



**GOVERNMENT OF TAMILNADU  
(HOME) TRANSPORT DEPARTMENT**

# **MONTHLY INFORMATION BOOKLET MARCH 2025**



**COMMISSIONERATE OF TRANSPORT AND ROAD SAFETY  
GUINDY, CHENNAI – 32.**

## **INDEX**

<b>S.No.</b>	<b>Particulars</b>	<b>Page Nos.</b>
<b>I. ADMINISTRATION</b>		
<b>1.</b>	Location of Offices of Transport Department	<b>6</b>
<b>2.</b>	Organisation Chart of the Transport Department	<b>7-8</b>
<b>3.</b>	Offices in Transport Department	<b>9-17</b>
<b>4.</b>	Staff strength as on 01.04.2025	<b>18</b>
<b>5.</b>	STA Office Phone Numbers and Govt. Officials Phone Nos.	<b>19-20</b>
<b>6.</b>	JTCs, DTCs , RTOs and Check Posts Phone Numbers	<b>21-26</b>
<b>II. INFRASTRUCTURE</b>		
<b>7.</b>	Administrative structure	<b>28-29</b>
<b>8.</b>	Announcement for the year 2012-2013	<b>30-31</b>
<b>9.</b>	Announcement for the year 2013-2014	<b>31-32</b>
<b>10.</b>	Announcement for the year 2014-2015 to 2024-25	<b>33-39</b>
<b>11.</b>	Creation of new offices from 2006-07 to 2023-24	<b>39-44</b>
<b>12.</b>	Office Buildings – Own, Under construction, Rented details	<b>45-47</b>
<b>13.</b>	Driving Testing Track – Own, Under construction details	<b>48-50</b>
<b>14.</b>	Land-Acquired, Acquisition under process	<b>51</b>
<b>15.</b>	Registration of Motor vehicles	<b>51-52</b>
<b>16.</b>	Transport Vehicular Position in Tamil Nadu as on 01.04.2025	<b>53</b>
<b>17.</b>	Stage Carriage	<b>54</b>
<b>18.</b>	Goods Carriage	<b>55</b>
<b>19.</b>	Contract Carriage	<b>56</b>
<b>20.</b>	Grant of Contract Carriage Omni Bus permit	<b>57-58</b>
<b>21.</b>	Collection of Tax	<b>58-59</b>
<b>22.</b>	The Tamil Nadu Motor Vehicles Taxation Act, 1974, Fees and Spot Fine details	<b>59-86</b>
<b>23.</b>	The Tamil Nadu Motor Vehicle Rules 431: Levy of Service Charges	<b>87-88</b>

<b>S.No.</b>	<b>Particulars</b>	<b>Page Nos.</b>
<b>24.</b>	Revenue Target , Collection and chart Expenditure details	<b>89-94</b>
<b>24(a).</b>	Expenditure Statement for the year from 2006-07 to 2023-24	<b>95</b>
<b>III. VEHICLE POPULATION</b>		
	Abstract of Vehicle Population	<b>97</b>
<b>25.</b>	Vehicle Position in Tamil Nadu and Chennai city as on 01.04.2025	<b>98-99</b>
<b>26.</b>	Vehicle Position in Tamil Nadu and Chennai city as on 31.03.2014 to 31.03.2025 – Transport and Non Transport	<b>100-102</b>
<b>26(a).</b>	Region wise strength as on 01.04.2025	<b>103-106</b>
<b>26(b).</b>	District wise Vehicle Population as on 01.04.2025	<b>107</b>
<b>26(c).</b>	All India Statistics regarding Census Population, Vehicle Population and Road Accidents	<b>108</b>
<b>26(d).</b>	State/ UT wise Total registered vehicles and their percentage share as on 31.03.2020	<b>109</b>
<b>IV. REGISTRATION</b>		
	Abstract of Newly Registered Vehicles	<b>111</b>
<b>27.</b>	Newly Registered Vehicles in Tamil Nadu & Chennai	<b>112-147</b>
<b>27(a)</b>	District wise newly registered vehicles in Tamil Nadu	<b>148</b>
<b>27(b)</b>	Newly registered e-vehicles in Tamil Nadu	<b>149-153</b>
<b>27(c)</b>	District wise number of vehicles registered having fuel (CNG only, LPG only and LNG) upto the month of March 2025	<b>154</b>
<b>27(d)</b>	District wise number of e-vehicles registered upto the month of March 2025	<b>155</b>
<b>V. DRIVING LICENSES</b>		
	Abstract of Driving Licences	<b>157</b>
<b>28.</b>	Learner's License data 2008 – 2009 to 2024-2025 ( upto March 2025)	<b>158</b>
<b>28(a)</b>	District wise LLR issued upto March 2025	<b>159</b>
<b>29</b>	Driving License data 2011 – 2012 to 2024-2025 ( upto March 2025)	<b>160-166</b>
<b>29(a).</b>	District wise driving licence transaction upto March 2025	<b>166</b>
<b>29(b)</b>	Zone wise Driving School Details	<b>167</b>

<b>S.No.</b>	<b>Particulars</b>	<b>Page Nos.</b>
<b>29(c).</b>	Contactless Services using Aadhaar as identity document	<b>167-169</b>
<b>30.</b>	Autorickshaw Permit	<b>170</b>
<b>VI. ROAD SAFETY</b>		
	Abstract of Road Safety	<b>172</b>
<b>31.</b>	Road Safety and Accident details	<b>173-230</b>
<b>32.</b>	Brief Note on Smart Card Project	<b>230</b>
<b>33.</b>	Enforcement work on Road Safety Measures	<b>231-234</b>
<b>33(a).</b>	Enforcement Software Application (e-Challan)	<b>234</b>
<b>34.</b>	High Security Registration Plates	<b>235</b>
<b>35.</b>	Modernization of Checkpost at Pethikuppam at a Glance	<b>235</b>
<b>VII. PERMITS</b>		
<b>36.</b>	Mini Bus	<b>237-238</b>
<b>37.</b>	Fresh Permit Issued for the Month of March 2025	<b>239</b>
<b>38.</b>	Surrender of Permit Issued for the Month of March 2025	<b>239</b>
<b>39.</b>	Driving Schools	<b>240</b>
<b>40.</b>	Web Ratna Awards	<b>241</b>

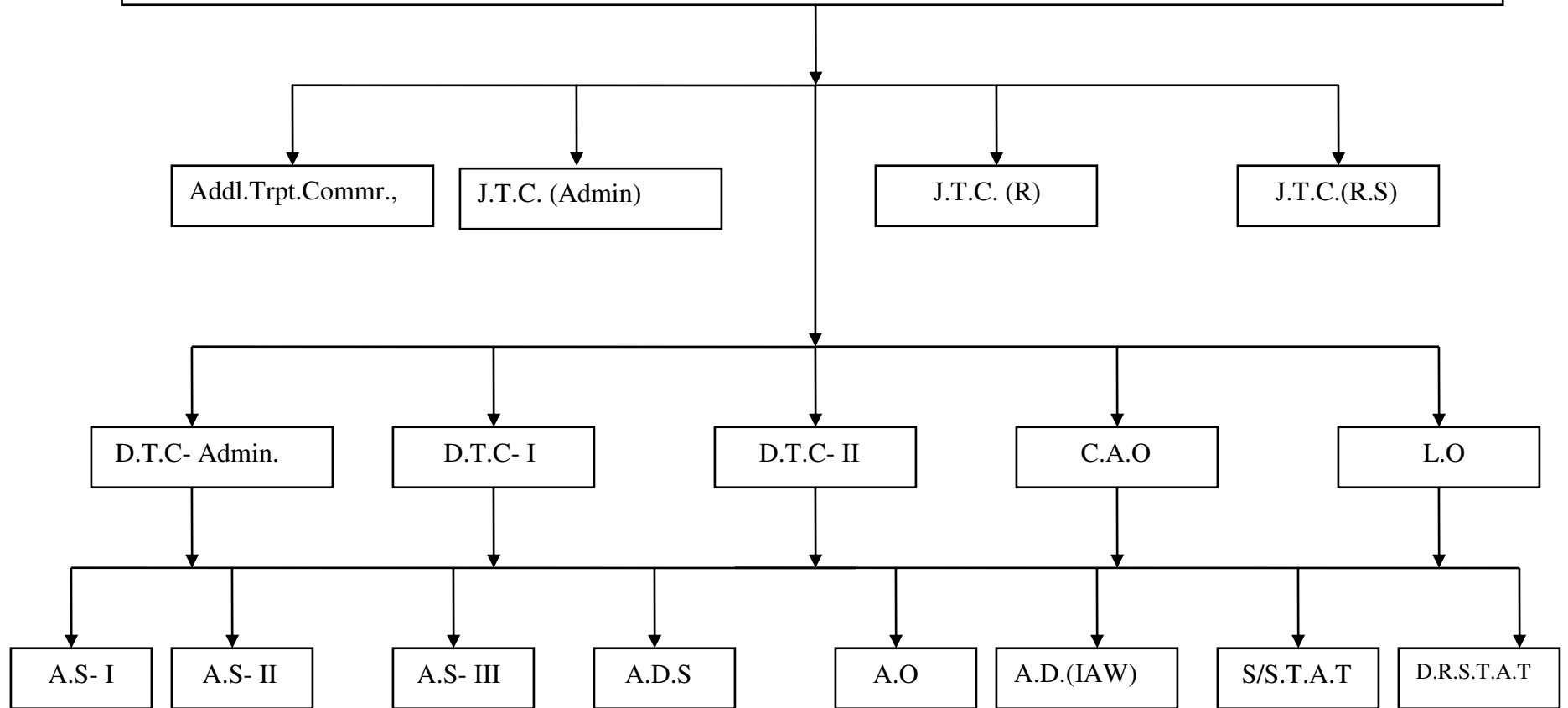
# **ADMINISTRATION**

# Location of Offices of Transport Department

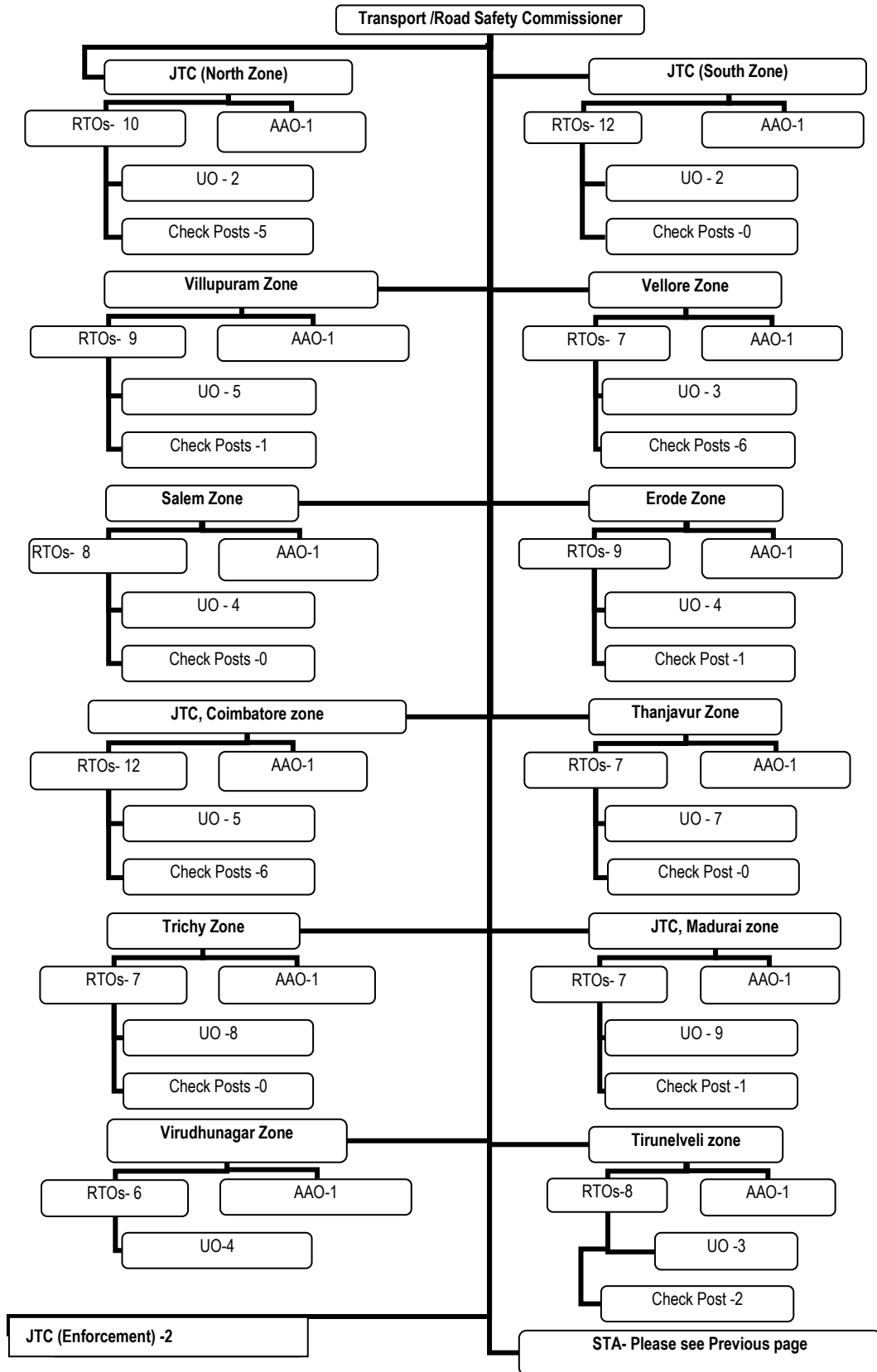


**ORGANISATION CHART OF THE TRANSPORT DEPARTMENT  
(HEAD QUARTERS SET UP)**

**TRANSPORT COMMISSIONER/ ROAD SAFETY COMMISSIONER / STATE TRANSPORT AUTHORITY**



# ORGANISATION CHART OF THE TRANSPORT/ROAD SAFETY DEPARTMENT



### 3. OFFICES FUNCTIONING UNDER THE CONTROL OF TRANSPORT DEPARTMENT

Number of Offices: 183 Zonal Offices: 12 Enfo Offices:2, RTO Offices: 91,Unit Offices:56, Check Posts:22

Sl. No	Zonal Office	Enf. office	RTO Office	Unit Office	Check Post
1	JTC Chennai (North)  RTO – 9 RTO (enf) -1 U.O. – 2 C.P. – 5	JTC (Enforcement ) Chennai	1. Chennai (East)		
			2.Chennai (Central)		
			3. Chennai (North)		
			4. Chennai (North West)		
			5. Chennai (North East)		
			6. Thiruvallur	1. Tiruthani	1. Tiruthani 2. Palavakkam
			7. Redhills	2. Gumudipoondi	3. Pethikuppam (Incoming)
					4. Pethikuppam (Outgoing)
			8. Poonamallee		5. Poonamallee
			9. Ambattur		
10. RTO (Enforcement)					
2	JTC Chennai (South)  RTO – 11 RTO (enf) -1 U.O. – 2	JTC (Enforcement ) Chennai	1. Chennai(South)		
			2. Chennai (West)		
			3. Chennai (South West )		
			4. Chennai (South East)		
			5. Meenambakkam		
			6. Kundrathur		
			7. Tambaram		
			8. Kancheepuram		
			9. Chengalpet	1. Maduranthagam 2. Thirukazhukundram	
			10. Sholinganallur		
			11. Sriperumpudur		
			12. RTO (Enforcement)		
3.	Villupuram  RTO – 8 RTO (enf) -1 U.O. –5 C.P. – 1	JTC (Enforcement ) Chennai	1. Villupuram		
			2. Ulundurpettai		
			3. Kallakurichi	1.Gingee	1. Thiruchitrambalam
			4. Tindivanam		
			5. Cuddalore		
			6.Thiruvannamalai	4.Virudhachalam	
			7. Chidambaram		
			8. Arani	5. Cheyyar	
			9. RTO (Enforcement)		
4.	Vellore RTO – 6 RTO (enf) -1 U.O. –3 C.P. – 6	JTC (Enforcement ) Chennai	1. Vellore	1.Gudiyatham	1. Serkadu 2. Kadpadi
			2. Vaniyampadi	2. Ambur	
			3. Tirupathur		
			4. Ranipet	3. Arakkonam	
			5. Krishnagiri		3.Kalikoil
			6. Hosur		4. Hosur (Incoming) 5. Hosur (Outgoing)

Sl. No	Zonal Office	Inf. office	RTO Office	Unit Office	Check Post
					6. Bagalur
			7. RTO (Enforcement)		
5..	Salem RTO – 7 RTO (enf) -1 U.O. – 4	JTC (Enforcement ) Chennai	1. Salem (East)		
			2. Salem (West)	1.Omalur	
			3. Attur	2.Vazhapadi	
			4. Salem (South)		
			5. Sankagiri		
			6. Dharmapuri	3.Harur 4.Palacode	
			7. Mettur		
			8. RTO (Enfo)		
6.	Erode RTO – 8 RTO (enf) -1 U.O. - 4 C.P. – 1	JTC (Enforcement ) Chennai	1. Erode (East)		
			2. Erode (West)		
			3. Perundurai		
			4.Gobichettipalayam	1.Bhavani 2.Sathiyamangalam	1. Bannari
			5. Namakkal (North)	3.Rasipuram	
			6. Namakkal (South)	4.Paramathivelur	
			7. Tiruchencode		
			8. Kumarapalayam		
			9. RTO (Enforcement)		
7.	JTC Coimbatore RTO – 11 RTO (enf) -1 U.O. – 5 C.P. – 6	JTC (Enforcement ) Chennai	1. Coimbatore (South)	1. Suler	
			2. Coimbatore (North)		
			3. Coimbatore (Central)		
			4. Coimbatore (West)		1. K.G. Chavadi (Incoming) 2. K.G. Chavadi (Out going)
			5. Tirupur (North)	2. Avinasi	
			6. Tirupur (South)	3. Kangeyam	
			7. Dharapuram		
			8.Udumalpet		
			9. Pollachi	4. Valparai	3. Gopalapuram 4. Valanthayamaram
			10. Mettupalayam		
			11. Ooty	5. Gudalur	5. Thalaikundha 6. Gudalur
			12. RTO (Enforcement)		
8.	Thanjavur RTO – 6 RTO (enf) -1 U.O. – 7	JTC (Enforcement ) Srirangam	1. Thanjavur	1.Pattukottai	
			2. Kumbakonam		
			3. Tiruvarur	2.Mannargudi 3.Thiruthuraipoondi	
			4. Nagapattinam		
			5. Mayiladuthurai	4.Sirkali	
			6. Pudukkottai	5.Aranthangi 6.Illupur 7.Alangudi	

Sl. No	Zonal Office	Enf. office	RTO Office	Unit Office	Check Post	
			7. RTO (Enforcement)			
9.	Tiruchirapalli RTO – 6 RTO (enf)-1 U.O. – 8	JTC (Enforcement ) Srirangam	1. Tiruchirapalli (West)	1.Manapparai		
			2. Tiruchirapalli (East)	2.Thiruverumbur		
			3. Srirangam	3.Thuraiyur		
				4.Musiri		
				5.Lalkudi		
			4. Karur	6.Kulithalai		
				7.Manmangalam		
8.Aravakurichi						
5. Perambalur						
6. Ariyalur						
7. RTO (Enforcement)						
10.	JTC Madurai RTO – 6 RTO (enf)-1 U.O. – 9 C.P. – 1	JTC (Enforcement ) Srirangam	1. Madurai (North)	1.Melur		
				2.Vadipatti		
			2. Madurai (South)	3.Thirumangalam		
				4.Usilampatti		
			3. Madurai (Central)			
			4. Theni	5.Uthamapalayam		1.Lower camp
			5. Dindigul	6.Vedasandur		
7.Vatlagundu						
8.Natham						
6.Palani	9.Oddanchatram					
7. RTO (Enforcement)						
11.	Virudhunagar RTO –5 RTO (enf)-1 U.O. – 4	JTC (Enforcement ) Srirangam	1. Virudhunagar	1.Aruppukottai		
			2. Sivagangai	2.Karaikudi		
			3.Srivilliputhur	3. Rajapalayam		
			4. Ramnathapuram	4.Paramakudi		
			5. Sivakasi			
			6. RTO (Enforcement)			
12.	Tirunelveli RTO – 8 U.O. –3 C.P. – 2	JTC (Enforcement ) Srirangam	1. Tirunelveli	1.Valliyur 2. Ambasamutharam		
			2. Tenkasi	1.Alangulam		1.Puliyarai
			3. Sankarankovil			
			4. Thoothukkudi			
			5. Marthandam			2.Kaliyakavilai
			6. Nagarcoil			
			7. Tiruchendur			
			8. Kovilpatti			
<b>Total</b>	<b>12</b>	<b>2</b>	<b>91</b>	<b>56</b>	<b>22</b>	

**RTO/ Unit Office code (RTO – 91 UO – 56)**

Sl. No	Office Code	RTO / Unit Office	Sl.No	Office Code	RTO / Unit Office
<b>CHENNAI NORTH ZONE</b>			<b>VELLORE ZONE</b>		
1	TN01	CHENNAI ( C ) – Ayanavaram	38	TN23	VELLORE
2	TN03	CHENNAI (NE) – Tondiarpet	39	TN23T	Gudiyatham U.O.
3	TN02	CHENNAI ( NW ) - Anna Nagar	40	TN83	VANIYAMBADI
4	TN04	CHENNAI ( E ) - Basin Bridge	41	TN83Y	Ambur U.O.
5	TN05	CHENNAI ( N ) – Vyasarpadi	42	TN 83MA	TIRUPATTUR
6	TN18	REDHILLS	43	TN73	RANIPET
7	TN18y	Gummidipoondi U.O.	44	TN73Z	Arakkonam U.O.
8	TN13	AMBATTUR	45	TN24	KRISHNAGIRI
9	TN20	TIRUVALLUR	46	TN70	HOZUR
10	TN20X	Thiruthani U.O.	<b>SALEM ZONE</b>		
11	TN12	POONAMALLE	47	TN30	SALEM (W)
<b>CHENNAI SOUTH ZONE</b>			48	TN30W	Omalur U.O.
12	TN07	CHENNAI ( S ) - Tiruvanmiyur	49	TN54	SALEM (E)
13	TN06	CHENNA(SE) – Mandaveli	50	TN 90	SALEM (S)
14	TN09	CHENNAI ( W ) - K.K.Nagar	51	TN52	SANGAGIRI
15	TN10	CHENNAI ( SW ) – Valasarawakkam	52	TN93	METTUR
16	TN22	MEENAMBAKKAM - Alandur	53	TN77	ATTUR
17	TN 85	KUNDRATHUR	54	TN77Z	Vazhapadi U.O.
18	TN11	TAMBARAM	55	TN29	DHARMAPURI
19	TN14	SHOLINGANALLUR	56	TN29W	PalacodeU.O.
20	TN21	KANCHEEPURAM	57	TN29Z	Harur U.O.
21	TN87	SRIPERUMBUDUR	<b>COIMBATORE ZONE</b>		
22	TN19	CHENGALPATTU	58	TN66	COIMBATORE ( C )
23	TN19Y	Thirukazhugundram U.O.	59	TN38	COIMBATORE ( N )
24	TN19Z	Madurantagam U.O.	60	TN 99	COIMBATORE (W)
<b>VILLUPURAM ZONE</b>			61	TN37	COIMBATORE ( S )
25	TN32	VILLUPURAM	62	TN37Z	SulurU.O
26	TN15	ULUNDURPET	63	TN41	POLLACHI
27	TN15MA	KALLAKURICHI	64	TN41W	Valpari U.O
28	TN16	TINDIVANAM	65	TN40	METTUPALAYAM
29	TN16z	Gingee U.O.	66	TN43	UDAGAMANDALAM
30	TN31	CUDDALORE	67	TN43Z	Gudalur U O
31	TN31Z	Panruti U.O.	68	TN39	TIRUPPUR (N)
32	TN31Y	Neyveli U.O.	69	TN39Z	Avinashi U.O
33	TN91	CHIDAMBARAM	70	TN42	TIRUPPUR (S)
34	TN91Z	Virudhachalam U.O.	71	TN42Y	Kangayam U.O.
35	TN25	TIRUVANNAMALAI	72	TN78	DHARAPURAM
36	TN97	ARANI	73	TN78MA	UDUMALPET
37	TN97z	Cheyyar U.O.			

Sl. No	Office Code	RTO / Unit Office	Sl.No	Office Code	RTO / Unit Office
<b>TIRUCHIRAPALLI ZONE</b>			<b>MADURAI ZONE</b>		
74	TN45	TIRUCHIRAPALLI West	113	TN59	MADURAI ( N )
75	TN45Z	Manapparai U.O.	114	TN59Z	Melur U.O.
76	TN81	TIRUCHIRAPALLI East	115	TN59V	Vadipatti U.O.
77	TN81Z	Tiruverumbur U.O.	116	TN58	MADURAI ( S )
78	TN48	SRI RANGAM	117	TN58Z	Tirumangalam U.O.
79	TN48Z	Thuraiyur U.O.	118	TN58Y	Usilampatti U.O.
80	TN48Y	Musuri U.O.	119	TN64	MADURAI ( C )
81	TN48X	Lalkudi U.O.	120	TN60	THENI
82	TN47	KARUR	121	TN60Z	Uthamapalayam U.O.
83	TN47X	Manmangalam U.O.	122	TN57	DINDIGUL
84	TN47Z	Kulithalai U.O.	123	TN57V	VedachendurU.O.
85	TN47y	Aravankurichi U.O.	124	TN57W	Bathalagundu U.O.
86	TN46	PERAMBALUR	125	TN57BV	Natham U.O.
87	TN61	ARIYALUR	126	TN94	PALANI
<b>ERODE ZONE</b>			127	TN94Z	Oddanchattiram U.O.
88	TN33	ERODE(East)	<b>VIRUDHUNAGAR ZONE</b>		
89	TN86	ERODE (West)	128	TN67	VIRUDHUNAGAR
90	TN36	GOBI	129	TN67W	AruppukottaiU O
91	TN36W	Bhavani U.O.	130	TN84	SRIVILLIPUTHUR
92	TN36Z	Sathiyamanagalam U O	131	TN84U	Rajapalayam U.O.
93	TN56	PERUNDURAI	132	TN95	SIVAKASI
94	TN28	NAMAKKAL North	133	TN63	SIVAGANGAI
95	TN28Z	Rasipuram U O	134	TN63Z	Karakudi U O
96	TN88	Namakkal South	135	TN65	RAMANATHAPURAM
97	TN88Z	Paramathivelur U.O.	136	TN65Z	Paramakudi U.O.
98	TN34	THIRUCHENGODU	<b>TIRUNELVELI ZONE</b>		
99	TN34MA	KUMARAPALAYAM	137	TN69	THOOTHUKKUDI
<b>THANJAVUR ZONE</b>			138	TN96	KOVILPATTI
100	TN49	THANJAVUR	139	TN92	TIRUCHENDUR
101	TN49Y	Pattukottai U.O.	140	TN76	TENKASI
102	TN68	KUMBAKONAM	141	TN76Y	Alangulam U.O
103	TN51	NAGAPATTINAM	142	TN79	SANKARAN KOIL
104	TN82	MAYILADUTHURAI	143	TN72	TIRUNELVELI
105	TN82z	Sirkali U.O.	144	TN72V	Valliyur U O
106	TN50	TIRUVARUR	145	TN72U	Ambasamudram U.O.
107	TN50Z	Mannarkudi U.O.	146	TN74	NAGERCOIL
108	TN 50Y	Thiruthuraipoondi U.O.	147	TN75	MARTHANDAM
109	TN55	PUDUKKOTTAI			
110	TN55Z	Aranthangi U.O.			
111	TN55y	Illupur U.O.			
112	TN55BQ	Alangudi U.O.			

### Name of the RTO Offices with Codes

Sl. No	Office Code	RTO / Unit Office	Sl. No	Office Code	RTO / Unit Office
		<b>CHENNAI NORTH ZONE</b>			<b>SALEM ZONE</b>
1	TN01	CHENNAI ( C ) – Ayanavaram	46	TN30	SALEM (W)
2	TN03	CHENNAI (NE) – Tondiarpet	47	TN54	SALEM (E)
3	TN02	CHENNAI ( NW ) - Anna Nagar	48	TN 90	SALEM (S)
4	TN04	CHENNAI ( E ) - Basin Bridge	49	TN52	SANGAGIRI
5	TN05	CHENNAI ( N ) – Vyasarpadi	50	TN93	METTUR
6	TN18	REDHILLS	51	TN77	ATTUR
7	TN13	AMBATTUR	52	TN29	DHARMAPURI
8	TN20	TIRUVALLUR			<b>THANJAVUR ZONE</b>
9	TN12	POONAMALLE	53	TN49	THANJAVUR
		<b>CHENNAI SOUTH ZONE</b>	54	TN68	KUMBAKONAM
10	TN07	CHENNAI ( S ) - Tiruvanmiyur	55	TN51	NAGAPATTINAM
11	TN06	CHENNA(SE) – Mandaveli	56	TN82	MAYILADUTHURAI
12	TN09	CHENNAI ( W ) - K.K.Nagar	57	TN50	TIRUVARUR
13	TN10	CHENNAI ( SW ) – Valasarawakkam	58	TN55	PUDUKKOTTAI
14	TN22	MEENAMBAKKAM - Alandur			<b>TIRUCHIRAPALLI ZONE</b>
15	TN 85	KUNDRATHUR	59	TN45	TIRUCHIRAPALLI West
16	TN11	TAMBARAM	60	TN81	TIRUCHIRAPALLI East
17	TN14	SHOLINGANALLUR	61	TN48	SRI RANGAM
18	TN21	KANCHEEPURAM	62	TN47	KARUR
19	TN87	SRIPERUMBUDUR	63	TN46	PERAMBALUR
20	TN19	CHENGALPATTU	64	TN61	ARIYALUR
		<b>VILLUPURAM ZONE</b>			<b>ERODE ZONE</b>
21	TN32	VILLUPURAM	65	TN33	ERODE(East)
22	TN15	ULUNDURPET	66	TN86	ERODE (West)
23	TN15MA	KALLAKURICHI	67	TN36	GOBI
24	TN16	TINDIVANAM	68	TN56	PERUNDURAI
25	TN31	CUDDALORE	69	TN28	NAMAKKAL North
26	TN91	CHIDAMBARAM	70	TN88	Namakkal South
27	TN25	TIRUVANNAMALAI	71	TN34	THIRUCHENGODU
28	TN97	ARANI	72	TN34MA	KUMARAPALAYAM
		<b>VELLORE ZONE</b>			<b>MADURAI ZONE</b>
29	TN23	VELLORE	73	TN59	MADURAI ( N )
30	TN83	VANIYAMBADI	74	TN58	MADURAI ( S )
31	TN 83MA	TIRUPATTUR	75	TN64	MADURAI ( C )
32	TN73	RANIPET	76	TN60	THENI
33	TN24	KRISHNAGIRI	77	TN57	DINDIGUL
34	TN70	HOZUR	78	TN94	PALANI
		<b>COIMBATORE ZONE</b>			<b>VIRUDHUNAGAR ZONE</b>
35	TN66	COIMBATORE ( C )	79	TN67	VIRUDHUNAGAR
36	TN38	COIMBATORE ( N )	80	TN84	SRIVILLIPUTHUR
37	TN 99	COIMBATORE (W)	81	TN95	SIVAKASI
38	TN37	COIMBATORE ( S )	82	TN63	SIVAGANGAI
39	TN41	POLLACHI	83	TN65	RAMANATHAPURAM
40	TN40	METTUPALAYAM			<b>TIRUNELVELI ZONE</b>
41	TN66	UDAGAMANDALAM	84	TN69	THOOTHUKKUDI
42	TN39	TIRUPPUR (N)	85	TN96	KOVILPATTI
43	TN42	TIRUPPUR (S)	86	TN92	TIRUCHENDUR
44	TN78	DHARAPURAM	87	TN76	TENKASI
45	TN78MA	UDUMALPET	88	TN79	SANKARAN KOIL
			89	TN72	TIRUNELVELI
			90	TN74	NAGERCOIL
			91	TN75	MARTHANDAM

## Name of the Unit Office with Codes

Sl.No.	Office Code	RTO / Unit Office	Sl.No	Office Code	RTO / Unit Office
<b>CHENNAI NORTH ZONE</b>			<b>ERODE ZONE</b>		
1	TN18y	Gummidipoondi U.O.	32	TN36W	Bhavani U.O.
2	TN20X	Thiruthani U.O.	33	TN36Z	Sathiyamanagalam U O
<b>CHENNAI SOUTH ZONE</b>			34	TN28Z	Rasipuram U O
3	TN19Y	Thirukazhugundram U.O.	35	TN88Z	Paramathivelur U.O.
4	TN19Z	Madurantagam U.O.	<b>COIMBATORE ZONE</b>		
<b>VILLUPURAM ZONE</b>			36	TN37Z	Sulur U.O
5	TN16z	Gingee U.O.	37	TN41W	Valpari U.O
6	TN31Z	Panruti U.O.	38	TN43Z	Gudalur U O
7	TN31Y	Neyveli U.O.	39	TN39Z	Avinashi U.O
8	TN91Z	Virudhachalam U.O.	40	TN42Y	Kangayam U.O.
9	TN97z	Cheyyar U.O.	<b>MADURAI ZONE</b>		
<b>VELLORE ZONE</b>			41	TN59Z	Melur U.O.
10	TN23T	Gudiyatham U.O.	42	TN59V	Vadipatti U.O.
11	TN83Y	Ambur U.O.	43	TN58Z	Tirumangalam U.O.
12	TN73Z	Arakkonam U.O.	44	TN58Y	Usilampatti U.O.
<b>SALEM ZONE</b>			45	TN60Z	Uthamapalayam U.O.
13	TN30W	Omalur U.O.	46	TN94Z	Oddanchattiram U.O.
14	TN77Z	Vazhapadi U.O.	47	TN57V	Vedachendur U.O.
15	TN29W	Palacode U.O.	48	TN57W	Bathalagundu U.O.
16	TN29Z	Harur U.O.	49	TN57BV	Natham U.O.
<b>THANJAVUR ZONE</b>			<b>VIRUDHUNAGAR ZONE</b>		
17	TN49Y	Pattukottai U.O.	50	TN67W	Aruppukottai U O
18	TN82z	Sirkali U.O.	51	TN84U	Rajapalayam U.O.
19	TN50Z	Mannarkudi U.O.	52	TN63Z	Karaikudi U O
20	TN 50Y	Thiruthuraipoondi U.O.	53	TN65Z	Paramakudi U.O.
21	TN55Z	Aranthangi U.O.	<b>TIRUNELVELI ZONE</b>		
22	TN55y	Illupur U.O.	54	TN76Y	Alangulam U.O
23	TN55BQ	Alangudi U.O.	55	TN72V	Valliyur U O
<b>TIRUCHIRAPALLI ZONE</b>			56	TN72U	Ambasamudram U.O.
24	TN45Z	Manapparai U.O.			
25	TN81Z	Tiruverumbur U.O.			
26	TN48Z	Thuraiyur U.O.			
27	TN48Y	Musuri U.O.			
28	TN48X	Lalkudi U.O.			
29	TN47X	Manmangalam U.O.			
30	TN47Z	Kulithalai U.O.			
31	TN47y	Aravankurichi U.O.			

## DISTRICT WISE RTO, UNIT OFFICE AND CHECK POSTS

S.No	DISTRICT	S. No	NAME OF THE OFFICE	S. No	DISTRICT	S. No	NAME OF THE OFFICE	
1	1. CHENNAI	1	CHENNAI ( C ) AYANAVARAM	35	8.VELLORE	1	VELLORE	
2		2	CHENNAI ( E ) - BASIN BRIDGE					Katpadi CP
3		3	CHENNAI ( N ) - VYASARPADY					Serkadu CP
4			4	CHENNAI ( NE ) - TONDIARPET	36	9.TIRUPATTUR	2	Gudiyatham U.O.
5		5	CHENNAI ( NW ) - ANNA NAGAR	37			1	THIRUPATHUR
6		6	CHENNAI ( S ) - TIRUVANMIYUR	38			2	VANIYAMBADI
7			7	CHENNAI (SE) - MANDAVELI	39	10.RANIPET	3	Ambur U.O
8		8	CHENNAI ( W ) - K.K. NAGAR	40			1	RANIPET
9		9	CHENNAI ( SW ) - VALASARAVAKKAM	41			2	Arakkonam U.O.
10	2.KANCHEEPURAM	1	KUNDRATHUR	42	11.KRISHNAGIRI	1	KRISHNAGIRI	
11		2	KANCHEEPURAM					Kalikoil CP
12		3	SRIPERUMPUDUR	43			2	HOZUR
13	3.CHENGALPATTU	1	MEENAMBAKKAM - ALANDUR		12.SALEM		Hosur CP (IC & OG)	
14		2	TAMBARAM					Bagalur CP
15		3	SHOLINGANALLUR	44			1	SALEM (West)
16		4	CHENGALPATTU	45			2	Omalur U.O.
17		5	Madurantagam U.O.	46			3	SALEM (East)
18		6	Thirukazhukundram U.O.	47			4	SALEM (South)
19	4.TIRUVALLUR	1	TIRUVALLUR	48		5	SANGAGIRI	
			Tiruthani CP	49		6	METTUR	
			Palavakkam CP	50		7	ATTUR	
20		2	UO,Tiruthani	51		8	Vazhapadi U.O.	
21		3	POONMALLEE	52	13.DHARMAPURI	1	DHARMAPURI	
			Poonamalle CP	53			2	Harur U.O.
22		4	REDHILLS	54			3	Palacode U.O.
			Pethikuppam CP (IC& OG)	55	14.THANJAVUR	1	THANJAVUR	
23		5	Gummidipoondi U.O.	56			2	Pattukottai U.O.
24		6	AMBATTUR	57			3	KUMBAKONAM
25	5.VILLUPURAM	1	VILLUPURAM	58	15.NAGAPATTINAM	1	NAGAPATTINAM	
26		2	TINDIVANAM	59	16.MAYILADUTHURAI	1	MAYILADUTHURAI	
			Tiruchittrambalam CP	60			2	Sirkali U.O.
27		3	Gingee U.O.	61	17.THIRUVARUR	1	TIRUVARUR	
28	6.KALLAKURICHI	1	ULUNDURPET	62			2	Mannargudi U.O.
29		2	KALLAKURICHI	63			3	Thiruthuraipoondi U.O.
30	7.CUDDALORE	1	CUDDALORE	64	18.PUDUKOTTAI	1	PUDUKOTTAI	
31		2	Panrutii U.O.	65			2	Aranthanki U.O.
32		3	Neyveli U.O.	66			3	Illupur U.O.
33		4	CHIDAMBARAM	67			4	Alangudi U.O.
34		5	Virudhachalam U.O.					

S.No		S. No	NAME OF THE OFFICE	S.No	DISTRICT	S.No	NAME OF THE OFFICE	
68	19.TIRUVANNAMALAI	1	TIRUVANNAMALAI	110	31.COIMBATORE	1	COIMBATORE ( C )	
69		2	ARANI	111		2	COIMBATORE ( N )	
70		3	Cheyyar U.O.	112		3	COIMBATORE (w)	
71	20.TRICHY	1	TRICHY West				<b>KG Chavadi CP (IC &amp;OG)</b>	
72		2	Manapparai U.O.	113		4	COIMBATORE ( S )	
73		3	TRICHY East	114		5	Sulur U.O.	
74		4	Thiruverumbur U.O.	115		6	POLLACHI	
75		5	SRI RANGAM				<b>Valanthayamaram CP</b>	
76		6	Thuraiyur U.O.				<b>Gopalapuram CP</b>	
77		7	Musiri U.O.	116		7	Valparai U.O.	
78		8	Lalkudii U.O.	117	8	METTUPALAYAM		
79	21.KARUR	1	KARUR	118	32.TIRUPPUR	1	TIRUPPUR (N)	
80		2	Kulithalai U.O.	119		2	Avinashi U.O.	
81		3	Aravankurichi U.O.	120		3	TIRUPPUR (S)	
82		4	Manmangalam U.O.	121		4	Kangeyam U.O.	
83	22.PERAMBALUR	1	PERAMBALUR	122		5	DHARAPURAM	
84	23.ARIYALUR	1	ARIYALUR	123		6	Udumalpet U O	
85	24.ERODE	1	ERODE(east)	124	33.NILGIRIS	1	UDAGAMANDALAM	
86		2	ERODE(West)				<b>Gudalur CP</b>	
87		3	GOBI				<b>Thalaikunda CP</b>	
				<b>Bannari CP</b>	125	2	Gudalur U O	
88		4	Sathiyamangalam U.O.	126	34.MADURAI	1	MADURAI ( C )	
89		5	Bhavani U.O.	127		2	MADURAI ( N )	
90	6	PERUNDURAI	128	3		Melur U.O.		
91	25.NAMAKKAL	1	NAMAKKAL (North)	129		4	Vadipatti U.O.	
92		2	Rasipuram U.O.	130		5	MADURAI ( S )	
93		3	NAMAKKAL (South)	131		6	Thirumangalam U.O.	
94		4	Paramathivelur U.O.	132		7	Usilampatti U.O.	
95		5	THIRUCHENGODU	133	1	THENI		
96	6	Kumarapalyam RTO			<b>PC Patti CP</b>			
97	26.TIRUNELVELI	1	TIRUNELVELI	134	35.THENI	2	Uthamapalayam U.O.	
98		2	Valliyur U.O.	135		1	DINDIGUL	
99		3	Ambasumudram U.O.	136		2	Vedasandur U.O.	
100	27.TURICORIN	1	TUTICORIN	137		36.DINDIGUL	3	Bathalagundu U.O.
101		2	KOVILPATTI	138			4	Natham U.O.
102		3	TIRUCHENDUR	139			5	PALANI
103		28.KANIYAKUMARI	1	NAGERCOIL	140		6	Oddanchatram U.O.
104	2		MARTHANDAM	141	1		VIRUDHUNAGAR	
				<b>Kaliakavilai CP</b>	142		2	Aruppukottai UO
105	29.TENKASI	1	SANKARANKOIL	143	37.VIRUDHUNAGAR	3	SRIVILLIPUTHUR	
106		2	TENKASI	144		4	Rajapalyam U.O.	
107		3	Alangulam U.O	145		5	SIVAKASI	
				<b>Puliyarai CP</b>		146	1	SIVAGANGAI
108		30.RAMANATHA PURAM	1	RAMANATHAPURAM		147	38.SIVAGANGAI	2
109	2		Paramakudi U.O.					

#### 4. STAFF STRENGTH AS ON 01/04/2025

S.No	Name of the Post	Sanctioned strength	Working strength	Vacancy Position
1	Transport Commissioner	1	1	0
2	Chairman,STAT	1	1	0
3	Additional Transport Commissioner	1	1	0
4	Joint Transport Commissioner	6	6	0
5	Joint Transport Commissioner (Road Safety)	1	0	1
6	Joint Transport Commissioner (Enforcement)	2	2	0
7	Deputy Transport Commissioner	11	5	6
8	Chief Accounts Officer	1	1	0
9	Accounts Officer	1	1	0
10	Assistant Accounts Officer	12	9	3
11	Assistant Director of Statistics	1	1	0
12	Law Officer	1	0	1
13	Regional Transport Officer (including Assistant Secretary STA/Departmental Representatives & Secretary to STAT)	110	99	11
14	Lead Agency (Deputy Director of Transport /Road Safety of Assistant Engineer/Asst. Director /Inspector of Police/ Superintendent	5	4	1
15	Motor Vehicles Inspector (Grade-I)	239	124	115
16	Motor Vehicles Inspector (Grade-II )	180	12	168
17	Personal Assistant	121	107	14
18	Motor Vehicles Inspector(NT)	82	57	25
19	Superintendent	248	244	4
20	Statistical Inspector	2	2	0
21	Assistant	638	595	43
22	Steno-Typist	26	16	10
23	Junior Assistant	428	276	152
24	Typist	183	123	60
25	Examiner	1	0	1
26	Reader	1	0	1
27	Shroff	14	0	14
28	Record Clerk	154	30	124
29	Drivers	122	25	97
30	Office Assistant	361	131	230
31	Watchman	154	21	133
32	Sweeper	18	5	13
<b>Total</b>		<b>3126</b>	<b>1899</b>	<b>1227</b>

Source: R Sec

## 5. HOME DEPARTMENT OFFICERS' PHONE NUMBERS (As on 01/04/2025)

Name of the Officers (Tvl./Tmt.)	Designation	Office Phone No.	Fax No.	Mail id
Thiru.Dheeraj Kumar, IAS	Additional Chief Secretary to Government	25671113/ 25670077	PABX5632	homesec@tn.gov.in
	Deputy Secretary to Govt.	044-25672816		

### 5.1. STA OFFICERS' PHONE NUMBERS

Name of the Officers (Tvl./Tmt.)	Designation	Office Phone No. (T.C.'s Office)	Cug No.	Mail id
Thiru Shunchongam Jatak Chiru, IAS	Transport Commissioner and State Road Safety Commissioner	28588998/ 28412244 (Fax No.)	9384808000	tc.tn@nic.in
Thiru S.K.M.Sivakumaran	Additional Transport Commissioner	28588998	93848 08577	adlcmr.sta@tn.gov.in
Thiru K.Nellaiyappan	Joint Transport Commissioner (Admin)	28594540	93848 08602	jtcasta@nic.in
Thiru M.K.Suresh Kumar	Joint Transport Commissioner (Rules)	28583497	93848 08603	jtrsta@nic.in
Thiru M.K.Suresh Kumar (FAC)	Joint Transport Commissioner (Road Safety)	28588989	93848 08222	jtrcssta@nic.in
Thiru K.Nellaiyappan(i/c)	Deputy Transport Commissioner I	28528030	93848 08604	dte1sta@nic.in
Thiru A.Pandian	Deputy Transport Commissioner II		9384808666	dte2sta@nic.in
Tmt G.Jamuna	Deputy Transport Commissioner (Admin)	28528029	9384808538	dteasta@nic.in
Thiru S.Sridharan	Assistant Secretary – I	28582478	93848 08777	as1sta@nic.in
Thiru P.Venkataramani	Assistant Secretary –II	28582478	93848 08888	as2sta@nic.in
Thiru V. Jeya Gowri	Assistant Secretary –III	28582478	93848 08999	as3sta@nic.in
Tmt T. Kanthimathi	Chief Accounts Officer	28414550 Ext.229	----	caosta@nic.in
Tmt S.Uma	Accounts Officer	28414550 Ext.239	----	aosta@nic.in
VACANT	Assistant Director (Internal Audit)	28414550 Ext.239	----	
Tmt R. Malarvizhi	Assistant Director of Statistics	28414550 Ext.234	----	adssta@nic.in
VACANT	Law Officer			

## Road Safety Lead Agency Cell

Tmt A. Meenakshi	Deputy Director, Institute of Road Transport			
Tmt M.Sangeetha	Inspector of Police	28414550 Ext.253		
Thiru S.Senthilkumar	Assistant Engineer, State High ways	28414550 Ext.253		
VACANT	Assistant Director, Education			
Dr. Dilip Manikandan, M.S(Opthal)	Assistant Surgeon, Director of Medical Education			

## STATE TRANSPORT APPELLITE TRIBUNAL

Sl. No.	Name of the RTO	Name of the Office	Office Phone NO.
1	M.Seleyan (i/c)	Secretary/STAT	044-25342990
2	T.Sivagurunathan	D.R. /STAT	044-25342990

## 6.JTCs, DTCs & RTOs Phone Numbers (as on 01/04/2025)

Office Code	Office	Name	Office Phone No.	Cug No.	Mail-id
<b>Chennai North Zone</b>					
	JTC Chennai (North)	P.Suresh	044-26281611 044-26280445	9384808588	<a href="mailto:jtcche@nic.in">jtcche@nic.in</a>
TN01	RTO, Central Ayanavaram	D.Madhavan	044-26745959	9384808067	<a href="mailto:rtotn01@nic.in">rtotn01@nic.in</a>
TN02	RTO, Chennai (North West)	D.A.Parvandan	044-26215969	9384808072	<a href="mailto:rtotn02@nic.in">rtotn02@nic.in</a>
TN03	RTO, Chennai (North East)	G.Sundaramurthi	044-25911133 044-25914849	9384808061	<a href="mailto:rtotn03@nic.in">rtotn03@nic.in</a>
TN04	RTO, Chennai (East), Basin Bridge	J.Shanthi	044-26670663 044-26673900	9384808054	<a href="mailto:rtotn04@nic.in">rtotn04@nic.in</a>
TN05	RTO, Chennai (North) Kolathur	M.Ravichandran	044-25562700 044-25562500	9384808063	<a href="mailto:rtotn05@nic.in">rtotn05@nic.in</a>
TN12	RTO, Poonamallee	U.Ravikumar	----	9384808116	<a href="mailto:rtotn12@nic.in">rtotn12@nic.in</a>
TN13	RTO, Ambattur	M.Karuppaiyan	044-23450027	9384808122	<a href="mailto:rtotn13@nic.in">rtotn13@nic.in</a>
TN18	RTO, Redhills	V. Sivananthan	044-26330003	9384808119	<a href="mailto:rtotn18@nic.in">rtotn18@nic.in</a>
TN18Y	UO,Gummidipoondi	S.Gunasekaran (MVI Gr.I) (i/c)	NA	9384808120	<a href="mailto:rtotn18y@nic.in">rtotn18y@nic.in</a>
TN20	RTO, Tiruvallur	N.Ramakrishnan	044-27663333	9384808079	<a href="mailto:rtotn20@nic.in">rtotn20@nic.in</a>
TN20X	UO, Thiruthani	Rajasekaran (MVI Gr.I)	-----	9384808561	<a href="mailto:rtotn20x@nic.in">rtotn20x@nic.in</a>
	RTO,Pethikuppam Check Post	V. Sivananthan (i/c)		9384808501	
	RTO Chennai (North Zone) Enf	M.Seleyan	044-26744445	9384808607	
<b>Chennai South Zone</b>					
	JTC Chennai (South)	Pon. Senthilnathan	044-24749001	9384808333	<a href="mailto:jtcchs@nic.in">jtcchs@nic.in</a>
TN06	RTO, Chennai (South East) Mandaveli	M.Sridharan	044-24610405	9384808136	<a href="mailto:rtotn06@nic.in">rtotn06@nic.in</a>
TN07	RTO, Chennai (South)Tiruvanmiyur	S.Karthikeyan	044-24516464	9384808132	<a href="mailto:rtotn07@nic.in">rtotn07@nic.in</a>
TN09	RTO, Chennai (West) K.K.Nagar	N.Saravanan	044-24894466	9384808127	<a href="mailto:rtotn09@nic.in">rtotn09@nic.in</a>
TN10	RTO Chennai (South West) Valasarawakkam	N.Saravanan (i/c)	044-24797722 044-24797711	9384808139	<a href="mailto:rtotn10@nic.in">rtotn10@nic.in</a>
TN11	RTO,Tamparam	V.Arunachalam (i/c)	044-22386666	9384808147	<a href="mailto:rtotn11@nic.in">rtotn11@nic.in</a>
TN14	RTO, Sholinganallur	R. Prema (PA) (i/c)	044-24503939	9384808150	<a href="mailto:rtotn14@nic.in">rtotn14@nic.in</a>
TN19	RTO, Chengalpet	P.Elango	044-27464997	9384808158	<a href="mailto:rtotn19@nic.in">rtotn19@nic.in</a>
TN19Y	UO, Thirukazhugundram	C.Murali (MVI Gr.I)	----	9384808161	
TN19Z	UO, Maduranthagam	C.Murali (MVI Gr.I) (i/c)	044-27555454	9384808162	<a href="mailto:rtotn19x@nic.in">rtotn19x@nic.in</a>
TN21	RTO, Kancheepuram	P.Nagarajan	044-27261277	9384808153	<a href="mailto:rtotn21@nic.in">rtotn21@nic.in</a>
TN22	RTO, Meenambakkam Alandur	V.Arunachalam	044-22325555	9384808142	<a href="mailto:rtotn22@nic.in">rtotn22@nic.in</a>
TN85	RTO, Kunrathur	G.Ventateswaran	044-24782577	9384808145	<a href="mailto:rtotn85@nic.in">rtotn85@nic.in</a>
TN87	RTO, Sriperumpudur	A.Vijayakumar	044-27162717	9384808156	<a href="mailto:rto.tn87@gov.in">rto.tn87@gov.in</a>
	RTO Chennai (South Zone) (Enf)	G.Sampath Kumar	044-24749001	9384808125	

Office Code	Office	Name	Office Phone No.	Cug No.	Mail-id
<b>Villupuram Zone</b>					
	DTC, Villupuram	K.Pattappasamy	04146-223391	9384808163	dtcvpm@nic.in
TN15	RTO Ulundurpet	G.Neduchezhiyapandian	04149-209544	9384808598	rtotn15@nic.in
TN15MA	RTO, Kallakurichi	P.Jeyabaskaran	04151-223646	9384808573	rtotn15z@nic.in
TN16	RTO Tindivanam	A.Mukkanan	04147-251198	9384808172	rtotn16@nic.in
TN16Z	UO,Gingee	U.Murugavel (MVI Gr.I)	04145-222098	9384808175	rtotn16z@nic.in
TN25	RTO Tiruvannamalai	K.Karunanithi	04175-232266	9384808525	rtotn25@nic.in
TN31	RTO Cuddalore	R.Selvam (i/c)	04142-234035	9384808178	rtotn31@nic.in
TN31Z	UO,Panruti	R. Ravichandran (MVI Gr.I)	04142-243777	9384808189	rtotn31z@nic.in
TN32	RTO Villupuram	G.Arunachalam	04146-223626	9384808168	rtotn32@nic.in
TN91	RTO Chidambaram	R.Selvam	04144-230816	9384808186	rto-tn91@nic.in
TN31Y	UO, Neyveli	N.Francis(MVI Gr.I)	04142-257322	9384808185	rtotn31y@nic.in
TN91Z	UO,Virdhachalam	S.Murugesan (MVI Gr.I)	-----	9384808190	rtotn31v@nic.in
TN97	RTO,Arani	R.SivaKumar	04173-229566	9384808529	rtotn25z@nic.in
TN97 Z	UO Cheyyar	K.Karunanidhi (MVI Gr.I)	0418-2299433	9384808192	rto-tn25y@nic.in
	RTO Enforcement Villupuram	P.Jeyabaskaran (i/c)	04146-223391	9384808164	
<b>Vellore Zone</b>					
	DTC Vellore	K.Pattappasamy (i/c)	0416-2258840	9384808195	<a href="mailto:dtcvlr@nic.in">dtcvlr@nic.in</a>
TN23	RTO Vellore	P.Sundararajan	0416-2252040	9384808198	<a href="mailto:rtotn23@nic.in">rtotn23@nic.in</a>
TN23T	UO Gudiyatham	S.P.Rajeshkanna	04171-225200, 04171-226573	9384808204	<a href="mailto:rtotn23t@nic.in">rtotn23t@nic.in</a>
TN24	RTO Krishnagiri	P.Prabhakar (i/c)	04343-231444	9384808528	<a href="mailto:rtotn24@nic.in">rtotn24@nic.in</a>
TN70	RTO Hosur	P.Prabhakar	04344-292955	9384808216	<a href="mailto:rtotn70@nic.in">rtotn70@nic.in</a>
TN73	RTO Ranipet	G.Mohan	04172-273087	9384808211	<a href="mailto:rtotn73@nic.in">rtotn73@nic.in</a>
TN73Z	UO Arakonam	N.Senguttuvel (MVI Gr.I)	-	9384808213	<a href="mailto:rtotn73z@nic.in">rtotn73z@nic.in</a>
TN83	RTO Vaniyambadi	S.Venkatraghavan	04174-233555	9384808205	<a href="mailto:rtotn83@nic.in">rtotn83@nic.in</a>
TN83Y	UO Ambur	M.D.Amarnath (MVI Gr.I)	-	9384808209	<a href="mailto:rtotn83y@nic.in">rtotn83y@nic.in</a>
TN83MA	RTO Tirupattur	K.Panneerselvam	04179-227797	9384808210	<a href="mailto:rtotn83z@nic.in">rtotn83z@nic.in</a>
	RTO Enforcement Vellore	K.S.Duraisamy	0416-2257840	9384808196	
<b>Salem Zone</b>					
	DTC, Salem	N.Azhagarasu(FAC)	0427-2225333	9384808546	<a href="mailto:dtcslm@nic.in">dtcslm@nic.in</a>
TN29	RTO ,Dharmapuri	C.K.Jeyadevaraj	04342-230907	9384808242	<a href="mailto:rtotn29@nic.in">rtotn29@nic.in</a>
TN29W	UO Palacode	G.Venkidusamy (MVI Gr.I)	04348-296910	9384808246	<a href="mailto:rtotn29w@nic.in">rtotn29w@nic.in</a>
TN29Z	UO Harur	A.Kulothungam(MVI Gr.I)	04346-291414	9384808247	<a href="mailto:rtotn29z@nic.in">rtotn29z@nic.in</a>
TN30	RTO Salem (West)	V.Kokila	0427-2225588	9384808230	<a href="mailto:rtotn30@nic.in">rtotn30@nic.in</a>
TN30W	UO Omalur	T.Kavitha (MVI Gr.I)	04290-220999	9384898233	<a href="mailto:rtotn30w@nic.in">rtotn30w@nic.in</a>
TN52	RTO Sangagiri	M.Velumani	04283-242440	9384808237	<a href="mailto:rtotn52@nic.in">rtotn52@nic.in</a>
TN54	RTO Salem (East)	R.Thiyagarajan	0427-2243144	9384808220	<a href="mailto:rtotn54@nic.in">rtotn54@nic.in</a>
TN77	RTO Attur	D.Dhamodharan	04282-299216	9384808227	<a href="mailto:rtotn77@nic.in">rtotn77@nic.in</a>
TN77Z	UO Vazhapadi	S. Muthukumar	04292-222077	9384808229	<a href="mailto:rtotn77z@nic.in">rtotn77z@nic.in</a>
TN90	RTO Salem (South)	A.Rajapandian	0427-2272688 0427-2272588 0427-2272655	9384808235	<a href="mailto:rtotn90@nic.in">rtotn90@nic.in</a>
TN93	RTO Mettur	A.S.Senthilram	04298-223590 04298-290590	9384808240	<a href="mailto:rtotn52z@nic.in">rtotn52z@nic.in</a>
	RTO Enforcement - Salem	M.Ramalingam	0427-2448234	9384808218	

Office Code	Office	Name	Office Phone No.	Cug No.	Mail-id
<b>Erode – Zone</b>					
	DTC, Erode	K.Selvakumar	0424-2402511	9384808248	<a href="mailto:dccerd@nic.in">dtdcerd@nic.in</a>
TN28	RTO Namakkal (North)	R.Sakthivel (i/c)	04286-280895	9384808251	<a href="mailto:rtotn28@nic.in">rtotn28@nic.in</a>
TN28Z	UO Rasipuram	D.Nithya(MVI Gr.I)	04287-290100	9384808253	<a href="mailto:rtotn28z@nic.in">rtotn28z@nic.in</a>
TN33	RTO Erode (East)	M.Paduvainathan (i/c)	0424-2402611	9384808265	<a href="mailto:rtotn33@nic.in">rtotn33@nic.in</a>
TN34	RTO Tiruchengode	G.Mohanapriya	04288-282322	9384808259	<a href="mailto:rtotn34@nic.in">rtotn34@nic.in</a>
TN34MA	RTO Kumarapalayam @ Pallipalayam	M.Madhavan	_____	9384808245	<a href="mailto:rtotpm.nmk@tn.gov.in">rtotpm.nmk@tn.gov.in</a>
TN36	RTO Gobichettipalayam	G.Mohanapriya (i/c)	04285-246265	9384808270	<a href="mailto:rtotn36@nic.in">rtotn36@nic.in</a>
TN36W	UO Bhavani	D.Kannan (MVI Gr.I) (i/c)	04256-231447	9384808273	<a href="mailto:rtotn36w@nic.in">rtotn36w@nic.in</a>
TN36Z	UO Sathiyamangalam	D.Kannan (MVI Gr.I)	04295-290931	9384808274	<a href="mailto:rtotn36z@nic.in">rtotn36z@nic.in</a>
TN56	RTO Perundurai	M.Madhavan	04294-222779	9384808262	<a href="mailto:rtotn56@nic.in">rtotn56@nic.in</a>
TN86	RTO Erode (West)	M.Paduvainathan	0424-2533099 0424-2533043	9384808267	<a href="mailto:rtotn86@nic.in">rtotn86@nic.in</a>
TN88	RTO Namakkal(South)	E.S.Murugan	04286-275488	9384808255	<a href="mailto:rtotn88@nic.in">rtotn88@nic.in</a>
TN88Z	UO Paramathivelur	Uma Maheshwari (MVI Gr.I) (i/c)	04286-251199	9384808258	<a href="mailto:rtotn88z@nic.in">rtotn88z@nic.in</a>
	RTO Enforcement –Erode	S.Saravanan	0422-2252711	9384808249	
<b>Coimbatore – Zone</b>					
	JTC, Coimbatore	N.Azhagarasu	0422-2244441	9384808444	<a href="mailto:jtcbe@nic.in">jtcbe@nic.in</a>
TN37	RTO Coimbatore- South	Poongothai PA to RTO (i/c)	0422-2562288	9384808291	<a href="mailto:rtotn37@nic.in">rtotn37@nic.in</a>
TN37Z	UO Suler	C.Shanmuga Sundaram (MVI Gr.I)	_____	9384808296	<a href="mailto:rtotn37z@nic.in">rtotn37z@nic.in</a>
TN38	RTO Coimbatore- North	A.S.Viswanathan	0422-2646677	9384808285	<a href="mailto:rtotn38@nic.in">rtotn38@nic.in</a>
TN39	RTO Tiruppur North	G.Venkidusamy (i/c)	0421-2473545	9384808305	<a href="mailto:rtotn39@nic.in">rtotn39@nic.in</a>
TN39Z	UO Avinashi	K.Baskar	04296-272252	9384808308	<a href="mailto:rtotn39z@nic.in">rtotn39z@nic.in</a>
TN40	RTO Mettupalayam	K.Sathyakumar	04254-226330	9384808314	<a href="mailto:rtotn40@nic.in">rtotn40@nic.in</a>
TN41	RTO Pollachi	A.E.Gokulakrishnan (i/c)	04259-225159	9384808316	<a href="mailto:rtotn41@nic.in">rtotn41@nic.in</a>
TN41W	UO Valparai	Arun Sivakumar (MVI Gr.II) (i/c)	04253-222888	_____	<a href="mailto:rtotn41w@nic.in">rtotn41w@nic.in</a>
TN42	RTO Tiruppur South	G.Venkidusamy	0421-2215151	9384808309	<a href="mailto:rtotn42@nic.in">rtotn42@nic.in</a>
TN42Y	UO Kangayam	P.Eswaran (MVI Gr.I)	04257-230487	9384808313	<a href="mailto:rtotn42y@nic.in">rtotn42y@nic.in</a>
TN43	RTO Ooty	K Ravi PA to RTO (i/c)	0423-2443950	9384808324	<a href="mailto:rtotn43@nic.in">rtotn43@nic.in</a>
TN43Z	UO Gudalur	N. Kumar (MVI Gr.I)	04260-263800	9384808326	<a href="mailto:rtotn43z@nic.in">rtotn43z@nic.in</a>
TN66	RTO Coimbatore - Central	A.S.Viswanathan (i/c)	0422-2248449	9384808298	<a href="mailto:rtotn66@nic.in">rtotn66@nic.in</a>
TN78	RTO Dharapuram	P.N.Palaniappan	04258-224445	9384808320	<a href="mailto:rtotn78@nic.in">rtotn78@nic.in</a>
TN78MA	RTO Udumalpet	K.Baskar	04252-226633	9384808323	<a href="mailto:rtotn78z@nic.in">rtotn78z@nic.in</a>
TN99	RTO Coimbatore - West	R.Pradeepa	0422-2609999	9384808589	<a href="mailto:rtotn99@nic.in">rtotn99@nic.in</a>
	RTO Enforcement- Coimbatore	R.Elamurugan	0422-2244441	9384808275	
<b>Tiruchirapalli Zone</b>					
	DTC, Tiruchirapalli	K.P.Jayakumar (FAC)	0431-2403555	9384808327	<a href="mailto:dtdctry@nic.in">dtdctry@nic.in</a>
TN45	RTO Tiruchirapalli (West)	T.Natarajan	-	9384808534	<a href="mailto:rtotn45@nic.in">rtotn45@nic.in</a>
TN45Z	UO Manapparai	S. Gundumani (MVI Gr.I)(i/c)	-	9384808337	<a href="mailto:rtotn45z@nic.in">rtotn45z@nic.in</a>

Office Code	Office	Name	Office Phone No.	Cug No.	Mail-id
TN46	RTO Perambalur	N.Saravanabhavan	-	9384808527	<a href="mailto:rtotn46@nic.in">rtotn46@nic.in</a>
TN47	RTO Karur	P.Dharmanandhan	04324-255099	9384808352	<a href="mailto:rtotn47@nic.in">rtotn47@nic.in</a>
TN47X	UO Manmangalam	T.Ravichandran (MVI Gr.I)	04324-288477	9384808357	<a href="mailto:rtotn47x@nic.in">rtotn47x@nic.in</a>
TN47Y	UO Aravankurichi	S. Gundumani (MVI Gr.I)	04320-230456	9384808359	<a href="mailto:rtotn47y@nic.in">rtotn47y@nic.in</a>
TN47Z	UO Kulithalai	A.Meenakshi (MVI Gr.I)	04323-245588	9384808360	<a href="mailto:rtotn47z@nic.in">rtotn47z@nic.in</a>
TN48	RTO Srirangam	P.Suresh Babu	0431-2231993	9384808340	<a href="mailto:rtotn48@nic.in">rtotn48@nic.in</a>
TN48X	UO Lalgudi	A.Mohamed Meeran (MVI G r.I)	0431-2544779	9384808344	<a href="mailto:rtotn48x@nic.in">rtotn48x@nic.in</a>
TN48Y	UO Musiri	A.Mohamed Meeran (MVI G r.I)(i/c)	04326-262636	9384808347	<a href="mailto:rtotn48y@nic.in">rtotn48y@nic.in</a>
TN48Z	UO Thuraiyur	Senthilkumar (MVI Gr.I)(i/c)	04327-239166	-----	<a href="mailto:rtotn48z@nic.in">rtotn48z@nic.in</a>
TN61	RTO Ariyalur	D.Arivazhagan	04329-250112	9384808348	<a href="mailto:rtotn61@nic.in">rtotn61@nic.in</a>
TN81	RTO Tiruchirapalli (East)	T.Natarajan (i/c)	0431-2970188	9384808582	<a href="mailto:rtotn81@nic.in">rtotn81@nic.in</a>
TN81Z	UO Tiruverumbur	Senthilkumar (MVI Gr.I)	0431-2960126	9384808339	<a href="mailto:rtotn81z@nic.in">rtotn81z@nic.in</a>
	RTO Enforcement- TIRUCHIRAPALLI	K.Subramanian	0431-2420712	9384808328	
	RTO Enforcement at JTC (E) Srirangam	R.Venkatesan	0431-2403385	9384808593	
<b>Thanjavur Zone</b>					
	DTC, Thanjavur	K.P.Jayakumar	04362-232299	9384808361	<a href="mailto:dtctnj@nic.in">dtctnj@nic.in</a>
TN49	RTO Thanjavur	D.Jayasankar	04362-264999	9384808364	<a href="mailto:rtotn49@nic.in">rtotn49@nic.in</a>
TN49Y	UO Pattukottai	S.Saravanan	04373-235944	9384808366	<a href="mailto:rtotn49y@nic.in">rtotn49y@nic.in</a>
TN50	RTO Thiruvarur	R.Kathirvelu (i/c)	04366-221261	9384808379	<a href="mailto:rtotn50@nic.in">rtotn50@nic.in</a>
TN50Y	UO Thiruturaipoondi	G.Ashok Kumar	04369-221200	-----	<a href="mailto:rtotn50y@nic.in">rtotn50y@nic.in</a>
TN50Z	UO Mannarkudi	G.Ashok Kumar (i/c)	04367-227127	9384808382	<a href="mailto:rtotn50z@nic.in">rtotn50z@nic.in</a>
TN51	RTO Nagapattinam	P.Muruganatham	04365-253088	9384808371	<a href="mailto:rtotn51@nic.in">rtotn51@nic.in</a>
TN55	RTO Pudukottai	P. Natarajan PA to RTO (i/c)	04322-221618	9384808384	<a href="mailto:rtotn55@nic.in">rtotn55@nic.in</a>
TN55Y	UO Illupur	A.Sivakumar	04339-272600	9384808388	<a href="mailto:rtotn55y@nic.in">rtotn55y@nic.in</a>
TN55Z	UO Aranthangi	Sasikumar G(MVI Gr.I)	04371-224566	9384808386	<a href="mailto:rtotn55z@nic.in">rtotn55z@nic.in</a>
TN55X	UO Alangudi	M.Nallathambi(MVI Gr.I)	04322-251300	9384808536	<a href="mailto:rtopdk.transdpt@tn.gov.in">rtopdk.transdpt@tn.gov.in</a>
TN68	RTO Kumbakonam	D.Jayasankar (i/c)	0435-2416417	9384808367	<a href="mailto:rtotn68@nic.in">rtotn68@nic.in</a>
TN82	RTO Mayiladuturai	R.Kathirvelu	04364-299395	9384808373	<a href="mailto:rtotn82@nic.in">rtotn82@nic.in</a>
TN82Z	UO Sirkali	R.Viswanathan	04364-292255	9384808377	<a href="mailto:rtotn82z@nic.in">rtotn82z@nic.in</a>
	RTO Enforcement - Thanjavur	N.Saravanabhavan	04362-232299	9384808362	
<b>Madurai Zone</b>					
	JTC, Madurai	V.Sathyarayanan	0452-2560847	9384808555	<a href="mailto:jtcmdu@nic.in">jtcmdu@nic.in</a>
TN57	RTO Dindigul	S.Kannan	0451-2960223	9384808425	<a href="mailto:rtotn57@nic.in">rtotn57@nic.in</a>
TN57V	UO Veda sandur	T.Shanmugaanand(MVI Gr.I)	04551-290428	9384808428	<a href="mailto:rtotn57v@nic.in">rtotn57v@nic.in</a>
TN57W	UO Bathalagundu	Jasmine Mercy Kamala	04543-290108	9384808429	<a href="mailto:rtotn57w@nic.in">rtotn57w@nic.in</a>
TN57S	UO Natham	Karuppasamy (MVI Gr.I)	04544-244543	9384808547	<a href="mailto:rtotn57@nic.in">rtotn57@nic.in</a>
TN58	RTO Madurai South	N.Karthikeyan	0452-2381560	9384808399	<a href="mailto:rtotn58@nic.in">rtotn58@nic.in</a>
TN58Y	UO Usilampatti	A.S.Suganthi	04552-251490	9384808417	<a href="mailto:rtotn58y@nic.in">rtotn58y@nic.in</a>
TN58Z	UO Tirumangalam	R.S.Sampath Kumar (MVI Gr.I)	04549-290083	9384808414	<a href="mailto:rtotn58z@nic.in">rtotn58z@nic.in</a>

Office Code	Office	Name	Office Phone No.	Cug No.	Mail-id
TN59	RTO Madurai North	R.Chitra	0452-2569181	9384808393	<a href="mailto:rtotn59@nic.in">rtotn59@nic.in</a>
TN59V	UO Vadipatti	P.Anitha (MVI Gr.I) (i/c)	0454-3255454	9384808396	<a href="mailto:rtotn59v@nic.in">rtotn59v@nic.in</a>
TN59Z	UO Melur	N. Saravanakumar(MVI Gr.I)	0452-2418100	9384808398	<a href="mailto:rtotn59w@nic.in">rtotn59w@nic.in</a>
TN60	RTO Theni	P.Manickam	04546-261565	9384808436	<a href="mailto:rtotn60@nic.in">rtotn60@nic.in</a>
TN60Z	UO Uthamapalayam	Sundaraman (MVI Gr.II) (i/c)	04554-267998	9384808440	<a href="mailto:rtotn60z@nic.in">rtotn60z@nic.in</a>
TN64	RTO Madurai Central	S.Balamurugan	0452-2567835	9384808419	<a href="mailto:rtotn64@nic.in">rtotn64@nic.in</a>
TN94	RTO Palani	V.Sridharan	04545-290395	9384808431	<a href="mailto:rtotn57z@nic.in">rtotn57z@nic.in</a>
TN94Z	UO Oddanchatiram	T.Anitha (MVI Gr.I) (i/c)	04553-291700	9384808435	<a href="mailto:rtotn57r@nic.in">rtotn57r@nic.in</a>
	RTO Enforcement- Madurai	K.Bhamapriya	0452-2530847	9384808389	
<b>Virudhunagar Zone</b>					
	DTC, Virudhunagar	V.Sathyarayanan(i/c)	04562-293262	9384808441	<a href="mailto:dtcvrd@nic.in">dtcvrd@nic.in</a>
TN63	RTO Sivagangai	K.Karuppannan	04575-240339	9384808449	<a href="mailto:rtotn63@nic.in">rtotn63@nic.in</a>
TN63Z	UO Karaikudi	K.Vijayakumar(MVI Gr.I)	04565-227879	9384808452	<a href="mailto:rtotn63z@nic.in">rtotn63z@nic.in</a>
TN65	RTO Ramnad	K.Anand	04567-230722	9384808443	<a href="mailto:rtotn65@nic.in">rtotn65@nic.in</a>
TN65Z	UO Paramakudi	V. PadmaPriya(MVI Gr.I)	04564-225345	9384808447	<a href="mailto:rtotn65z@nic.in">rtotn65z@nic.in</a>
TN67	RTO Virudhunagar	R.Manickam	04562-252089	9384808453	<a href="mailto:rtotn67@nic.in">rtotn67@nic.in</a>
TN67W	Uo Aruppukottai	B.Kannan (MVI Gr.I)	04566-296800	9384808457	<a href="mailto:rtotn67w@nic.in">rtotn67w@nic.in</a>
TN84	RTO Srivilliputhur	M.Chandrasekaran	04563-299663	9384808461	<a href="mailto:rtotn84@nic.in">rtotn84@nic.in</a>
TN84U	UO, Rajapalayam	P. Shenbagavalli,(MVI Gr.I)(I/c)	04563-225564		
TN95	RTO Sivakasi	P.Velumani	04562-230023	9384808458	<a href="mailto:rtotn95@nic.in">rtotn95@nic.in</a>
	RTO Enforcement Virudhunagar	R.Senthilvelan	04562-252262	9384808535	
<b>Tirunelveli Zone</b>					
	DTC, Tirunelveli	N.Ravichandran(i/c)	0462-2552548 0462-2552090	9384808463	<a href="mailto:dtctnv@nic.in">dtctnv@nic.in</a>
TN69	RTO Thoothukudi	A.K.Murugan	0461-2341020	9384808475	<a href="mailto:rtotn69@nic.in">rtotn69@nic.in</a>
TN72	RTO Tirunelveli	N.R.Saravanan	0462-2552555	9384808466	<a href="mailto:rtotn72@nic.in">rtotn72@nic.in</a>
TN72V	Uo Valliyur	P.Perumal	04637-223352	9384808469	<a href="mailto:rtotn72v@nic.in">rtotn72v@nic.in</a>
TN72U	UO Ambasamuduram	S. Raja Sekar, (MVI Gr.I)	04634-252148 04634-253148	9384808472	<a href="mailto:rtotn76v@nic.in">rtotn76v@nic.in</a>
TN74	RTO Nagercoil	R.Sakthivel	04652-285185	9384808494	<a href="mailto:rtotn74@nic.in">rtotn74@nic.in</a>
TN75	RTO Marthandam	K.K.Suresh Babu (i/c)	04651-293376	9384808497	<a href="mailto:rtotn75@nic.in">rtotn75@nic.in</a>
TN76	RTO Thenkasi	G.Selvi (i/c)	04633-280139	9384808530	<a href="mailto:rtotn76@nic.in">rtotn76@nic.in</a>
TN76Y	UO Alangulam	Kanagavalli ,(MVI Gr.I)(I/c)	-	-	-
TN79	RTO Sankaran Koil	G.Selvi	04636-226600	9384808473	<a href="mailto:rtotn79@nic.in">rtotn79@nic.in</a>
TN92	RTO Tiruchendur	A.K.Murugan (i/c)	04639-242100	9384808491	<a href="mailto:rtotn69y@nic.in">rtotn69y@nic.in</a>
TN96	RTO Kovilpatti	R.Girija	04632-223455	9384808479	<a href="mailto:rtotn69z@nic.in">rtotn69z@nic.in</a>
<b>1</b>	JTC (E), Chennai	K.Chandrasekar	044-22201064	9384808607	<a href="mailto:jtcenfche@nic.in">jtcenfche@nic.in</a>
<b>2</b>	JTC (E), Srirangam	N.Ravichandran	0431-2403385	9384808606	<a href="mailto:jtcenfsm@nic.in">jtcenfsm@nic.in</a>

Source: T sec

**Check Post Address and Phone Number**

Sl. No.	RTO office	Name of the Check Post	Phone Number	Mobile Number	Mail id
<b>Chennai North Zone</b>					
1	Redhills	Pethikuppam Check Post ( Incoming)	04119 - 223315	9384808501	mvint18pkm.transdpt@tn.gov.in
2		Pethikuppam Check Post(Outgoing)			
3	Poonamalle	Poonamallee Check Post	044 - 26493882	9384808502	mvint12pne.transdpt@tn.gov.in
4	Tiruvallur	Tiruthani Check Post	04118-268305	9384808503	mvint20tti.transdpt@tn.gov.in
5		Palavakkam Check Post	-	9384808504	mvint20pvm.transdpt@tn.gov.in
<b>Villupuram Zone</b>					
6	Tindivanam	Tiruchittrambalam Check post	0413 - 2912020	9384808506	mvint16ttm.transdpt@tn.gov.in
<b>Vellore Zone</b>					
7	Vellore	Katpadi Check Post	0416 - 2295549	9384808507	mvint23kpi.transdpt@tn.gov.in
8		Serkadu Check Post	0416 - 2255274	9384808508	mvint23sku.transdpt@tn.gov.in
9	Hosur	Hosur (Incoming) Check Post	-	9384808509	mvint70hsi.transdpt@tn.gov.in
10		Hosur(Out going) Check Post	-	9384808510	mvint70hso.transdpt@tn.gov.in
11		Bagalur Check Post	-	9384808511	mvint70bgr.transdpt@tn.gov.in
12	Krishnagiri	Kalikoil Check Post	-	9384808512	mvint24kkl.transdpt@tn.gov.in
<b>Madurai Zone</b>					
13	Theni	P.C.Patti Check Post	04546 - 265303	9384808513	mvint60pci.transdpt@tn.gov.in
<b>Coimbatore Zone</b>					
14	Coimbatore West	K.G.Chavadi (Incoming) Check Post	0422 - 2978599	9384808514	mvint99kgi.transdpt@tn.gov.in
15		K.G. Chavadi (Out-going) Check Post	0422 - 2622505	9384808515	mvint99kgo.transdpt@tn.gov.in
16	Pollachi	Valanthayamaram Check Post	04253-255200	9384808516	mvint41vlm.transdpt@tn.gov.in
17		Gopalapuram Check Post	04259 - 210060	9384808517	mvint41gpm.transdpt@tn.gov.in
18	Ooty	Gudalur Check Post	04262 - 263700	9384808519	mvint43gdr.transdpt@tn.gov.in
19		Thalaikundha Check Post		9384808520	mvint43ndi.transdpt@tn.gov.in
<b>Erode Zone</b>					
20	Gobi chettipalayam	Bannari Check Post	-	9384808521	mvint36bni.transdpt@tn.gov.in
<b>Tirunelveli Zone</b>					
21	Tenkasi	Puliyarai Check Post	04633 - 285246	9384808522	mvint76pli.transdpt@tn.gov.in
			04633 - 285245		
22	Marthandam	Kaliakavilai Check Post	04651 - 244620	9384808523	mvint75kki.transdpt@tn.gov.in

# **INFRASTRUCTURE**

## 7. ADMINISTRATIVE STRUCTURE

### INFRASTRUCTURE

- In Transport Department, there are 12 Zonal Offices, 91 Regional Transport Offices, 56 Unit Offices and 22 Checkposts functioning in the State.
- As of now 12 Zonal Office's, 70 Regional Transport Offices, 35 unit Offices and 16 checkposts are functioning in own building.

### Status of Building

Sl. No.	Name of the Office	No. of Offices	Building		
			Own	Rent	UC
1	Zonal Office	12	12	-	-
2.	Enforcement	2	2	-	-
3.	RTO	91	70	21	*1
4.	Unit Office	56	35	21	*1
5.	Checkpost	22	16	6	-
6.	STA,Guindy	1	1	-	-
	<b>Total</b>	<b>184</b>	<b>136</b>	<b>48</b>	<b>*2</b>

Under Construction - RTO, Nagercoil, UO, Avinashi (\* included in rent)

### Status of Testing Track

Sl. No.	Name of the Office	No. of Offices	Testing Track		
			Available	Not Available	UC
1.	RTO	91	48	42	1
2.	Unit Office	56	17	39	-

## ANNOUNCEMENTS

### Abstract - Year wise Status of Announcements

Year	No.of Announcements	Implemented	Deferred	Pending	Remarks
2014-15	7	6	1	-	
2015-16	7	7	-	-	
2016-17	6	6	-	-	
2017-18	9	9	-	-	
2018-19	14	12	1	1	Construction for Omalur, Kumarapalayam and Sholinganallur is pending)
2019-20	7	7	-	0	
2020-21	12	9	1	2	(Construction of building for Manmangalam and Aravakurichi is pending)
2021-22	6	6	-	-	GO issued. Tender is in process.
2022-23	5	2	3	-	
2023-24	8	5	1	2	1. ATS- orders awaited from the Govt. 2.Badge-Court case pending
2024-25	5	0		5	Proposal sent to Govt.

## 8. Announcement for the year 2012-2013

Sl. No.	Details of Proposals	Recurring expenditure	Non recurring expenditure	Total expenditure
		(Rs. in lakhs)		
1	Electronic Testing Track	750.00	-	750.00
2	Handheld Device	430.00	-	430.00
3	Breath Analyser	50.00	-	50.00
4	Speed Rador Guns	112.00	-	112.00
5	Pollution Control Masks	15.00	-	15.00
6	Automatic Traffic Signals	250.00	-	250.00
7	C.C.T.V Cameras	137.00	-	137.00
8	Recovery vans	480.00	-	480.00
9	Rubberised speed breakers	100.00	-	100.00

Sl. No.	Details of Proposals	Recurring expenditure	Non recurring expenditure	Total expenditure
10	<b>I) Upgradation of Unit Office as Regional Transport Office.</b>			
i)	Poonamalle (G.O.Ms. No.851, Home (Tr.VII) Dept., Dated 01.11.2012)	36.14	9.57	45.71
ii)	Ulundurpet (G.O.Ms. No.851, Home (Tr.VII) Dept., Dated 01.11.2012)	52.13	9.57	61.7
iii)	Sankarankoil (G.O.Ms. No.851, Home (Tr.VII) Dept., Dated 01.11.2012)	40.48	9.57	50.05
	<b>II) Bifurcation of Unit Office as Regional Transport Office.</b>			
i)	Tiruchirapalli (East) (G.O.Ms. No.852, Home (Tr.VII) Dept., Dated 01.11.2012)	34.02	9.57	43.59
ii)	Namakkal (South) (G.O.Ms. No.852, Home (Tr.VII) Dept., Dated 01.11.2012)	40.43	9.57	50.00
11	<b>Creation of New Unit Offices</b>			
	1. Sulur (G.O.Ms. No. 542 (Tr.7)Dept, Dt 17.07.12)	22.17	6.00	28.17
	2.Tirupattur (G.O.Ms. No. 541 (Tr.7)Dept, Dt 17.07.12)	22.17	6.00	28.17
	3. Musiri (G.O.Ms. No. 543 (Tr.7)Dept, Dt 17.07.12)	22.17	6.00	28.17
	4. Aruppukottai (G.O.Ms. No. 544 (Tr.7)Dept, Dt 17.07.12)	22.17	6.00	28.17
	5. Sirkali (G.O.Ms. No. 545 (Tr.7)Dept, Dt 17.07.12)	22.17	6.00	28.17
12	<b>Building &amp; Testing Track</b>			
	1. Srirangam (Building only)	177.00		177.00
	2. Gobichettipalayam	182.00		182.00
13	<b>New Building (Unit Office)</b>			
	1. Ambasamudiram	81.52		81.52
	2. Udumalpet	78.42		78.42

14	<b>Purchase of new vehicles for the use of</b>			
	52 Unit Offices (G.O.Ms.No.534, Home (Tr.7)Dept 13.7.2012 )	286.00	75.25	361.25
15	TNSWAN . No.850, Home(Tr.VII), Dept, Dt. 01.11.12 )	540.00		540.00
16	Purchase of Public sitting Chairs (PVC) (G.O.Ms.No.533, Home (Tr.7)Dept 13.7.2012 )	16.97		16.97
17	EARC Centres	100.00		100.00
18	Computer peripherals for all Checkposts (G.O.Ms.No.435, Home (Tr.7)Dept 8.6.2012)	62.89		62.89

## **9. ANNOUNCEMENT FOR THE YEAR 2013-2014**

Sl. No.	Details of Proposals	Recurring expenditure	Non recurring expenditure	Total expenditure
		<b>(Rs. in lakhs)</b>		
1.	<b>I) Creation of New Joint Transport Commissioner (Enforcement) office</b>			
i)	Srirangam (G.O.Ms.No.1025, Home (Tr.VII) Dept., dated 27.11.2013.)	62.77	4.00	66.77
ii)	Chennai (G.O.Ms.No.1025, Home (Tr.VII) Dept., dated 27.11.2013.)	64.58	4.00	68.58
	<b>II) Upgradation of Deputy Transport Commissioner Office as Joint Transport Commissioner Office</b>			
i)	Coimbatore(G.O.Ms.No.1021, Home (Tr.VII) Dept., dated 27.11.2013.)	5.62		5.62
ii)	Madurai (G.O.Ms.No.1025, Home (Tr.VII) Dept., dated 27.11.2013.)	5.62		5.62
	<b>iii) Creation of New Deputy Transport Commissioner office</b>			
i)	Vellore (G.O.Ms.No.933, Home (Tr.VII) Dept., dated 29.10.2013.)	53.64	4.18	57.82
	<b>iv) Upgradation of Unit Office as Regional Transport Office</b>			
i)	Sholinganallur (G.O.Ms.No.934, Home (Tr.VII) Dept., dated 29.10.2013.)	57.18	2.37	59.55
ii)	Ambattur (G.O.Ms.No.934, Home (Tr.VII) Dept., dated 29.10.2013.)	57.18	2.37	59.55
iii)	Vaniyambadi (G.O.Ms.No.934, Home (Tr.VII) Dept., dated 29.10.2013.)	51.97	2.37	434
iv)	Mayiladuthurai (G.O.Ms.No.934, Home (Tr.VII) Dept., dated 29.10.2013.)	44.08	2.37	46.45
v)	Srivilliputhur (G.O.Ms.No.934, Home (Tr.VII) Dept., dated 29.10.2013.)	55.30	2.37	57.67
	<b>v) Bifurcation of Regional Transport Office</b>			
i)	Kundrathur (G.O.Ms.No.1026, Home (Tr.VII) Dept., dated 27.11.2013.)	61.08	10.07	71.15
ii)	Erode (West) (G.O.Ms.No.1027, Home (Tr.VII) Dept., dated 27.11.2013.)	56.89	10.07	66.96
iii)	Salem (South) (G.O.Ms.No.1028, Home (Tr.VII) Dept., dated 27.11.2013.)	46.00	10.07	56.07

iv)	Coimbatore (West) (G.O.Ms.No.1029, Home (Tr.VII) Dept., dated 27.11.2013.)	36.57	10.07	46.64
	<b>vi ) Creation of New Unit Offices</b>			
	New Unit Offices created at Gumidipoondi, Panruti, Gingee, Ambur, Illupur, Thiruthuraipoondi, Lalgudi, Aravakkurichi and Valparai (G.O.Ms.No.1020, Home (Tr.VII) Dept., dated 27.11.2013.)	229.76	53.69	283.45
<b>2.</b>	<b>Construction of Own Building</b>			
	Joint Transport Commissioner, Chennai (North) & Chennai (South) (G.O.Ms.No.1108, Home (Tr.VII) Dept., dated 06.12.2013.)	--	365.60	365.60
<b>3.</b>	<b>Building &amp; Testing Track</b>			
	1. Tindivanam	387.30		387.30
	2. Hosur (Building only)	232.00		232.00
	3. Dharapuram (Building only) (G.O.Ms.No.1013, Home (Tr.VII) Dept., dated 26.11.2013.)	183.00		183.00
<b>4.</b>	<b>Building &amp; Testing Track(Unit Office)</b>			
	1. Bhavani	126.32		126.32
	2. Thuraiyur (Building only) (G.O.Ms.No.1022, Home (Tr.VII) Dept., dated 27.11.2013.)	94.45		94.45
<b>5.</b>	<b>Building (Check Post)</b>			
	Gopalapuram (G.O.Ms.No.687, Home (Tr.VII) Dept., dated 13.09.2013.)	10.56		10.56
<b>6.</b>	<b>Purchase of 5 Jeeps</b>			
	Unit Offices Sular, Thirupathur, Musiri, Aruppukottai and Sirkazhi (G.O.Ms.No.1051, Home (Tr.VII) Dept., dated 29.11.2013.)	--	28.51	28.51
7.	14 Driving Testing Tracks will be computerized G.O.(3D) NO.1, Home (Tr.VII) Dept., Dated:03.01.2014.	1000.00		1000.00
8.	Purchase of server, UPS and Copier Machine to the Unit Offices in Siriperumpudur, Kallakuruchi, Vedasandur and Palacode (G.O.Ms.No.1124, Home (Tr.VII) Dept., dated 09.12.2013.)		18.04	18.04
9.	Purchase of servers to Checkposts Gopalapuram, Ambarampalayam, Lowercamp and Bannari(G.O.Ms.No.1125, Home (Tr.VII) Dept., dated 09.12.2013.)		11.36	11.36
10.	Installation of Solar powered Unit in all Zonal Offices(G.O.Ms.No.769, Home (Tr.V) Dept., dated 18.12.2013.)	88.00		88.00
11.	Purchase of Servers and Laser jet printers for the phase -I (17 RTOs)(G.O.Ms.No.1, Home (Tr.VII) Dept., dated 2.1.2014)		54.06	

## **10. ANNOUNCEMENT FOR THE YEAR 2014-15 to 2024-25**

### **Announcement made in the floor of Assembly by Hon'ble Minister for Transport for the year 2014-15**

<b>Sl.No.</b>	<b>Details of Announcement</b>	<b>Government order sanctioned</b>
1.	Replacement of Old computers in Regional Transport Offices and Unit Offices	G.O.Ms.No.970, Home (Tr.VII) Dept., dated 18/12/2014
2.	Creation of new Check Posts at Kuruvinakam palli and Uthukotai	G.O.Not issued
3.	Replacement of old printers in Regional Transport Offices and Unit Offices	G.O.Ms.No.950, Home (Tr.VII) Dept., dated 17/12/2014
4.	Purchase of UPS to one Zonal office and various Regional Transport Offices in Transport Department	G.O.Ms.No.949, Home (Tr.VII) Dept., dated 17/12/2014
5.	Purchase of 10 Jeeps for Regional Transport Office, Chennai(North-East) and Unit Offices at Gummidipoondi , Panruti, Gingee, Ambur, Illuppur, Thiruthuraipoondi, Lalgudi, Aravakurichi and Valparai	G.O.Ms.No.955, Home (Tr.VII) Dept., dated 17/12/2014
6.	Purchase of UPS to various Unit Offices in Transport Department	G.O.Ms.No.933, Home (Tr.VII) Dept., dated 17/12/2014
7.	Supply of Bar Code Scanners for 79 Regional Transport Offices and 58 Unit Offices	G.O.Ms.No.948, Home (Tr.VII) Dept., dated 17/12/2014

### **Announcement made in the floor of Assembly by Hon'ble Minister for Transport for the year 2015-16**

<b>Sl.No.</b>	<b>Details of Announcement</b>	<b>Government order sanctioned</b>
1.	Purchase of Heavy Duty Document Scanner for 81 Regional Transport Offices	G.O.ms.No.911, Home (Tr.VII) dated 15.12.2015
2.	Provision of 16 Copier with Scanner Machines for the office of the Transport Commissioner and Zonal offices	G.O.Ms.No.912, Home (Tr.VII) dated 15.12.2015
3.	Provision of Protection wall for RTO,Sholinganallur	G.O.Ms.No.177 Home (Tr.VII) dated 15/02/2016
4.	Provision of 10 KVA UPS to RTOs	G.O.Ms.No. 176 Home (Tr.VII) dated 15/02/2016
5.	Construction of own building for RTO,Chennai (North east)(Rs.320 Lakhs)	G.O.Ms.No. 845 Home (Tr.VII) dated 29/11/2016

### **Announcement made in the floor of Assembly by Hon'ble Chief Minister under rule 110 for the year 2015-16**

<b>Sl.No.</b>	<b>Details of Announcement</b>	<b>Government order sanctioned</b>
1.	Upgradation of 5 Unit Offices at Sriperumpudur, Mettur, Palani,Sivakasi and Kovilpatti as RTOs	G.O.Ms.No.126, Home (Tr,VII) dated 8.2.2016
2.	Formation of new Unit Offices at Natham, Alangudi and Thirukazhungkundram	G.O.Ms.No.127, Home (Tr,VII) dated 8.2.2016

## Announcement made in the floor of Assembly by Hon'ble Minister for Transport for the year 2016-17

Sl.No.	Details of Announcement	Government order sanctioned
1.	Supply of 10 Speed Radar Guns to the Enforcement officials of the Transport Department	Funds sanctioned from Road Safety Fund
2.	Purchase of Jeeps one each for the Unit Offices at Alangudi, Thirukazhukundram and Natham	Funds sanctioned from Road Safety Fund
3.	Provision of Multimedia LED projectors for 20 Regional Transport Offices	Funds sanctioned from Road Safety Fund

## Announcement made in the floor of Assembly by Hon'ble Chief Minister under rule 110 for the year 2016-17

Sl.No.	Details of Announcement	Government order sanctioned
1.	Construction of office buildings for Regional Transport Offices at Tiruppur (North) and Poonmallee (Rs.488.93 lakhs)	G.O.Ms.No.130, Home (Tr.VII) Dept., dated 14/2/2017
2.	Construction of office buildings for Unit Offices at Iluppur, Ambur and Musiri (Rs.376.77 lakhs)	G.O.Ms.No.131, Home (Tr.VII) Dept., dated 14/2/2017
3.	Creation of new Check Posts at Palavakkam Tiruvallur district and Kalikoil in Krishnagiri district	G.O.Ms.No.74, Home (Tr.VII) Dept., dated 19/01/2017

## Announcement made in the floor of Assembly by Hon'ble Minister for Transport for the year 2017-18

Sl. No.	Details of Announcement	Government order sanctioned
1.	Construction of own building for the office of the Deputy Transport Commissioner in Vellore (Rs.98.41 lakhs)	G.O.Ms.No(866) Home (Tr.VII) Dept., dated: 21.11.2017
2.	Construction of own building for the Check Post at Serkadu in Vellore District. (Rs.16.70 lakhs)	G.O.Ms.No(786) Home (Tr.VII) Dept., dated: 27.10.2017
3.	Construction of own building and Driving Testing Track for the Regional Transport Office at Sivakasi. (Rs.325.28 lakhs)	G.O.Ms.No.867 Home (Tr.VII) Dept., dated: 26/11/2017
4.	Construction of own building for the Regional Transport Office at Erode(West).(Rs.273.28 lakhs)	G.O.Ms.No(775) Home (Tr.VII) Dept., dated: 24.10.2017
5.	Formation of Testing Track and Construction of protection compound wall at Unit Office, Udumalaipettai in Tiruppur District.	G.O.Ms.No.931 Home (Tr.VII) Dept., dated: 21/12/2017
6.	Construction of protection compound wall at Unit Office, Kulithalai in Karur District	G.O.Ms.No(830) Home (Tr.VII) Dept., dated: 09.11.2017
7.	Construction of own building for Unit Office at Kallakurichi in Villupuram District. (Rs.169.37 lakhs)	G.O.Ms.No(776) Home (Tr.VII) Dept., dated: 24.10.2017
8.	Creation of new Kumarapalayam Unit Office at Pallipalayam in Namakkal District.	G.O.Ms.No(835) Home (Tr.VII) Dept., dated: 09.11.2017
9.	Creation of one post of Additional Transport Commissioner.	G.O.Ms.No(854) Home (Tr.VII) Dept., dated: 16.11.2017

**Announcement made in the floor of Assembly by Hon'ble Minister for  
Transport for the year 2018-19**

<b>Sl.No.</b>	<b>Details of Announcement</b>	<b>Government order sanctioned</b>
1.	Construction of own building for the Regional Transport Offices at Attur, Kovilpatti and Palani (Rs.861.20 lakhs)	G.O.Ms.No.11, Home (Tr.VII) Dept dated 4/1/2019
2.	Construction of own building for the Unit Offices at Omalur, Palacode, Tirupathur, Kumarapalayam, Sulur, Paramakudi, Aruppukottai and Thirumangalam (Rs.1182.03 lakhs)	G.O.Ms.No.12, Home (Tr.VII) Dept dated 4/1/2019 (Construction of building for Omalur and Kumarapalayam is pending)
3.	Construction own building and formation of testing track for the Regional Transport Offices at Srivilliputhur, Marthandam and Sholinganalur (Rs.1500.61 lakhs)	G.O.Ms.No.23, Home (Tr.VII) Dept dated 8/1/2019 (Construction of building for Sholinganalur is pending)
4.	Construction of own building for the Unit Offices at Vedachandur, Tiruverumbur ( Rs.414.57 Lakhs)	G.O.Ms.No.24, Home (Tr.VII) Dept dated 8/1/2019
5.	Upgradation of Unit Office, Arani as Regional Transport Office	G.O.Ms.No.2402, Home (Tr.VII) Dept., dated: 14.12.2018
6.	Construction of protection compound wall and public waiting hall for the Regional Transport Office, Erode (East) and Construction of protection Compound wall for the Regional Transport Office, Tenkasi	G.O.Ms.No.13, Home (Tr.VII) Dept dated 4/1/2019
7.	Installation of Closed Circuit Television Cameras (CCTV Cameras) in all Regional Transport Offices and Unit Offices	G.O.Ms.No.2328, Home (Tr.VII) Dept., dated: 16/11/2018
8.	Purchase of Computers with Printers , Bar Code Reader, and Finger Print Reader for all Regional Transport Office, Unit Office and Checkposts	G.O.Ms.No.2329, Home (Tr.VII) Dept., dated: 26/11/2018
9.	Development of an android app. For the use of the Transport Department	Government has been addressed to drop the proposal as already an application called UMANG has been introduced by the MoRTH for the use of VAHAN and SARATHI by the Public
10.	Formation of Districtwise Road Safety Cell	Implemented
11.	Formation of Road Safety Club in Schools	G.O.Ms.No.2438, Home (Tr.V) Dept dated 31/12/2018
12.	Cashless transaction for collection of fees through web portal for Driving Licence related works in Transprot Offices	Inaugrated by Hon'ble Minister for Transport on 1/10/2018
13.	Issue of Conductor Licence through web portal	Implemented
14.	Issue of LLR, Renewal of DL, Endt., Name and Address change in DL etc., to public within one hour	Issue of Smart card in three zones from 22/1/2019 and subsequently implemented in all offices

**Announcement made in the floor of Assembly by Hon'ble Minister for Transport for the year 2019-2020**

<b>Sl.No.</b>	<b>Details of Announcement</b>	<b>Government Orders Issued</b>
1.	Purchase of Laptops, Printers and data cards to issue Learner's Licence in Villages and Colleges (Rs.63.09 Lakhs)	Funds sanctioned from Road Safety Fund
2.	Purchase of LED Projectors for all Regional Transport Offices and Motor Vehicles Inspector Offices (Rs.77.29 Lakhs)	G.O.Ms.No.58, Home (Transport VII) dated 27/1/2020
3.	Formation of Driving Testing Track in the Regional Transport Office at Poonmallee in Tiruvallur District (Rs.50.00 lakhs)	G.O.Ms.No.516, Home(Transport VII) dated 24/12/2020
4.	Construction of own building for the Regional Transport Offices at Salem (East) and Mettur (Rs.637.26 Lakhs)	GO.Ms.NO.529 (Home Transport - VII) Dated: 09.10.2019
5.	Construction of own building with Driving Testing Track for the Regional Transport Offices at Mettupalayam, Nagercoil and Tiruchirappalli (East) (Rs.1230.00 Lakhs)	GO.Ms.NO.655 (Home Transport - VII) Dated: 18.11.2019
6.	Construction of own building for the Motor Vehicle Inspector offices (Unit Office) at Gingee, Valapadi and Avinashi (Rs.675.40 lakhs)	G.O.Ms.No.499, Home (Transport VII) dated 17/12/2020
7.	Construction of own building with Driving Testing Track for the Motor Vehicle Inspector Offices (Unit Offices) at Cheyyar, Karaikudi, Mannargudi, Vadipatti and Sirkali (Rs.1612.07 lakhs)	G.O.Ms.No.403, Home (Transport VII) dated 17/10/2020

**Announcement made in the floor of Assembly by Hon'ble Minister for Transport for the year 2020-2021**

<b>Sl.No.</b>	<b>Details of Announcement</b>	<b>Government Orders Issued</b>
1.	Construction of own building with Driving Testing Track for the Motor Vehicle Inspector Offices (Unit Offices) at Melur, Pattukottai, Manmangalam and Aravakurichi (Rs.1157.20 lakhs)	G.O.Ms.No.518, Home (TransportVII) dated 24/12/2020 (Construction of building for Manmangalam and Aravakurichi is pending)
2.	Construction of own building with Driving Testing Track for the Regional Transport Office, Namakkal (South) and Kumarapalayam (which will be updated as Regional Transport Office) (Rs.697.67 lakhs)	G.O.Ms.No.517, Home (TransportVII) dated 24/12/2020 (Namakkal (South))
3.	Construction of Own Building for the Office of theTransport Commissioner/ State Transport Authority/ (Rs.3600 Lakhs)	G.O.Ms.No.55, Home (Tr.vII) dated 4.2.2021

4.	Upgradation of the Motor Vehicle Inspector Offices (Unit Offices) at Kallakurichi as Regional Transport Office(Rs.85.33 lakhs)	G.O.Ms.No.541, Home (TransportVII) dated 29/12/2020
5.	Upgradation of the Motor Vehicle Inspector Offices (Unit Offices) at Tiruppathur as Regional Transport Office(Rs.85.33 lakhs)	G.O.Ms.No.540, Home (TransportVII) dated 29/12/2020
6.	Upgradation of the Motor Vehicle Inspector Offices (Unit Offices) at Udumalpet as Regional Transport Office (Rs.85.33 lakhs)	G.O.Ms.No.59 Home (TransportVII) dated 15.02.2021
7.	Upgradation of the Motor Vehicle Inspector Offices (Unit Offices) at Kumarapalayam as Regional Transport Office(Rs.85.33 lakhs)	G.O.Ms.No.78, Home (TR.VII) dated 15/02/2021
8.	Bifurcation of Regional Transport Office, Tambaram as Tambaram (East) and Tambaram (West) (Rs.121.61 lakhs)	Govt.Lr.No.(D) No.1211 Home Tr.VII dated 25/10/2021 has stated that they drop the proposal now.
9.	Creation of new Check Posts at Amaravathi in Coimbatore District(Rs.32.55 lakhs)	Government letter received as not considered
10.	Creation of new Check Posts at Gudiyatham in Vellore District(Rs.32.55 lakhs)	
11.	Purchase of Computers, Printers, UPS and State wide Mirror Server for the office of the State Transport Authority (Rs.56.33 lakhs)	G.O.Ms.No.536, Home (Transport VII) dated 29/12/2020
12.	Provision of Automatic Number Plate Recognition (ANPR) camera in National Highways (Rs.11776.30 lakhs)	G.O.Ms.No.151,Home (Transport V) dated 07/03/2019

### **Announcement made in the floor of Assembly by Hon'ble Minister for Transport for the year 2021-22**

<b>Sl.No.</b>	<b>Details of Announcement</b>	<b>Government Orders Issued</b>
1.	Contactless service for Learner's Licence, renewal of Driving Licence and Change of address on Driving Licence based on aadhar as an identity	G.O.Ms.No.415, Home (TransportVII) dated 30/09/2021
2.	Construction of own building for the Unit Office(without testing track), Tiruthani in Tiruvallur District (Rs.242.28 Lakhs)	G.O.Ms.No.329, Home (Tr.VII)dated 29/06/2022.
3.	Construction of own building for the Regional Transport Office at Madurai (South) (without testing track), in Madurai District ( Rs.378 Lakhs)	G.O.Ms.No.172, Home (Tr.VII)dated 01/04/2022
4.	Construction of own building for Regional Transport Office at Coimbatore (North) in Coimbatore District (Rs.521.79 Lakhs)	G.O.Ms.No.713, Home (Tr.VII)dated 24/12/2024
5.	Purchase of Laptops and data cards to CAO, AO, AD(audit), AD(Statistics), 12 AAOs (Rs.17.92 lakhs)	G.O.Ms.No.468, Home (Tr.VII) dated 03/11/2021
6.	Purchase of computers and printers for all Zonal offices, RTOs, MVI of Unit Offices and Check Posts (Rs.291.90 Lakhs)	G.O.Ms.No.478, Home (Tr.VII) dated 09/11/2021

**Announcement made in the floor of Assembly by Hon'ble Minister for Transport for the year 2022-23**

Sl.No	Details of Announcement	Government Orders Issued
1.	Contactless service for Surrender of class of vehicle from driving licence, Notice of transfer of ownership of Non-Transport Vehicle, Endorsement of hire-purchase agreement.	G.O.Ms.No.237, Home (TransportVII) dated 20/05/2022
2.	Affixing Camera and sensor frontside and backside of School Buses	G.O.Ms.No.728, Home(TrVII) dated 29/09/2022
3.	Creation of new Motor Vehicle Inspector Office(Unit office) at Mudukulathur, Ramanathapuram District	Letter (D) No. 1238. Home (Tr.VII) Department' dated 06/09/2022 (Proposals deferred)
4.	Creation of new Motor Vehicle Inspector Office(Unit office) at Kodaikanal, Dindigul District	
5.	Upgradation of the Motor Vehicle Inspector Office (Unit Office) at Karaikudi as Regional Transport Office, Sivagangai District	

**Announcement made in the floor of Assembly by Hon'ble Minister for Transport for the year 2023-2024**

Sl.No	Details of Announcement	Government Orders Issued
1.	Formation of New Motor Vehicle Inspector office (Unit Office) at Alangulam Taluk, Tenkasi district, by bifurcating Regional Transport Office Tenkasi at an estimated cost of Rs.44 Lakh.	G.O.Ms.No.517, Home (Tr.VII) dated 07.10.2023
2.	Formation of New motor Vehicle Inspector office (Unit Office) at Rajapalayam Taluk, Virudhunagar district, by bifurcating Regional Transport Office Srivilliputhur at an estimated cost of Rs.43 Lakh.	G.O.Ms.No.516, Home (Tr.VII) dated 07.10.2023
3.	Purchase of 145 Nos of LMV – Motor Car (4 Wheelers) to all the Regional Transport Offices and Motor Vehicle Inspector Offices (Unit Offices) for Conducting Driving Test for 145 offices in the interest of the General Public at an estimated cost of Rs.625 Lakh.	G.O.Ms.No.973, Home (Tr.VII) dated 11.8.2023
4.	Establishment of Automated/ Computerized driving testing track in 20 Regional Transport Offices on a trial basis at an estimated cost of Rs.1000 Lakh.	Deferred.However revised proposal sent to Govt.Orders awaited.
5.	Grant of Rs. 5,000 by the state Government from Road Safety Fund for a Good Samaritan, in order to encourage them, who help people injured in road accidents in terms of Road Safety, in addition to this Rs.5000 granted by the Union Government.	G.O.Ms.No.278, Home (Tr.V) dated 12.06.2023
6.	Providing services to citizens without visiting the Regional Transport Office (Contact less) using Aadhaar Card as identity document.	G.O.Ms.No.206, Home (Tr.VII) dated 28.04.2023
7.	Grant of exemption for badge to operate the Light Motor Vehicle (Transport Vehicles).	Revised Proposal sent to Government. Orders are awaited
8.	Establishment of Automated Testing Station under Public Private Partnership mode to issue Fitness Certificate for Transport Vehicles at 18 Regional Transport Offices in Tamilnadu.	G.O.Ms.No.495, Home (Tr.V) Department dated 14.09.2023 to appoint the TNUIFSL as Transaction Advisory to carryout the entire process of establishment of 18 ATS in Tamil Nadu

**Announcement made in the floor of Assembly by Hon'ble Minister for Transport for the year 2024-2025**

<b>Sl.No.</b>	<b>Details of Announcement</b>	<b>Government Orders Issued</b>
1.	For the benefit of the passengers traveling through the Vehicle Aggregator's app, the Vehicle Aggregator Rules will be framed	Orders awaited from Govt.
2.	Bidding of vehicle reserved numbers through online	Orders awaited from Govt.
3.	New Road Safety Policy and Action Plan	G.O not required. To be Met out from Road Safety fund. To be finalized by the TC
4.	Development of a new app. for providing relief to road accident injured persons and legal heirs of deceased persons under Chief Minister's Accident Relief Fund	G.O not required. To be Met out from Road Safety fund. To be finalized by the TC
5.	Purchase of 255 sound level meters with printer facility to detect sound pollution caused by excessively loud air horns.	Pollution Control Board has approved for sanctioning of Rs.76.50 lakhs from the Pollution Abatement Fund of TNPCB. The process of purchase through tender is under process.

**11. Details of Unit Office / Regional Transport Office created, Unit Office upgraded as Regional Transport Office and inaugurated 2006 – 2023  
Creation of new Unit Offices**

<b>Year</b>	<b>Unit offices announced</b>	<b>Govt. order sanctioned</b>	<b>Unit Offices functioning from</b>
2006-07	1. Tambaram	G.O.Ms.No.1062, Home (Tr.VII) dated 2/11/2006	02.07.2007
	2. Poonamallee	G.O.Ms.No.1061, Home (Tr.VII) dated 2/11/2006	19.02.2007
	3. Pattukkottai	G.O.Ms.No.1211, Home (Tr.VII) dated 18/12/2006	14.03.2007
	4. Paramakudi	G.O.Ms.No.70, Home (Tr.VII) dated 12/01/2007	12.03.2007
	5. Manaparai	G.O.Ms.No.71, Home (Tr.VII) dated 12/01/2007	23.03.2007
2007-08	1. Bhavani	G.O.Ms.No.878, Home (Tr.VII) dated 12/06/2007	18.12.2007
	2. Omalur		18.12.2007
	3. Tiruverumbur		16.11.2007
	4. Kulithalai		16.11.2007
	5. Arakkonam		04.12.2007
2008-09	1. Madhuranthagam	G.O.Ms.No.1101, Home (Tr.VII) dated 26/08/2008	19.02.2009
	2. Solinganallur		19.02.2009
	3. Virudhachalam		19.02.2009

Year	Unit offices announced	Govt. order sanctioned	Unit Offices functioning from
	4. Thirumangalam		19.02.2009
	5. Vadipatti		19.02.2009
	6. Thuraiyur		17.12.2008
	7. Aranthangi		19.02.2009
	8. Oddtanchadram		28.12.2008
	9. Paramathi Velur		19.12.2008
2009-10	-		
2010-11	1. Ambasamuthram	G.O.Ms.No.734, Home (Tr.VII) dated 17/08/2010	23.10.2010
	2. Ambattur		14.02.2011
	3. Vazhapadi	G.O.ms.No.1040, Home (Tr.VII) dt. 14.12.2010	06.01.2011
2011-12	1.Palacode	G.O.Ms.No.814, Home (Tr.VII) dated 30/11/2011	19/06/2012
	2.Vedasandur	G.O.Ms.No.813, Home (Tr.VII) dated 30/11/2011	19/06/2012
	3.Kallakurichi	G.O.Ms.No.812, Home (Tr.VII) dated 30/11/2011	19/06/2012
	4.Sriperumpudur	G.O.Ms.No.815, Home (Tr.VII) dated 30/11/2011	19/06/2012
2012-13	1.Tirupathur	G.O.Ms.No.541, Home (Tr.VII) dated 17/07/2012	20/06/2013
	2.Sulur	G.O.Ms.No.542, Home (Tr.VII) dated 17/07/2012	20/06/2013
	3.Sirkali	G.O.Ms.No.545, Home (Tr.VII) dated 17/07/2012	20/06/2013
	4.Musiri	G.O.Ms.No.543, Home (Tr.VII) dated 17/07/2012	20/06/2013
	5.Aruppukottai	G.O.Ms.No.544, Home (Tr.VII) dated 17/07/2012	20/06/2013
2013-14	1.Gummidipoondi	G.O.Ms.No.1020, Home (Tr.VII) Dept., dated 27.11.2013	19.02.2014
	2.Panruti		24/06/2014
	3.Gingee		24/06/2014
	4.Ambur		24/06/2014
	5.Illuppur		19.02.2014
	6.Thiruthuraiipoondi		24/06/2014
	7.Lalgudi		24/06/2014
	8.Aravakurichi		19.02.2014
	9.Valparai		19.02.2014
2014-15	1. Manmangalam	G.O.Ms.No.867, Home (Tr.VII) Dept., dated 27.11.2014	18/06/2015
	2. Usilampatti		18/06/2015

Year	Unit offices announced	Govt. order sanctioned	Unit Offices functioning from
	3. Cheyyar		18/06/2015
	4. Tiruthani		18/06/2015
2015-16	1. Natham	G.O.Ms.No.127, Home (Tr,VII) dated 8.2.2016	04/06/2018
	2. Alangudi		04/06/2018
	3. Thirukazhukundram		04/06/2018
2016-17	NIL		
2017-18	1. Kumarapalayam	G.O.Ms.No.835, Home (Tr.VII) Dept., dated 09.11.2014	28/01/2018
2023-24	1. Rajapalayam	G.O.Ms.No.516, Home (Tr.VII) Dept, Dated 07.10.2023	15/11/2023
	2. Alangulam	G.O.Ms.No.517, Home (Tr.VII) Dept, Dated 07.10.2023	05/03/2024

### Unit Offices upgraded as Regional Transport Offices

Year	Upgradation of RTO announced	Govt. order sanctioned	Upgradation of RTO functioning from
2006-07	1. Tondiarpet	G.O.Ms.No.50, Home (Tr.VII) dated 11/01/2007	21.03.2007
2007-08	1. Sankagiri	G.O.Ms.No.967, Home (Tr.VII) dated 25/06/2007	18.12.2007
	2. Perundurai		07.12.2007
	3. Marthandam		26.10.2007
	4. Triplicane		19.02.2009
2008-09	1. Kumbakonam	G.O.Ms.No.1103, Home (Tr.VII) dated 26/08/2008	19.02.2009
	2. Hosur		18.12.2008
	3. Ranipet		18.12.2008
	4. Chengalpet		19.02.2009
	5. Redhills		19.02.2009
2009-10	-		
2010-11	1. Dharapuram	G.O.Ms.No.760, Home (Tr.VII) dated 27/8/2010	27.02.2011
	2. Attur		06.01.2011
2011-12	1. Tambaram	G.O.Ms.No.830, Home (Tr.VII) dated 9/12/2011	19/06/2012
	2. Tindivanam	G.O.Ms.No.811, Home (Tr.VII) dated 30/11/2011	19/06/2012
2012-13	1. Poonamalle	G.O.Ms.No.851, Home (Tr.VII) dated 1/11/2012	20.6.2013
	2. Ulundurpet		20.6.2013
	3. Sankarankoil		20.6.2013
2013-14	1. Ambattur	G.O.Ms.No.934, Home (Tr.VII) Dept., dated 29.10.2013	19.2.2014
	2. Vaniyambadi		19.2.2014
	3. Sholinganallur		19.2.2014
	4. Mayiladuthurai		19.2.2014
	5. Srivilliputhur		19.2.2014
2014-15	1. Tiruchendur	G.O.Ms.No.865, Home (Tr.VII) Dept., dated 26/11/2014	18/06/2015
	2. Chidambaram		18/06/2015
2015-16	1. Sriperumbudur	G.O.ms.No.126, Home	04.03.2017

<b>Year</b>	<b>Upgradation of RTO announced</b>	<b>Govt. order sanctioned</b>	<b>Upgradation of RTO functioning from</b>
	2.Mettur	(Tr.VII) dated 8/2/2016	07.03.2017
	3.Palani		08.03.2017
	4.Sivakasi		08.03.2017
	5.Kovilpatti		08.03.2017
2016-17	NIL		
2017-18	NIL		
2018-19	1.Arani	G.O.Ms.No.2402, Home (Tr.VII) dated 14/12/2018	21.2.2019
2019-20	NIL		
2020-21	1.Udumalpet	G.O.Ms.No.79, Home (TR.VII) dated 15/02/2021	05/01/2022
	2.Kumarapalayam	G.O.Ms.No.78, Home (TR.VII) dated 15/02/2021	05/01/2022
	3.Kallakurichi	G.O.Ms.No.541, Home (TR.VII) dated 29/12/2020	26/02/2021
	4.Tirupathur	G.O.Ms.No.540, Home (TR.VII) dated 29/12/2020	26/02/2021
2021-22 to 2023-24	NIL		

### **Creation of Regional Transport Office**

<b>Year</b>	<b>Regional Transport Office announced</b>	<b>Govt. order sanctioned</b>	<b>Regional Transport Office functioning from</b>
2006-07	-		
2007-08	1. Salem (East)	G.O.Ms.No.1093, Home (Tr.VII) dated 23/07/2007	18.12.2007
	2.Thiruppur(South)		02.05.2008
2008-09	1. Coimbatore (C)	G.O.Ms.No.1102, Home (Tr.VII) dated 26/08/2008	15.12.2008
	2. Madurai (C)		19.02.2009
	3. Ariyalur		17.12.2008
2009-10 to 2011-12	--		
2012-13	1.Namakkal South	G.O.Ms.No.852, Home (Tr.VII) dated 1/11/2012	20.06.2013
	2.Tiruchirapalli East		20.06.2013
2013-14	1.Kundrathur	G.O.Ms.No.1026, Home (Tr.VII) Dept., dated 27.11.2013	19.02.2014
	2.Erode (West)	G.O.Ms.No.1027, Home (Tr.VII) Dept., dated 27.11.2013	19.02.2014
	3. Salem (South)	G.O.Ms.No.1028, Home (Tr.VII) Dept., dated 27.11.2013	19.02.2014
	4. Coimbatore (West)	G.O.Ms.No.1028, Home (Tr.VII) Dept., dated 27.11.2013	19.02.2014
2014-15 to 2023-24	NIL		

### Creation of Zonal Offices

Year	Zonal Office announced	Govt. order sanctioned	Zonal Office functioning from
2006-07	-		
2007-08	1. Chennai (S)	G.O.Ms.No.1371, Home (Tr.VII) dated 26/8/2008	19.2.2009
	2. DTC, Erode		19.2.2009
	3. DTC, Thanjavur		19.2.2009
	4. DTC, Virudhunagar		15.12.2008
2008-09 to 2012-13	--		
2013-14	<b>Creation of New Joint Transport Commissioner (Enforcement) office</b>		
	Srirangam	(G.O.Ms.No.1025, Home (Tr.VII) Dept., dated 27.11.2013.)	19.02.2014
	Chennai	(G.O.Ms.No.1025, Home (Tr.VII) Dept., dated 27.11.2013.)	19.02.2014
	<b>Upgradation of Deputy Transport Commissioner Office as Joint Transport Commissioner Office</b>		
	Coimbatore	(G.O.Ms.No.1021, Home (Tr.VII) Dept., dated 27.11.2013.)	19.02.2014
	Madurai	(G.O.Ms.No.1025, Home (Tr.VII) Dept., dated 27.11.2013.)	19.02.2014
	<b>Creation of New Deputy Transport Commissioner office</b>		
	Vellore	G.O.Ms.No.933, Home (Tr.VII) Dept., dated 29.10.2013.)	19.02.2014

### Creation of Checkposts

Year	Check Post announced	Govt. order sanctioned	Check Post functioning from
2016-17	Palavakkam and Kalikoil	G.O.Ms.No.74, Home (Tr.VII) Dept., dated 19/01/2017	04/06/2018

## ABSTRACT

### Number of Office Announced, Upgraded and Opened for the Period 2006-2024

Sl.No.	Year	No. of Newly formed Unit Offices	No. of Unit offices upgraded RTO Offices	Newly formed / Bifurgated RTO Offices	Newly Created Zonal Offices	Newly Created Joint Transport Commissioners Offices	Upgraded DTC Office as JTC Offices	Newly create Check Posts	Total
1	2006-07	5	1	-	-	-	-	-	<b>6</b>
2	2007-08	5	4	2	4	-	-	-	<b>15</b>
3	2008-09	9	5	3	-	-	-	-	<b>17</b>
4	2009-10	-	-	-	-	-	-	-	-
5	2010-11	3	2	-	-	-	-	-	<b>5</b>
<b>Total</b>		<b>22</b>	<b>12</b>	<b>5</b>	<b>4</b>	-	-	-	<b>43</b>
6	2011-12	4	2	-	-	-	-	-	<b>6</b>
7	2012-13	5	3	2	-	-	-	-	<b>10</b>
8	2013-14	9	5	4	1	2	2	-	<b>23</b>
9	2014-15	4	2	-	-	-	-	-	<b>6</b>
10	2015-16	3	5				-	-	<b>8</b>
11	2016-17	-	-	-	-	-	-	2	<b>2</b>
12	2017-18	1	-	-	-	-	-	-	<b>1</b>
13	2018-19	-	1	-	-	-	-	-	<b>1</b>
14	2019-20	-	-	-	-	-	-	-	-
15	2020-21	-	4	-	-	-	-	-	<b>4</b>
16	2021-22	-	-	-	-	-	-	-	-
17	2022-23	-	-	-	-	-	-	-	-
18	2023-24	2	-	-	-	-	-	-	<b>2</b>
<b>Total</b>		<b>28</b>	<b>22</b>	<b>6</b>	<b>1</b>	<b>2</b>	<b>2</b>	<b>2</b>	<b>63</b>

## 12. Office Building – Own, Under Construction, Rented

Number of Offices: 183- Zonal Offices: 12, JTC Enforcement: 2, RTO Office: 91, Unit Office: 56, Checkpost: 22

Sl. No.	Zonal Office	Building	RTO Office	Building	Unit Office	Building	Check Post	Building
1	Chennai (North) RTO – 9 U.O. – 2 C.P. – 5	O	1. Chennai (East)	O				
			2. Chennai (Central)	R				
			3. Chennai (North)	R				
			4. Chennai (NorthWest)	O				
			5. Chennai (North East)	O				
			6. Thiruvallur	O	1. Tiruttani	O	1. Tiruthani	O
	7. Redhills		O	2. Gummidipoondi	R	2. Palavakkam	O	
	8. Poonamallee		O			3. Pethikuppam I.C	O	
	9. Ambattur		R			4. Pethikuppam O.G	O	
2	Chennai (South) RTO – 11 U.O. – 2	O	1. Chennai(South)	O				
			2. Chennai (West)	O				
			3.Chennai (SouthWest)	R				
			4. Chennai(South East)	R				
			5. Meenambakkam	R				
			6. Tambaram	R				
			7. Sholinganallur	R				
			8. Kancheepuram	O				
			9. Chengalpet	O	1.Maduranthagam	R		
					2. Thirukazhukundram	R		
			10. Kundrathur	R				
11.Sriperumpudur	R							
3	Villupuram RTO – 8 U.O. – 5 C.P. – 1	O	1. Cuddalore	O	1. Panruti	R		
					2. Neyveli	R		
			2.Chidhambaram	O	3. Virudhachalam	O		
			3. Villupuram	O				
			4. Ulundurpettai	O				
			5. Kallakurichi	O				
			6. Tindivanam	O	4. Gingee	O	1.Thiruchitrambalam	O
7. Thiruvannamalai	O							
8.Arani	O	5. Cheyyar	O					
4	Vellore RTO – 6 U.O. – 3 C.P. – 6	O	1. Vellore	O	1.Gudiyatham	O	1. Serkadu	O
							2. Katpadi	O
			2. Vaniyambadi	O				
			3. Tirupathur	O	2. Ambur	O		
			4. Ranipet	O	3. Arakkonam	O	3. Kalikoil	R
			5. Krishnagiri	O				
6.. Hosur	O			4. Hosur Incoming	O			
				5. Hosur Outgoing	O			
				6. Bagalur	O			
5	Salem RTO – 7 U.O. – 4 C.P. – 0	O	1. Salem (East)	O				
			2. Salem (South)	R				
			3. Attur	O	1. Valapadi	O		
			4. Salem (West)	O	2. Omalur	R		
			5. Sankagiri	O				
			6.Mettur	O				

Sl. No.	Zonal Office	Building	RTO Office	Building	Unit Office	Building	Check Post	Building
			7. Dharmapuri	O	3. Harur	O		
					4. Palacode	O		
6	Erode RTO - 8 U.O. - 4 C.P. - 1	O	1. Erode (East)	O				
			2. Erode (West)	O				
			3. Perundurai	R				
			4. Gobichettipalayam	O	1. Bhavani	O	1. Bannari	O
			5. Namakkal (North)	O	2. Sathiyamangalam	O		
			6. Namakkal (South)	O	3. Rasipuram	O		
			7. Tiruchengodu	O	4. Paramathivelur	R		
			8. Kumarapalayam	R				
7	Coimbatore RTO - 11 U.O. - 5 C.P. - 6	O	1. Coimbatore (South)	R	1. Suler	O		
			2. Coimbatore (West)	R			1. K.G. Chavadi O.G.	R
			3. Coimbatore (North)	R			2. K.G. Chavadi I.C.	R
			4. Coimbatore (Central)	O				
			5. Tirupur (North)	O	2. Avinasi	UC (R)		
			6. Tirupur (South)	O	3. Kangeyam	O		
			7. Dharapuram	O				
			8. Udumalpet	O				
			9. Pollachi	O	4. Valparai	R	3. Gopalapuram	O
			10. Mettupalayam	O			4. Valanthayamaram	O
			11. Ooty	O	5. Gudalur	O	5. Thalaikundha	R
				6. Gudalur	R			
8	Thanjavur RTO - 6 U.O. - 7	O	1. Thanjavur	O	1. Pattukottai	O		
			2. Kumbakonam	R				
			3. Tiruvarur	O	2. Mannargudi	O		
			4. Nagapattinam	O	3. Thiruthuraipoondi	R		
			5. Mayiladuthurai	O	4. Sirkali	O		
			6. Pudukkottai	O	5. Aranthangi	R		
					6. Alangudi	R		
		7. Illupur	O					
9	Thiruchirapalli RTO - 6 U.O. - 8	O	1. Thiruchirapalli (West)	O	1. Manapparai	O		
			2. Thiruchirapalli (East)	R	2. Thiruverumbur	O		
					3. Thuraiyur	O		
			3. Srirangam	O	4. Lalgudi	R		
					5. Musiri	O		
			4. Karur	O	6. Kulithalai	O		
					7. Aravakurichi	R		
		8. Manmagalam	R					
		5. Perambalur	O					
		6. Ariyalur	O					
10	Madurai RTO - 6 U.O. - 9 C.P. - 1	O	1. Madurai (North)	O	1. Melur	O		
					2. Vadipatti	R		
			2. Madurai (South)	O	3. Thirumangalam	O		
					4. Usilampatti	R		
			3. Madurai (Central)	R				
			4. Theni	O	5. Uthamapalayam	O	1. Lower camp	R
			5. Dindigul	O	6. Vatlagundu	R		
		7. Natham	R					
		8. Vedasandur	O					

Sl. No.	Zonal Office	Building	RTO Office	Building	Unit Office	Building	Check Post	Building	
			6.Palani		O				9. Oddanchatram
11	Virudhunagar RTO - 5 U.O. - 3	O	1. Virudhunagar	O	1.Aruppukottai	O			
			2. Srivilliputhur	O	2.Rajapalayam	R			
			3.Sivakasi	O					
			4. Sivagangai	O	3. Karaikudi	O			
			5. Ramnad	O	4. Paramakudi	O			
12	Tirunelveli RTO - 8 U.O. - 2 C.P. - 2	O	1. Tirunelveli	O	1. Valliyur	O			
			2. Tenkasi	O	2. Ambasamutharam	O			
					3.Alangulam	R			
			3. Sankarankovil	R					
			4. Thoothukkudi	O					
			5.Kovil patti	O					
			6. Marthandam	O		2. Kaliyakavilai			O
			7. Nagercoil	UC (R)					
8.Tiruchendur	O								
JTC ENFORCEMENT(CHENNAI)				O					
JTC ENFORCEMENT(SRIRANGAM)				O					

O-Own R- Rent, UC – Under Construction

### Abstract

Sl. No.	Office		Building		
			Own	Rent	UC*
1	Zonal Office	12	12	-	-
2.	Enforcement	2	2	-	-
2.	RTO	91	70	21	1
3	Unit Office	56	35	21	1
4.	Checkpost	22	16	6	0
5.	STA,Guindy	1	1	-	-
	<b>Total</b>	<b>184</b>	<b>136</b>	<b>48</b>	<b>2</b>

\*included in rent

Sl. No.	Office		Testing Track		
			Available	N.A	UC
1.	RTO	91	48	42	1
2.	Unit Office	56	17	39	-

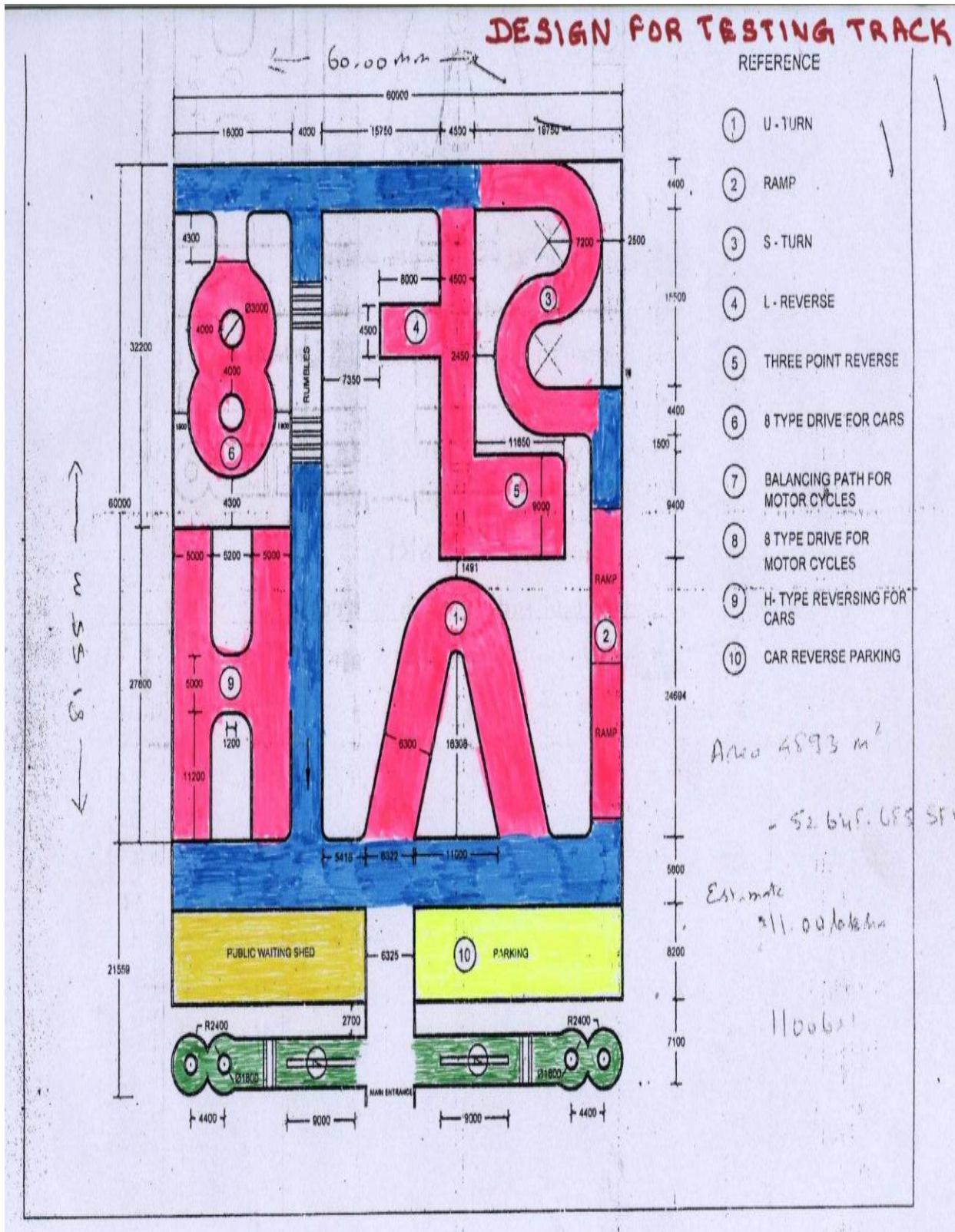
### 13. Driving Testing Track – Own, Under Construction

Sl. No.	Zonal Office	Regional Transport Office	Testing Track	Unit Office	Testing Track
1	<b>Chennai (North)</b>	1. Chennai (East)	No		
	<b>RTO – 9 U.O. – 2</b>	2. Chennai (Central)	No		
		3. Chennai (North)	No		
		4. Chennai (North West)	Yes		
		5. Chennai (North East)	No		
		6. Thiruvallur	Yes	1. Tiruttani	No
		7. Redhills	Yes	2. Gumudipoondi	No
		8. Poonamallee	YES		
		9. Ambattur	No		
2	<b>Chennai (South)</b>	1. Chennai (South)	No		
	<b>RTO – 11 U.O. – 2</b>	2. Chennai (West)	No		
		3. Chennai (South West )	No		
		4. Chennai (South east)	No		
		5. Meenambakkam	No		
		6. Kundrathur	No		
		7. Tambaram	No		
		8. Sholinganallur	No		
		9. Kancheepuram	No		
		10. Sriperumpudur	No		
		11. Chengalpet	No	1. Maduranthagam	No
		2. Thirukazhukundram	No		
3	<b>Villupuram</b>	1. Villupuram	No		
	<b>RTO – 8 U.O. – 5</b>	2. Ulundurpet	Yes		
		3. Tindivanam	Yes	1. Gingee	No
		4. Kallakurichi	Yes		
		5. Cuddalore	Yes	2. Panruti	No
				3. Neyveli	No
		6. Chidambaram	Yes	4. Virudhachalam	Yes
		7. Thiruvannamalai	Yes		
8. Arani	No	5. Cheyyar	YES		
4	<b>Vellore</b>	1.Vellore	Yes	1.Gudiyatham	Yes
	<b>RTO – 6 U.O. – 3</b>	2. Tirupathur	NO		
		3. Vaniyambadi	No	2. Ambur	No
		4. Ranipet	Yes	3. Arakkonam	Yes
		5. Krishnagiri	Yes		
		6. Hosur	No		
5	<b>Salem</b>	1. Salem (East)	No		
	<b>RTO – 7 U.O. – 4</b>	2. Salem (West)	Yes	1. Omalur	No
		3. Attur	No	2. Valapadi	YES
		4. Salem (South)	No		
		5. Sankagiri	Yes		
		6. Mettur	No		
		7. Dharmapuri	NO	3. Harur	No
		4. Palacode	No		
6	<b>Erode</b>	1. Erode (East)	Yes		
	<b>RTO – 8 U.O. – 4</b>	2. Erode (West)	No		
		3. Gobichettipalayam	Yes	1. Bhavani	Yes
				2. Sathiyamangalam	No
		4. Perundurai	No		
		5. Namakkal (North)	Yes	3. Rasipuram	No
		6. Namakkal (South)	YES	4. Paramathivelur	No
		7. TirYeshengodu	Yes		
8. Kumarapalayam	YES				

7	<b>JTC Coimbatore</b>	1. Coimbatore (Central)	Yes		
	<b>RTO – 11 U.O. – 5</b>	2. Coimbatore (North)	No		
		3. Coimbatore (West)	No		
		4. Coimbatore (South)	No	1. Sulur	No
		5. Pollachi	Yes	2. Valparai	No
		6. Mettupalayam	YES		
		7. Ooty	No	3. Gudalur	No
		8. Tirupur (North)	Yes	4. Avinashi	No
		9. Tirupur (South)	No	5. Kangeyam	No
		10. Dharapuram	No		
		11. Udumalpet	Yes		
8	<b>Thanjavur</b>	1. Thanjavur	Yes	1. Pattukottai	YES
	<b>RTO – 6 U.O. – 7</b>	2. Kumbakonam	No		
		3. Nagapattinam	Yes		
		4. Mayiladuthurai	Yes	2. Sirkali	YES
		5. Tiruvarur	Yes	3. Mannargudi	YES
				4. Thiruthuraiipoondi	No
		6. Pudukkottai	Yes	5. Aranthangi	No
	6. Illupur		No		
9	<b>TirYeshirapalli</b>	1. TirYeshirapalli (West)	Yes	1. Manapparai	No
	<b>RTO – 6 U.O. – 8</b>	2. TirYeshirapalli (East)	No	2. Thiruverumbur	Yes
				3. Thuraiyur	No
		3. Srirangam	No	4. Musiri	No
				5. Lalkudi	No
		4. Karur	Yes	6. Kulithalai	Yes
				7. Aravakurichi	YES
		5. Perambalur	Yes	8. Manmangalam	YES
6. Ariyalur	Yes				
10	<b>JTC Madurai</b>	1. Madurai (North)	Yes	1. Melur	YES
	<b>RTO – 6 U.O. – 9</b>	2. Madurai (South)	No	2. Vadipatti	YES
				3. Thirumangalam	No
		3. Madurai ( Central)	No	4. Usilampatti	No
		4. Theni	Yes	5. Uthamapalayam	No
		5. Palani	No	6. Oddanchatram	No
		6. Dindigul	Yes	7. Veda sandur	Yes
	8. Natham		No		
11	<b>Virudhunagar</b>	1. Virudhunagar	Yes	1. Aruppukottai	No
	<b>RTO – 5 U.O. – 3</b>	2. Srivilliputhur	YES	2. Rajapalayam	No
		3. Sivagangai	Yes	3. Karaikudi	No
		4. Ramnad	Yes	4. Paramakudi	No
		5. Sivakasi	Yes		
12	<b>Tirunelveli</b>	1. Thoothukkudi	Yes		
	<b>RTO – 8 U.O. – 2</b>	2. Kovil patti	Yes		
		3. Tenkasi	No	1. Ambasamutharm	No
		4. Sankarankovil	No		
		5. Tirunelveli	Yes	2. Valliyur	Yes
		6. Nagarcoil	YES	3. Alangulam	No
		7. Marthandam	YES		
		8. Tiruchendur	No		
<b>Total</b>		<b>RTO 91</b>		<b>U.O.56</b>	

Yes- Testing Track Available **UC** – Under Construction, **No** - Testing Track Not Available

# DESIGN FOR DRIVING TESTING TRACK



## 14. Land - Acquired, Acquisition under process

LAND ACQUIRED	ACQUISITION OF LAND UNDER PROCESS
<ol style="list-style-type: none"><li>1. RTO, Chennai South East</li><li>2. RTO, Kundrathur</li><li>3. UO, Paramathivelur</li><li>4. UO, Usilampatti</li><li>5. UO, Oddanchatram</li><li>6. UO, Uthamapalayam</li><li>7. UO, Batlagundu</li><li>8. RTO, Sankarankoil</li><li>9. UO, Manmangalam</li><li>10. RTO, Sriperumbudhur</li><li>11. RTO, Coimbatore (North)</li></ol>	<ol style="list-style-type: none"><li>1.RTO Meenambakkam</li><li>2.RTO Chennai (North)</li><li>3.RTO Chennai (South West)</li><li>4.RTO, Coimbatore (South)</li><li>5.RTO, Sholinganallur</li><li>6.RTO Tambaram</li><li>7.RTO Perundurai</li></ol>

## 15. REGISTRATION OF MOTOR VEHICLES

- **Chapter IV of Motor Vehicle Act, 1988** states that no motor vehicle and no owner of a motor vehicle shall cause or permit the vehicle to be driven in any public place or in any other place unless the vehicle is registered in accordance with this Chapter and the certificate of registration of the vehicle has not been suspended or cancelled and the vehicle carries a registration mark displayed in the prescribed manner.
- As per rule 47 of Central Motor Vehicle Rules, 1989 an application for registration of a motor vehicle shall be made in Form 20 to the registering authority within a period of (seven days) from the date of taking delivery of such vehicle on receipt of an application under sub-rule (1) the registering authority shall, subject to be provisions of Section 44, assign to the vehicle the registration mark.
- On receipt of the an application under Rule 47 and after verification of the documents furnished therewith, the registering authority shall, subject to the provisions of Section 44, issue to the owner of the motor vehicle a certificate of registration in Form 23.

## **DRIVING LICENCE**

- A person should get Learner's Licence from this department initially and after one month a driving test will be conducted by the Motor Vehicle Inspector, after due satisfaction of driving skill by the individual the driving licence will be issued to the applicant.
- The fresh driving licence will be issued for a period of 20 years from the date of issue (or) up to 50 years of the individual, whichever is earlier.

## **RENEWAL OF DRIVING LICENCE**

- An application for the renewal of a driving licence, to be submitted in Form 9, after scrutinizing the above application and the renewal of driving licence will be issued to the applicant, by this Department.
- The duration of renewal of Driving Licence for transport vehicle is once in 3 years, whereas for Non-Transport vehicles are once in 5 years.

## **CONDUCTOR'S LICENCE**

- As per section 29 of Motor Vehicle Act, 1988 a person the conductor of a stage carriage should holds an effective conductor's licence issued to him, authorizing to act as such conductor.
- A person attaining the age of eighteen years and the minimum educational qualification to obtain conductor licence is 10<sup>th</sup> standard pass.
- A person should get conductor's licence from this department a oral test and written test conducted by the Motor Vehicle Inspector after due satisfaction of skill by the individual the conductors licence will be issued to the individual. Also the applicant produce a first aid certificate issued from a recognized organization.

## **PERMITS ISSUED TO TRANSPORT VEHICLES**

Permits issued to various categories of transport vehicles and various provisions of the Motor Vehicles Act 1988

- The Stage Carriage Permits are granted under section 72
- The Contract Carriage Permits are granted under section 74
- The Private Service Vehicle and Education Institution Bus Permits are granted under section 76
- The Goods Carriage Permits are granted under section 79
- The National Permits are granted under section 88(12)

The permits are granted for vehicles of the above categories for 5 years and the renewal of permits granted thereof for every five years.

## **16. TRANSPORT VEHICULAR POSITION IN TAMILNADU AS ON 01/04/2025**

### **Stage Carriages:**

• Stage Carriages owned by the State Transport Undertakings	20527
• Stage Carriages owned by the Private Operators	7764
• Mini Buses owned by the Private Operators	2857

### **Contract Carriages:**

• All India Tourist Vehicles (Omni Buses) are	1298
• Omni Buses(State wide Permits)	2164
• Tourist Motor Cabs	117107
• All India Tourist Motor Cabs	8167
• Tourist Maxi Cabs	83220
• All India Tourist Maxi Cabs	3878
• Auto Rickshaws	346954

### **Goods Carriages**

• State Permit	333325
• National Permit	139489
• Private Service Vehicles	16086
• Tractor & Trailer	78482
• Light Commercial Vehicles	194291
• Articulated Vehicle	35360
• Education Institution Buses (School &College Bus)	40415
• Others	16885

**TOTAL            1448269**

## 17. STAGE CARRIAGE

**Stage Carriage:** Stage Carriage means a motor vehicle constructed or adapted to carry more than 6 passengers excluding the driver for hire or reward at separate fares paid by or for individual passengers, either for the whole journey or for stages of the journey.

**Inter State Agreement:** To control and regulate the plying of Transport Vehicles on Inter State routes, Inter State Agreement on reciprocal basis has to be entered into and published as required under section 88(5) and 88(6) of Motor Vehicles Act 1988.

Accordingly Tamil Nadu Government has entered into Inter State Transport Agreement with the neighbouring States viz., Andhra Pradesh, Karnataka, Kerala and Pondicherry, as detailed below:

S.No.	Inter State Agreement with	Principal Agreement	Supplemental Agreement Entered into
1	Karnataka	1973	1973, 1975, 2005, 2008
2	Kerala	1976	1979,1984,1995,1999,2008,2019
3	Andhra Pradesh	1975	1976,1993,1995
4	Pondicherry	1985	2011

### Inter State Agreement between Tamil Nadu and neighbouring states

Vehicles plying on Andhra Pradesh of Tamil Nadu Vehicles			Vehicles plying on Tamil Nadu of Andhra Pradesh Vehicles		
Route	No. of Vehicles	Service K.M	Route	No. of Vehicles	Service K.M
108	392	52965	123	467	52965

Vehicles plying on Karnataka of Tamil Nadu Vehicles			Vehicles plying on Tamil Nadu of Karnataka Vehicles		
Route	No. of Vehicles	Service K.M	Route	No. of Vehicles	Service K.M
219	544	115827	227	530	98771

Vehicles plying on Kerala of Tamil Nadu Vehicles			Vehicles plying on Tamil Nadu of Kerala Vehicles		
Route	No. of Vehicles	Service K.M	Route	No. of Vehicles	Service K.M
144	273	37599.2	197	225	42515.5

Vehicles plying on Puducherry of Tamil Nadu Vehicles			Vehicles plying on Tamil Nadu of Puducherry Vehicles		
Route	No. of Vehicles	Service K.M	Route	No. of Vehicles	Service K.M
207	428	-	140	171	-

## 18. GOODS CARRIAGE

**Goods Carriage:** Goods carriage means any motor vehicle constructed or adopted for use solely for the carriage of goods, or any motor vehicle not so constricted or adopted when used for the carriage of goods.

**Inter State Agreement:** To control and regulate the plying of Transport Vehicles on Inter State routes, Inter State Agreement on reciprocal basis has to be entered into and published as required under Section 88(5) and 88(6) of Motor Vehicles Act 1988.

Accordingly Tamil Nadu Government has entered into Inter State Transport Agreement with the neighbouring States Viz., Andhra Pradesh, Karnataka, Kerala and Pondicherry, as detailed below:

S.No	Inter State Agreement with	Principal Agreement	Supplemental Agreement Entered into
1	Karnataka	1973	1973,1975,2005,2008
2	Kerala	1976	1979,1984,1995,1999,2008,2018
3	Andhra Pradesh	1975	1976,1993,1994
4	Pondicherry	1985	2011

### Inter State Agreement between Tamil Nadu and neighbouring States:

Vehicles plying on Andhra Pradesh of Tamil Nadu Vehicles			Vehicles plying on Tamil Nadu of Andhra Pradesh Vehicles		
Quota	Recommendation issued	Balance	Quota	Permit Issued	Balance
10000	10000	0	10000	10000	0

Vehicles plying on Karnataka of Tamil Nadu Vehicles			Vehicles plying on Tamil Nadu of Karnataka Vehicles		
Quota	Recommendation issued	Balance	Quota	Permit Issued	Balance
15000	15000	0	15000	15000	0
Vehicles plying on Kerala of Tamil Nadu Vehicles			Vehicles plying on Tamil Nadu of Kerala Vehicles		
Quota	Recommendation issued	Balance	Quota	Permit Issued	Balance
5000	5000	0	5000	5000	0
Vehicles plying on Pondicherry of Tamil Nadu Vehicles			Vehicles plying on Tamil Nadu of Pondicherry Vehicles		
Quota	Recommendation issued	Balance	Quota	Permit Issued	Balance
8000	8000	0	800	800	0

## 19. CONTRACT CARRIAGE

**Contract Carriage:** Contract Carriage means a motor vehicle constructed or adapted to carry 6 passengers excluding the driver for hire or reward the whole journey.

**Inter State Agreement:** To control and regulate the plying of Transport Vehicles on Inter State routes, Inter State Agreement on reciprocal basis has to be entered into and published as required under section 88(5) and 88(6) of Motor Vehicles Act 1988.

Accordingly Tamil Nadu Government has entered into Inter State Transport Agreement with the neighbouring States viz., Andhra Pradesh, Karnataka, Kerala and Pondicherry, as detailed below:

S.No.	Inter State Agreement with	Principal Agreement	Supplemental Agreement Entered into
1	Karnataka	1973	1973, 1975, 2005, 2008
2	Kerala	1976	1979,1984,1995,1999,2008,2018
3	Andhra Pradesh	1975	1976,1993,1994
4	Pondicherry	1985	2011

### Inter State Agreement between Tamil Nadu and neighbouring states

Vehicles plying on Andhra Pradesh of Tamil Nadu Vehicles			Vehicles plying on Tamil Nadu of Andhra Pradesh Vehicles		
Route	No. of Vehicles	Service K.M	Route	No. of Vehicles	Service K.M
----	200	---	---	200	---

Vehicles plying on Karnataka of Tamil Nadu Vehicles			Vehicles plying on Tamil Nadu of Karnataka Vehicles		
Route	No. of Vehicles	Service K.M	Route	No. of Vehicles	Service K.M
---	328 / 5000	---	---	599 / 5000	---

Vehicles plying on Kerala of Tamil Nadu Vehicles			Vehicles plying on Tamil Nadu of Kerala Vehicles		
Route	No. of Vehicles	Service K.M	Route	No. of Vehicles	Service K.M
---	300 / 300	---	---	300 / 300	---

Vehicles plying on Puducherry of Tamil Nadu Vehicles			Vehicles plying on Tamil Nadu of Puducherry Vehicles		
Route	No. of Vehicles	Service K.M	Route	No. of Vehicles	Service K.M
---	NO LIMIT	---	---	NO LIMIT	---

## 20. GRANT OF CONTRACT CARRIAGE OMNI BUS PERMIT

The Contract Carriage Omni bus permit issued under section 74 of Motor Vehicles Act 1988, for a period of five years from the date of issue of permit.

**State wide Omni Bus Permit:** The vehicle permitted to ply in entire State of Tamil Nadu.

**All India Omni Bus Permit:** The vehicle permitted to ply in the States of Union Territory of India

As per Government Letter (Ms) No.1445, Home (Tr-B) Department, Dated: 20.09.1991 a ban order issued for grant of new contract carriage Omni Bus permit. Further, the above ban order was withdrawn in Government Letter (Ms) No 456/Tr-I/2009 dated: 09.06.2009. Now grant of new contract carriage Omni Bus permit is given from 10.11.2020.

### SPECIFICATION OF TYPES OF MOTOR VEHICLES (Section 41(4))

**No. S.O.1248(E) dated 5.11.2004:-** In exercise of the powers conferred by sub – section (4) of Section 41 of the Motor Vehicles Act, 1998 and in supersession of the notification S.O.451(E),dated the 19<sup>th</sup> June 1992 the Central Government hereby specifies the types of motor vehicles as mentioned in columns 2 and 4 of Table below for the purpose of said sub section (4)

**TABLE**

Sl.No	Transport Vehicle	Sl.No	Non-Transport Vehicle
(i)	Motor Cycle with side car for carrying goods	(i)	Motor cycle with or without side car for personal use
(ii)	Motor cycle with trailer to carry goods	(ii)	Mopeds and motorized cycle (Engine capacity exceeding '25 CC)
(iii)	Motor cycle used for hire to carry one passenger on pillion and motorized cycle rickshaw for goods or passengers on hire	(iii)	Invalid carriage
(iv)	Luxury Cab	(iv)	Three wheeled vehicles for personal use
(v)	Three wheeled vehicles for transport of passenger/goods	(v)	Motor car
(vi)	Goods carrier trucks or tankers or mail carriers (N1- N3 category)	(vi)	Fork lift
(vii)	Power tiller and Tractors using public roads	(vii)	Vehicles or trailers fitted with equipments like rig, generator, compressor
(viii)	Mobile clinic or X-Ray van or library vans	(viii)	Crane mounted Vehicle

(ix)	Mobile workshops	(ix)	Agricultural Tractor and Power Tiller
(x)	Mobile canteens	(x)	Private Service vehicle, registered in the name of an individual and if declared to be used by him solely for Personal use
(xi)	Private Service Vehicle	(xi)	Camper van or trailer for private use.
(xii)	Public Service Vehicle such as maxi cab, motor cab, stage carriages and contract carriages including tourist vehicles	(xii)	Tow trucks, Breakdown van and Recovery Vehicles
(xiii)	Educational Institution buses	(xiii)	<b>Tower Wagons and tree trimming vehicles owned by Central, State and local authorities.</b>
(xiv)	Ambulances	(xiv)	Construction Equipment Vehicle as defined in Rule 2 (ca)
(xv)	Animal ambulances		
(xvi)	Camper vans or trailers		
(xvii)	Cash vans		
(xviii)	<b>Fire tenders, snorked ladders, auxiliary trailers and fire fighting vehicles</b>		
(xix)	Articulated Vehicles		
(xx)	Hearses		
(xxi)	Omnibus		

## 21. COLLECTION OF TAX

### Levy of Tax:

1) Subject to the provision of sub-section (2) of Section.3 of Tamil Nadu Motor Vehicles Taxation Act, 1974 tax shall be levied on every motor vehicle used or kept for use in the state of Tamil Nadu at the rate of specified for such vehicles on the first Schedule or in the Second Schedule or in Third Schedule or in the Fifth Schedule as the case may be.

2) The Government may by notification, from time to time increase the rate of tax specified in the schedule.

### Payment of Tax (Section – 4):

The tax levied under this act shall subject to the provisions of sub-sections (1-A), be paid in the manner prescribed by the registered owner or by any other person having possession or Control of the motor vehicle, his choice, either quarterly, half - yearly or annually.

### Non-Transport tax:

1. Motor Cycles: (As per the II Schedule)(from 9.11.2023)

(i) Not-exceeding rupees one lakh	10 per cent of cost of the vehicle
(ii) Exceeding rupees one lakh	12 per cent of cost of the vehicle

2. Motor Car: (As per the III Schedule)(from 9.11.2023)

Total cost of the vehicle.—	Rate of life tax.
	(per cent. of the cost of the vehicle)
(i) Not exceeding rupees 5 lakhs	- 12 per cent.
(ii) Exceeding rupees 5 lakhs but not exceeding 10 lakhs	- 13 per cent.
(iii) Exceeding rupees 10 lakhs but not exceeding 20 lakhs	- 18 per cent.
(iv) Exceeding rupees 20 lakhs	- 20 per cent.

**Transport tax:**

1. Goods Carriages : Taxes are levied on Registered Laden Weight basis as per 1st Schedule.
2. Contract Carriages : Taxes are levied on seating capacity basis as per 1<sup>st</sup> Schedule.
3. Stage Carriages : Taxes are levied on seating capacity basis as per 1<sup>st</sup> Schedule.
4. Educational Institution vehicles : Taxes are levied on seating capacity basis as per 1<sup>st</sup> Schedule.
5. Private Service Vehicles : Taxes are levied on seating capacity basis as per 1<sup>st</sup> Schedule.
6. Construction equipment Vehicles : Annual Tax irrespective of laden weight.
7. Rigs, Compressor and Generator : Taxes are levied on seating capacity basis as per 1<sup>st</sup> Schedule.

**22. THE TAMIL NADU MOTOR VEHICLES TAXATION ACT, 1974  
FIRST SCHEDULE (SEE SECTIONS 3 AND 6)**

(G.O.Ms.No.1184, Home(Tr-I), 30<sup>th</sup> Nov. 2001) further amended in Notification NO.381 dated 7<sup>th</sup> November 2023 (Act 30 of 2023 w.e.f. 9.11.2023)

Classes of Vehicles	Tax (in Rs.)
(1)	(2)
<b>1. Goods Carriages</b>	<b>Rs.</b>
Goods Carriages not exceeding 3000 Kgs in weight laden	3600
	<b>Quarterly tax</b>
(a) Goods Carriages exceeding 3000 Kgs but not exceeding 5500 Kgs in weight laden	1425
(b) Goods Carriages exceeding 5500 Kgs but not exceeding 9000 Kgs in weight laden	2000
(c) Goods Carriages exceeding 9000 Kgs but not exceeding 12000 Kgs in weight laden	2400
(d) Goods Carriages exceeding 12000 Kgs but not exceeding	2600

13000 Kgs in weight laden	
(e) Goods Carriages exceeding 13000 Kgs but not exceeding 15000 Kgs in weight laden	3100
(f) Goods Carriages exceeding 15000 Kgs in weight laden	3100
	(Plus Rs.100 forevery 250 Kgs. or part thereof in excess of 15000Kgs. in weight laden.)
(g) Multi-axle Goods Carriages exceeding 15000 Kgs in weight laden	3100
	(Plus Rs.75 for every 250 Kgs. or part thereof in excess of 15000Kgs. in weight laden).
(h) Trailers used for carrying goods other than those falling under classes 4,9,10 and 11--	
(i) For each trailer not exceeding 3000 Kgs in weight laden	500
(ii) For each trailer exceeding 3000 Kgs but not exceeding 5500 Kgs in weight laden	600
(iii) For each trailer exceeding 5500 Kgs but not exceeding 9000 Kgs in weight laden	1000
(iv) For each trailer exceeding 9000 Kgs but not exceeding 12000 Kgs in weight laden	1200
(v) For each trailer exceeding 12000 Kgs but not exceeding 13000 Kgs in weight laden	1500
(vi) For each trailer exceeding 13000 Kgs but not exceeding 15000 Kgs in weight laden	1800
(vii) For each trailer exceeding 15000 Kgs in weight laden	1800 (Plus Rs.75 for every 250 Kgs. or part thereof in excess of 15000Kgs. in weight laden).
<b>2. Motor Vehicles plying for hire and used for the transport of passengers and in respect of which permits have been issued under the Motor Vehicles Act.-</b>	
I. Vehicles permitted to ply solely as contract carriages, whether classified as "Tourist Vehicle" or not, and ispermitted to carry,—	
(a) not more than thirty-five persons (other than the driver), for every square meter of floor area of thevehicle;	4,900
(b) more than thirty-five persons (other than the driver), for every person (other than the driver)	3,000
II. (a) Omni Bus with sleeper berth	4,000 per single berth.
(b) Omni Bus with both seat and sleeper berth	4,000 per single berth. 3,000 per single seat
III. Vehicles permitted to ply as stage carriages and to carry more than six persons (other than the driver and the conductor).-	
(a) Plying exclusively within the Chennai Metropolitan Area - For every passenger (other than the driver and the conductor) which the vehicle is permitted to carry	100 (Plus surcharge at 25% of the basic tax)

(b) Plying exclusively within the limits of the city of Madurai or of the city of Coimbatore or within the limits of one or more contiguous municipalities or on other town service routes:-	
For every passenger (other than the driver and the conductor) which the vehicle is permitted to carry	400 (Plus surcharge at 10% of the basic tax)
c. Plying in routes or areas other than those falling under items (a) and (b)-	
(i) For every passenger (other than the driver and the conductor) which the vehicle is permitted to carry, if the service classed as "Express Service"	450 + surcharge 25 per cent
(ii) For every passenger (other than the driver and the conductor) which the vehicle is permitted to carry in the case of services other than "Express Service"(Moffussil Service)	450 + surcharge 25 per cent
<b>Explanation.--The tax payable in respect of a reserve stage carriage or a spare bus shall be the maximum rate payable per passenger for any regular stage carriage of the permit holder</b>	
<b>3. Motor Vehicles not themselves constructed to carry any load (other than water, fuel, accumulators and other equipment used for the purpose of propulsion loose tools and loose equipment used for haulage only)</b>	Rs.
a. Weighing not more than 2500 Kgs unladen	165
b. Weighing more than 2500 Kgs unladen	240
<b>4.Fire engines, fire tenders and road water sprinklers .-</b>	45
a. Not exceeding 1000 Kgs in weight laden	
b. Exceeding 1000 Kgs but not exceeding 1500 Kgs in weight laden	60
c. Exceeding 1500 Kgs but not exceeding 2000 Kgs in weight laden	75
d. Exceeding 2000 Kgs but not exceeding 3000 Kgs in weight laden	90
e. Exceeding 3000 Kgs but not exceeding 4000 Kgs in weight laden	105
f. Exceeding 4000 Kgs but not exceeding 5500 Kgs in weight laden	120
g. Exceeding 5500 Kgs but not exceeding 7500 Kgs in weight laden	150
h. Exceeding 7500 Kgs but not exceeding 9000 Kgs in weight laden	180
i. Exceeding 9000 Kgs in weight laden	200
j. Additional tax payable in respect of such vehicles used and drawing trailers including the fire engines trailers pumps-	
(i) For each trailer not exceeding 1000 Kgs in weight laden	30
(ii) For each trailer exceeding 1000 Kgs but not exceeding 2000 Kgs in weight laden	45
(iii) For each trailer exceeding 2000 Kgs in weight laden	75

Provided that two or more vehicles shall not be chargeable under this class in respect of the same trailer.

<b>5. Motor-Cycles (including tri-cycles scooters and cycles, with attachment for propelling the same by mechanical power) not exceeding 600 Kgs in weight unladen-</b>		<b>Annual Tax Rs.</b>	
a. Bi-Cycles exceeding 50cc but not exceeding 75cc with or without drawing a trailer or side car		135	
b. Bi-Cycles exceeding 75cc but not exceeding 170cc with or without drawing a trailer or side car		200	
c. Bi-Cycles exceeding 170cc with or without drawing a trailer or side car and tricycles		240	
<b>6. Motor Vehicles plying for hire and used for the transport of passengers and in respect of which permits have been issued under the Motor Vehicles Act, 1988, (Central Act 59 of 1988), to carry in all—</b>		Five year Tax. (Rs.)	
(a) more than three persons but not more than four persons including the driver.		1400	
(b) more than four persons but not more than six persons including the driver (ordinary motor cab-meter taxi and Share auto rickshaw).		6000	
<b>7. Vehicles or trailers fitted with equipments like rigs or generators or compressors irrespective of the laden weight.</b>		Annual Tax. (Rs.) 5000	
8. Construction equipment vehicle.		15000	
9. Motor vehicles other than those liable to tax under the foregoing provisions of this Schedule,—	<b>Imported Vehicles</b>	<b>Indian – made vehicles owned by</b>	
		<b>Individual</b>	<b>Others</b>
		<b>Annual Tax.</b>	
		<b>(Rs.)</b>	<b>(Rs.)</b>
a. Weighing not more than 700 Kgs unladen	2000	700	1400
b. Weighing more than 700 Kgs but not more than 1500 Kgs unladen	2600	900	1800
c. Weighing more than 1500 Kgs but not more than 2000 Kgs unladen	3000	1100	2200
d. Weighing more than 2000 Kgs but not more than 3000 Kgs unladen	3200	1300	2600
e. Weighing more than 3000 Kgs unladen in respect of which private transport vehicle permit is not required under the Motor Vehicles Act.-	3700	1400	2800

Explanation.— For the purpose of this class, the word "individual" means a person known by his proper name.

<b>10. Motor Vehicles, other than those liable to tax under the foregoing provisions of this schedule weighing more than 3000 Kgs. unladen and covered by private transport vehicle permit and those in respect of which private service vehicle permit is required under the Motor Vehicles Act, 1988</b>	<b>Quarterly Tax (Rs.)</b>
a. in respect of vehicles owned by educational institutions (Educational institution bus).- (i) to transport students and staff of schools – For every person (other than the driver) which the vehicle is permitted to carry (ii) to transport students and staff of colleges – For every person (other than driver) which the vehicle is permitted to carry	75.00  125.00
b. in other cases - For every person (other than the driver) which the vehicle is permitted to carry. (i) Air conditioned (ii) Non-Air Conditioned	900.00 600.00
<p>Provided that the educational institution buses and other vehicles granted temporary permit for the purposes referred to in item (a), (b) or (c) of sub-section (1) of section 87 of the Motor Vehicles Act, 1988, (Central Act 59 of 1988), shall pay separate tax excluding the driver seat at the following rates:—</p>	
(i) Educational Institution buses when used for the transport of the students and staff of the institution concerned.	Rs.45/- per seat for seven days or part thereof.
(ii) Other Vehicles when used for transport of staff of the institution concerned.	Rs.100/- per seat for seven days or part thereof.
(iii) Educational Institution buses and other vehicles used for other purposes other than those specified in clauses (i) and (ii) above.	Rs.45/- per seat per day.
<b>11. Additional tax payable in respect of vehicles referred to in classes 9 and 10 used for drawing trailers.</b>	
i. for each trailer not exceeding 1 tonne in weight unladen	<b>Rs.30</b>
ii. For each trailer exceeding 1 tonne in weight unladen	<b>Rs.45</b>
<p>Provided that two or more vehicles shall not be chargeable under class 9 or class 10 in respect of the same trailer.</p>	
<b>12. Reserve Stage carriage or Spare bus ( to carry more than six persons excluding the driver and conductor) when operated as contract carriage on special occasions under special permit</b>	Rs.20 per person per day

**SECOND SCHEDULE**  
**[See Section 4 (1-A)(bb)]**  
**(Act 30 of 2023 w.e.f. 9.11.2023)**

**PART-I**

<b>New Motor Cycle</b>	
At the time of registration.	
Total cost of the vehicle.—	<b>Rate of life tax.</b>
	<i>(per cent. of the cost of the vehicle)</i>
(i) Not-exceeding rupees one lakh	10 per cent
(ii) Exceeding rupees one lakh	12 per cent.

**PART -II**

<b>Old Motor Cycle</b>		
At the time of assigning new registration mark under section 47 of the Motor Vehicles Act or Old Motor cycles plying and registered in this State, and if it's age from the month of such registration is, -	<b>Rate of life tax</b>	
	<i>( per cent. of the cost of the vehicle)</i>	
	<b>Cost of the vehicle</b>	
	Not exceeding one lakh.	Exceeding one lakh
1. Not more than one year.	8.25 per cent.	10.25 per cent.
2. More than one year but not more than two years.	8.00 per cent.	10.00 per cent.
3. More than two years but not more three years.	7.75 per cent.	9.75 per cent.
4. More than three year but not more four years.	7.50 per cent.	9.50 per cent.
5. More than four years but not more five years.	7.25 per cent.	9.25 per cent.
6. More than five years but not more six years.	7.00 per cent.	9.00 per cent.
7. More than six years but not more seven years.	6.75 per cent.	8.75 per cent.
8. More than seven years but not more eight years.	6.50 per cent.	8.50 per cent.
9. More than eight years but not more nine years.	6.25 per cent.	8.25 per cent.
10. More than nine years but not more ten years.	6.00 per cent.	8.00 per cent.
11. More than ten years but not more eleven years.	5.75 per cent.	7.75 per cent.
12. More than eleven years.	5.50 per cent.	7.50 per cent.

**THIRD SCHEDULE**  
**[See Section 4 (1-A)]**  
**(Act 30 of 2023 w.e.f. 9.11.2023)**

**Part – I**

<b>New Motor Vehicles</b>	
At the time of registration.	
Total cost of the vehicle.—	<b>Rate of life tax.</b>
	<i>(per cent. of the cost of the vehicle)</i>
(i) Not exceeding rupees 5 lakhs	- 12 per cent.
(ii) Exceeding rupees 5 lakhs but not exceeding 10 lakhs	- 13 per cent.
(iii) Exceeding rupees 10 lakhs but not exceeding 20 lakhs	- 18 per cent.
(iv) Exceeding rupees 20 lakhs	- 20 per cent.

**Part – II**

<b>Old Motor Vehicles.</b>					
	At the time of assigning new registration mark under section 47 of the Motor Vehicles Act or old motor vehicles plying and registered in this State, and if it's age from the month of such registration is,—	<b>Rate of life tax.</b>			
		<b>(per cent of the cost of the vehicle)</b>			
		<b>Not exceeding 5 lakhs.</b>	<b>Exceeding 5 lakhs but not exceeding 10 lakhs.</b>	<b>Exceeding 10 lakhs but not exceeding 20 lakhs.</b>	<b>Exceeding 20 lakhs.</b>
1.	Not more than one year.	<i>10.75 per cent.</i>	<i>11.75 per cent.</i>	<i>16.75 per cent.</i>	<i>18.75 per cent.</i>
2.	More than one year but not more than two years.	<i>10.50 per cent.</i>	<i>11.50 per cent.</i>	<i>16.50 per cent.</i>	<i>18.50 per cent.</i>
3.	More than two years but not more than three years.	<i>10.25 per cent.</i>	<i>11.25 per cent.</i>	<i>16.25 per cent.</i>	<i>18.25 per cent.</i>
4.	More than three years but not more than four years.	<i>10.00 per cent.</i>	<i>11.00 per cent.</i>	<i>16.00 per cent.</i>	<i>18.00 per cent.</i>
5.	More than four years but not more than five years.	<i>9.75 per cent.</i>	<i>10.75 per cent.</i>	<i>15.75 per cent.</i>	<i>17.75 per cent.</i>
6.	More than five years but not more than six years.	<i>9.50 per cent.</i>	<i>10.50 per cent.</i>	<i>15.50 per cent.</i>	<i>17.50 per cent.</i>
7.	More than six years but not more than seven years.	<i>9.25 per cent.</i>	<i>10.25 per cent.</i>	<i>15.25 per cent.</i>	<i>17.25 per cent.</i>
8.	More than seven years but not more than eight years.	<i>9.00 per cent.</i>	<i>10.00 per cent.</i>	<i>15.00 per cent.</i>	<i>17.00 per cent.</i>
9.	More than eight years but not more than nine years.	<i>8.75 per cent.</i>	<i>9.75 per cent.</i>	<i>14.75 per cent.</i>	<i>16.75 per cent.</i>
10.	More than nine years but not more than ten years.	<i>8.50 per cent.</i>	<i>9.50 per cent.</i>	<i>14.50 per cent.</i>	<i>16.50 per cent.</i>
11.	More than ten years but not more than eleven years.	<i>8.25 per cent.</i>	<i>9.25 per cent.</i>	<i>14.25 per cent.</i>	<i>16.25 per cent.</i>
12.	More than eleven years.	<i>8.00 per cent.</i>	<i>9.00 per cent.</i>	<i>14.00 per cent.</i>	<i>16.00 per cent.</i>

**FOURTH SCHEDULE**  
**(See section 3-A)**  
**GREEN TAX**  
**(Act 30 of 2023 w.e.f. 09.11.2023)**

	Class of Motor Vehicles. (1)	Tax. (Rs.) (2)
1.	Motor Vehicle other than a transport vehicle which has completed 15 years from the date of its registration—	
	(i) Motor Cycle.	750 (for five years)
	(ii) Other Motor Vehicles.	1500 (for five years)
2.	(i) Transport Vehicle other than Auto Rickshaw which has completed 7 years from the date of its registration.	750 (per annum)
	(ii) Auto Rickshaw	250 (per annum)

**FIFTH SCHEDULE.**

*[See section 4 (1-A)(bbb)]*

**(Act 30 of 2023 w.e.f. 9.11.2023)**

**Goods carriages not exceeding 3000 kgs. in weight laden.**

**Part – I**

<b>New Motor Vehicles</b>	
	<b>Rate of life tax. (per cent of the cost of the vehicle)</b>
At the time of registration.	<i>8 per cent of the cost of the vehicle.</i>

**Part – II  
Old Motor Vehicles**

	<b>Rate of life tax. (per cent. of the cost of the vehicle)</b>
At the time of assigning new registration mark under section 47 of the Motor Vehicles Act or old motor vehicles plying and registered in this State, and if it's age from the month of such registration is,—	
1. Not more than one year.	<i>6.75 per cent.</i>
2. More than one year but not more than two years.	<i>6.50 per cent.</i>
3. More than two years but not more than three years.	<i>6.25 per cent.</i>
4. More than three years but not more than four years.	<i>6.00 per cent.</i>
5. More than four years but not more than five years.	<i>5.75 per cent.</i>
6. More than five years but not more than six years.	<i>5.50 per cent.</i>
7. More than six years but not more than seven years.	<i>5.25 per cent.</i>
8. More than seven years but not more than eight years.	<i>5.00 per cent.</i>
9. More than eight years but not more than nine years.	<i>4.75 per cent.</i>
10. More than nine years but not more than ten years.	<i>4.50 per cent.</i>
11. More than ten years.	<i>4.25 per cent.</i>

**SIXTH SCHEDULE**  
**[See section 3-b]**  
**(Act 30 of 2023 w.e.f. 9.11.2023)**  
**ROAD SAFETY TAX.**

New Motor Vehicles.

<b>Class of Motor Vehicles</b>	<b>Tax.(Road Safety Tax) (Rs.)</b>
1. Motor Cycles	<b>375/-</b>
2. Light Motor Vehicles.	<b>2250/-</b>
3. Other Motor Vehicles	<b>3000/-</b>

**SEVENTH SCHEDULE.**  
*[See sections 3 and 4(1-A)(a)]*  
**(Act No.30 of 2023) w.e.f 9.11.2023**

<b>Part - I</b>	
At the time of registration.	
New Tourist Motor Cab which is permitted to carry more than four persons but not more than seven persons including the driver.	<b>Rate of life tax. (per cent. of the cost of the vehicle)</b>
<b>Total cost of the vehicle.—</b>	
(i) Not exceeding rupees 5 lakhs.	<i>12 per cent.</i>
(ii) Exceeding rupees 5 lakhs but Not exceeding rupees 10 lakhs.	<i>13 per cent.</i>
(iii) Exceeding rupees 10 lakhs but Not exceeding rupees 20 lakhs.	<i>18 per cent.</i>
(iv) Exceeding rupees 20 lakhs.	<i>20 per cent.</i>

<b>Part - II</b>	
Old Tourist Motor Cab, which is already registered and is permitted to carry more than four persons but not more than seven persons including the driver.	<b>Rate of life tax. (per cent. of the cost of the vehicle)</b>
<b>Total cost of the vehicle.—</b>	
(i) Not exceeding rupees 5 lakhs.	<i>10.5 per cent</i>
(ii) Exceeding rupees 5 lakhs but Not exceeding rupees 10 lakhs.	<i>11.5 per cent.</i>
(iii) Exceeding rupees 10 lakhs but Not exceeding rupees 20 lakhs.	<i>16.5 per cent</i>
(iv) Exceeding rupees 20 lakhs.	<i>18.5 per cent</i>

**EIGHT SCHEDULE**  
**(See sections 3,4 (1-A) (a))**  
**(Act 30 of 2023 w.e.f. 9.11.2023)**  
**Part – I**

At the time of registration New Tourist Maxi – cab, which is permitted to carry more than seven persons but not more than thirteen persons including the driver.	<b>Rate of life tax. (per cent. of the cost of the vehicle)</b>
Total cost of the vehicle.—	
(i) Not exceeding rupees 5 lakhs.	12 per cent.
(ii) Exceeding rupees 5 lakhs but Not exceeding rupees 10 lakhs.	13 per cent.
(iii) Exceeding rupees 10 lakhs but Not exceeding rupees 20 lakhs.	18 per cent.
(iv) Exceeding rupees 20 lakhs.	20 per cent.

**Part – II**

	Old Tourist Maxi-Cab at the time of assigning new registration mark under section 47 of the Motor Vehicles Act or Old Tourist Maxi-Cab plying and registered in this State, and if it's age from the month of such registration is,—	<b>Rate of life tax. (per cent. of the cost of the vehicle)</b>			
		<b>Not exceeding 5 lakhs.</b>	<b>Exceeding 5 lakhs but not exceeding 10 lakhs.</b>	<b>Exceeding 10 lakhs but not exceeding 20 lakhs.</b>	<b>Exceeding 20 lakhs.</b>
1.	Not more than one year.	<i>10.75 per cent.</i>	<i>11.75 per cent.</i>	<i>16.75 per cent.</i>	<i>18.75 per cent.</i>
2.	More than one year but not more than two years.	<i>10.50 per cent.</i>	<i>11.50 per cent.</i>	<i>16.50 per cent.</i>	<i>18.50 per cent.</i>
3.	More than two years but not more than three years.	<i>10.25 per cent.</i>	<i>11.25 per cent.</i>	<i>16.25 per cent.</i>	<i>18.25 per cent.</i>
4.	More than three years but not more than four years.	<i>10.00 per cent.</i>	<i>11.00 per cent.</i>	<i>16.00 per cent.</i>	<i>18.00 per cent.</i>
5.	More than four years but not more than five years.	<i>9.75 per cent.</i>	<i>10.75 per cent.</i>	<i>15.75 per cent.</i>	<i>17.75 per cent.</i>
6.	More than five years but not more than six years.	<i>9.50 per cent.</i>	<i>10.50 per cent.</i>	<i>15.50 per cent.</i>	<i>17.50 per cent.</i>
7.	More than six years but not more than seven years.	<i>9.25 per cent.</i>	<i>10.25 per cent.</i>	<i>15.25 per cent.</i>	<i>17.25 per cent.</i>
8.	More than seven years but not more than eight years.	<i>9.00 per cent.</i>	<i>10.00 per cent.</i>	<i>15.00 per cent.</i>	<i>17.00 per cent.</i>
9.	More than eight years but not more than nine years.	<i>8.75 per cent.</i>	<i>9.75 per cent.</i>	<i>14.75 per cent.</i>	<i>16.75 per cent.</i>
10.	More than nine years but not more than ten years.	<i>8.50 per cent.</i>	<i>9.50 per cent.</i>	<i>14.50 per cent.</i>	<i>16.50 per cent.</i>
11.	More than ten years but not more than eleven years.	<i>8.25 per cent.</i>	<i>9.25 per cent.</i>	<i>14.25 per cent.</i>	<i>16.25 per cent.</i>
12.	More than eleven years.	<i>8.00 per cent.</i>	<i>9.00 per cent.</i>	<i>14.00 per cent.</i>	<i>16.00 per cent.</i>

**NINTH SCHEDULE**

**(See sections 3 and 6)  
(Act 30 of 2023 w.e.f. 9.11.2023)**

<b>Contract carriages in respect of which temporary licence is issued-</b>	
<b>(a) Tourist motor cab-</b>	<b>Tax Rs.</b>
(i) If the temporary licence is for a period not exceeding 7 days	90.00 for one round trip
(ii) If the temporary licence is for a period exceeding 7 days but not exceeding 30 days	270.00 for one round trip
(iii) If the temporary licence is for a period exceeding 30 days but not exceeding 90 days	675.00 for one round trip
<b>(b) Tourist maxi cab-</b>	
(i) If the temporary licence is for a period not exceeding 7 days	110.00 per seat for one round trip
(ii) If the temporary licence is for a period not exceeding 30 days	240.00 per seat for one round trip
(iii) If the temporary licence is for a period exceeding 30 days but not exceeding 90 days	675.00 per seat for one round trip
<b>(c) Omni bus including sleeper coach and sleeper coach with seat in respect of which permit is granted under sub-sections (8) or (9) of section 88 of the Motor Vehicle Act.-</b>	
(i) If the temporary licence is for a period exceeding 7 days	800.00 per seat for one round trip or 1000.00 per berth for one round trip
(ii) If the temporary licence is for a period exceeding 7 days but not exceeding 30 days	2000.00 per seat for one round trip or 2500.00 per berth for one round trip
(iii) If the temporary licence is for a period exceeding 30 days but not exceeding 90 days	5000.00 per seat for one round trip or 5500.00 per berth for one round trip

**TENTH SCHEDULE**  
**(See sections 2(1) and 4(1) (d))**  
**(Act 30 of 2023 w.e.f. 9.11.2023)**  
**Construction Equipment Vehicles**

**Part – I**  
**New Motor Vehicles**

At the time of registration	<b>Rate of life tax.</b> <b>(per cent. of the cost of the vehicle)</b>  8 per cent
-----------------------------	---

<b>Part-II</b>		
<b>Old Motor Vehicles.</b>		
	At the time of assigning new registration mark under section 47 of the Motor Vehicles Act or old motor vehicles plying and registered in this State, and if its age from the month of such registration is,—	<b>Rate of life tax.</b> <i>(per cent of the cost of the vehicle)</i>
1.	Not more than one year.	7.75 per cent.
2.	More than one year but not more than two years.	7.50 per cent.
3.	More than two years but not more than three years.	7.25 per cent.
4.	More than three years but not more than four years.	7.00 per cent.
5.	More than four years but not more than five years.	6.75 per cent.
6.	More than five years but not more than six years.	6.50 per cent.
7.	More than six years but not more than seven years.	6.25 per cent.
8.	More than seven years but not more than eight years.	6.00 per cent.
9.	More than eight years but not more than nine years.	5.75 per cent.
10.	More than nine years but not more than ten years.	5.50 per cent.
11.	More than ten years but not more than eleven years.	5.25 per cent.
12.	More than eleven years.	5.00 per cent.

As per Transport Commissioner's Circular No.49/2019, the collection of fees and taxes by the Check Posts are furnished as follows:-

**Other State Goods Carriage Vehicles  
Tax Details (7 Days Only)**

RLW		TAX *	T.P FEES	SC	1% TAX *	TOTAL
From	Upto					
3001	5500	95	150	60	5	310
5501	9000	150	150	60	5	365
9001	12000	190	150	60	5	405
12001	13000	210	150	60	5	425
13001	15000	250	150	60	5	465
15001	15250	260	150	60	5	475
15251	15500	270	150	60	5	485
15501	15750	280	150	60	5	495
15751	16000	280	150	60	5	495
16001	16250	290	150	60	5	505
16251	16500	300	150	60	5	515
16501	16750	310	150	60	5	525
16751	17000	310	150	60	5	525
17001	17250	320	150	60	5	535
17251	17500	330	150	60	5	545
17501	17750	340	150	60	5	555
17751	18000	340	150	60	5	555
18001	18250	350	150	60	5	565
18250	18500	360	150	60	5	575
Upto 28000 Kgs		490	150	60	5	705
Upto 30000 Kgs		530	150	60	5	745
Upto 35000 Kgs.		630	150	60	10	850
Upto 39500Kgs.		720	150	60	10	940
Upto 41500 Kgs.		760	150	60	10	980
Upto 42000 Kgs.		770	150	60	10	990
Upto 45500 Kgs		840	150	60	10	1060
Upto 49000 Kgs.		910	150	60	10	1130
Upto 51000 Kgs.		950	150		10	1110
Upto 55000 Kgs.		1030	150	60	15	1255
If RLW of goods Vehicles exceeds 15000 Kgs. Rs.75/- for every 250 Kgs of weight. If RLW of Multi Axle Goods Vehicle exceeds 25000 Kgs.Rs.50/- for 250 Kgs of weight.						
NCP TAX FOR OTHER STATE VEHICLES			2400	10	30	2440

\* Tax & 1% Tax rounded off to next rupees.

**State Permit of other state vehicles  
Tourist taxi Tax Details  
(7 Days Only)  
(Tax per seat Rs.75/-exceeds SC:6 )**

SEATING CAPACITY	TAX	T.P FEES	SC	1% TAX *	TOTAL
5 IN ALL	60	150	60	5	275
7 IN ALL	450	150	60	5	665
8 IN ALL	525	150	60	5	740
9 IN ALL	600	150	60	5	815
10 IN ALL	675	150	60	5	890
11 IN ALL	750	150	60	5	965
12 IN ALL	825	150	60	5	1040
13 IN ALL	900	150	60	5	1115
<b>ALL INDIA PERMIT ( 7 DAYS ONLY )</b> (Tax per seat Rs.75/-exceeds SC:6 )					
SEATING CAPACITY	TAX	FEES	S/ C	1% Tax *	TOTAL
5 IN ALL	60	N/A	10	5	75
7 IN ALL	450	N/A	10	5	465
8 IN ALL	525	N/A	10	5	540
9 IN ALL	600	N/A	10	5	615
10 IN ALL	675	N/A	10	5	690
11 IN ALL	750	N/A	10	5	765
12 IN ALL	825	N/A	10	5	840
13 IN ALL	900	N/A	10	5	915
Other State Omni Buses Taxes U/S 88(8)& 88(9) of Motor Vehicles Act,1988.(Act 32/2019)					
PERIOD	Per Seat	Per Sleeper Berth			
Not Exceeding 7 days	800	1000			
Exceeding 7 days but Not Exceeding 30 days	2000	2500			
Exceeding 30 days but Not Exceeding 90 days	5000	5500			
<b>TAMIL NADU BOUND VEHICLES 7 days.</b>					
PERIOD	FEES	S/c	Total		
7 Days	150	50	200		

**FEES:**

**Rule 32 (Fees details under Central Motor Vehicles Rules, 1989):Amendment as per G.S.R1183(E) Notification Dated: 29.12.2016 and subsequently amended in G.O.486 Dated:31.05.2017and Govt. Letter No.39821 /Tr.V / 2017-1, Home (Transport V) dated 12.06.2017**

The Fees which shall be charges under the provisions of this Chapter shall be as specified in the Table below:-

Sl.No (1)	Purpose (2)	Amount (3)	Rule (4)	Section (5)
1.	Issue of learner's licence in Form 3 for each class of vehicle	One hundred and fifty rupees	10	8
2.	Learner's licence test fee or repeat test fee, as the case may be	Fifty rupees		27(q)
3.	For test, or repeat test, as the case may be, of competence to drive( for each class of vehicle)	Three hundred rupees	14(1)(b)	9
4.	Issue of a driving licence	Two hundred rupees	14(1)(b)	9
5.	Issue of International Driving Permit	One thousand rupees	14(2)(b)	9
6.	Addition of another class of vehicle to drive licence	Five hundred rupees	17 (1) (d)	11
7.	Endorsement or renewal of authorization for vehicle carrying hazardous goods	One hundred rupees	9	27(q)
8.	Renewal of a driving licence	Two hundred rupees	18 (1) (a)	15
9.	Renewal of driving licence for which application is made after the grace period	Three hundred rupees <b>Note:</b> (No additional fee for delay )as per Govt. Letter No.39821 /Tr.V / 2017-1, Home (Transport V) dated 12.06.2017		15
10.	Issue or renewal of licence to a school or establishment imparting instructions in driving	Ten thousand rupees	24(2)	12
11.	Issue of duplicate licence to the school or establishment imparting instructions in driving	Five thousand rupees	26(2)	12
12.	An appeal against the orders of licensing authority referred to in rule 29	Five hundred rupees	30(1)	17
13.	Any application for change in address or any other particulars recorded in the driving license e.g.address etc	Two hundred rupees		27(q)

**Note:** 1.Where a Smartcard Type driving licence is issued in Form 7, an additional fee of two hundred rupees shall be levied.

1. The fees specified at serial numbers 1,2 and 3 of the Table above shall be paid collectively at the time of submission of application for issue of learner's licence or driving licence or for endorsement of another class of vehicle, as the case may be.

**81. Fees.**—The fee which shall be charged under the provisions of this Chapter shall be as specified in the table below:

TABLE

S.No.	Purpose	Amount	Rule	Section
(1)	(2)	(3)	(4)	(5)
1.	Grant or renewal of trade certificate in respect of each vehicle:		34(1)	—
	(a)Motorcycle	Five hundred rupees		
	(b)Invalid carriage	Five hundred rupees		
	(c) Others	One thousand rupees		
2.	Duplicate trade certificate:			
	(a)Motorcycle	Three hundred rupees		
	(b)Invalid carriage	Three hundred rupees		
	(c) Others	Five hundred rupees		
3.	Appeal under rule 46	One thousand rupees	46(1)	—
4.	Issue or renewal of certificates of registration and assignment of new registration mark:	Fifty rupees	47(1), 52(1), 54(1), 76(1)and 78(1)	
	(a)Invalid carriage			
	(b)Motorcycle	Three hundred rupees		
	(c )Three wheeler/Quadricycle/Light Motor Vehicles:			
	(i) Non-Transport	Six hundred rupees		
	(ii) Transport	One thousand rupees		
	(d)Medium goods vehicle	One thousand rupees		
	(e) Medium passenger motor vehicle	One thousand rupees		
	(f) Heavy goods vehicle	One thousand rupees		
	(g) Heavy passenger motor vehicle	One thousand rupees		
	(h) Imported motor vehicle	Five thousand rupees		
	(i) Imported motor cycle	Two thousand and five hundred rupees		
	(j) Any other vehicle not mentioned above	Three thousand rupees		
	<b>Note 1:</b> Additional fee of two hundred rupees shall be levied if the certificate of registration is a smart card type issued or renewed in Form 23A <b>Note 2:</b> (No additional fee for delay ) as per Govt. Letter No.39821 /Tr.V / 2017-1, Home (Transport V) dated 12.06.2017			
5.	Issue of duplicate certificate of registration	Half of the fee mentioned against Serial No.4	53(2)	
6.	Transfer of ownership	Half of the fee mentioned against Serial No. 4 <b>Note:</b> (No additional fee for delay ) as per Govt. Letter No.39821 /Tr.V / 2017-1, Home (Transport V) dated 12.06.2017	55(2)(iii), 55(3), 56(2)(a) and 57(1)(a)	---
7.	Change of residence	Half of the fee mentioned against Serial No.4	59	

		<b>Note:</b> (No additional fee for delay ) as per Govt. Letter No.39821 /Tr.V / 2017-1, Home (Transport V) dated 12.06.2017		
8.	Recording alteration in the certificate of registration	Half of the fee mentioned against Serial No.4	—	
9.	Endorsing hire-purchase/lease/hypothecation agreement		60	—
	(a)Motor cycle	Five hundred rupees		
	(b) Three wheeler/quadracycle/light motor vehicle	Eight hundred rupees		
	(c)Medium or heavy vehicle <b>Note:</b> No separate fee will be levied for cancellation of lease, etc or for issue of fresh certificate of Registration thereafter.	Eight Hundred rupees		
10.	Conducting test of a vehicle grant or renewal of certificate of fitness:		62 (2)	
	(a)Motor cycle	(i) Manual: Two hundred rupees (ii) Automated: Four hundred rupees		
	(b)Three wheeled or light motor vehicle or quadracycle	(i) Manual: Four hundred rupees (ii) Automated: Six hundred rupees		
	(c)Medium or heavy motor vehicle	(i) Manual: Six hundred rupees (ii) Automated: One thousand rupees		
11.	Grant or renewal of certificate of fitness for motor vehicle	Two hundred rupees <b>Note:</b> (No additional fee for delay ) as per Govt. Letter No.39821 /Tr.V / 2017-1, Home (Transport V) dated 12.06.2017	62 (2)	
12.	Grant or renewal of letter of authority	Fifteen thousand rupees	63(2)(a)	
13.	Issue of duplicate letter of authority	Seven thousand and five hundred rupees	66(2)	—
14.	Appeal under rule 70	Three thousand rupees	71(1)	—
15.	Any application not covered under entries at Serial Nos. 1 to 14 above	Two hundred rupees		64(p)

**Note 1:** For the removal of doubts, it is hereby clarified that medium passenger motor vehicle, heavy goods vehicle, imported motor vehicle or any other vehicle not mentioned against Serial No. 4 of the above Table include both transport and non-transport vehicles.

**Note 2:** Where the certificate of registration issued is in the form of any Smart Card type, an additional fee of rupees two hundred shall be charged *except* in the case of issue of fresh certificate of registration after cancellation of hire purchase or lease or hypothecation agreement.

Table (Under Rule 49)  
Driving Licence

<b>Sl.No.</b>	<b>Purpose</b>	<b>Amount</b>
(1)	(2)	(3)
1.	For grant of authorisation to drive a transport vehicle	15
2.	For appeal against the order of a licensing authority	40
3.	For issue of certified copy	10
4.	For duplicate driving licence	15
5.	For effecting change of address in driving licence	15

Table (Under Rule 86)  
Conductor Licence Fee

<b>Sl.No.</b>	<b>Purpose</b>	<b>Amount</b>
(1)	(2)	(3)
1.	For appeal against the refusal to issue or renew or revocation or disqualification of conductor licence by licensing authority	15
2.	For duplicate conductor's licence	15
3.	For change of address in conductor's licence	15

Table (Under Rule 98)  
Period of delay

<b>Sl.No.</b>	<b>Purpose</b>	<b>Amount</b>
(1)	(2)	(3)
1.	For a period not exceeding 30 days	40
2.	For a period exceeding 30 days but not exceeding 60 days	75
3.	For a period exceeding 60 days	100

Table (Under Rule 105-A)  
Period of delay

<b>Sl.No.</b>	<b>Purpose</b>	<b>Amount</b>
(1)	(2)	(3)
1.	For a period not exceeding 30 days	40
2.	For a period exceeding 30 days but not exceeding 60 days	75
3.	For a period exceeding 60 days	100

Table (Under Rule 109)  
Period of delay

<b>Sl.No.</b>	<b>Purpose</b>	<b>Amount</b>
(1)	(2)	(3)
1.	For a period not exceeding 30 days	40
2.	For a period exceeding 30 days but not exceeding 60 days	75
3.	For a period exceeding 60 days	100

Table (Under Rule 113)  
Registration Change of Address  
Period of delay

Sl.No.	Purpose	Amount
(1)	(2)	(3)
1.	For a period not exceeding 30 days	40
2.	For a period exceeding 30 days but not exceeding 60 days	75
3.	For a period exceeding 60 days	100

**Table (Under Rule 132)**

Registration Advance Number and other fees (Amendment to The Tamil Nadu Motor Vehicle Rules  
1989 G.O. Ms. No. 301, Home Transport VI dated 10.4.2012)

Sl. No	Purpose	Amount in Rs.
(1)	(2)	(3)
<b>1. (a)</b>	<b>For advance registration number allotted by Government:-</b>	
(i)	<b>For the first four series, that is, current series and next three series</b>	<b>40,000</b>
(ii)	<b>From 5<sup>th</sup> series to 8<sup>th</sup> series</b>	<b>60,000</b>
(iii)	<b>From 9<sup>th</sup> series to 10 series</b>	<b>1,00,000</b>
(iv)	<b>for 11<sup>th</sup> and 12<sup>th</sup> series</b>	<b>2,00,000</b>
2. (b)	For allotment of advance registration numbers by the Registering Authority	
(i)	for motor cycles not exceeding 50 cc	1000
(ii)	for motor cycles exceeding 50 cc and three wheelers and auto rickshaw	2000
(iii)	for vehicle whose value less than Rs. 4.00 lakhs	10,000
(iv)	For imported cars or other vehicle whose value is above Rs.4.00 lakhs	16,000
2	For temporary registration or extension of validity of temporary registration	40
3	For grant of permission for certificate of fitness in other region	75
4	For revocation of CFX Notice	75
5	For issue of Duplicate Certificate of Fitness	15
6	<b>For appeal against the order of Registering Authority or Motor Vehicles Inspector.</b>	55
7	<b>For issue of certified copy of documents</b>	40
8	For issue of certificate of test to measure the standard of smoke or the levels of other pollutants or both	
(i)	For Motor cycle or Light Motor Vehicles(three wheeler)	15
(ii)	For Light Motor Vehicles(Four Wheeler)	25
(iii)	for medium goods vehicle, medium passenger motor vehicle, heavy goods vehicle or heavy passenger motor vehicle.	50
9	For grant of authorization	1000
10	For renewal of authorization	500
11	For the late application for renewal for a calendar month	100
12	For appeal against the orders of the Transport Commissioner	100

## GOVERNMENT NUMBERS

(As per G.O. M.S. No. 209, HOME (Trpt.B. on 27.1.1998)

1	345	2727	7171
2	444	2728	7172
3	456	3000	7337
4	555	3003	7575
5	567	3030	7576
6	666	3333	7777
7	678	3456	8000
9	777	4000	8118
10	786	4004	8181
11	789	4040	8448
22	888	4444	8484
33	999	4567	8586
44	1000	4777	8888
55	1001	5000	9000
66	1212	5005	9009
77	1234	5050	9090
81	1990	5555	9091
88	2000	6000	9097
99	2002	6006	9779
100	2020	6060	9797
101	2121	6666	9999
123	2222	6789	
222	2345	7000	
234	2525	7007	
333	2626	7070	

**As per G.O.Ms.No.1195, Home (Transport VII), dated 1.7.1989,** based on the Government of India Notification S.O.No.444(E) dated 12.7.89, the registration mark to be assigned under sub-section (6) of Section 41 of the Motor Vehicles Act 1988 (Central Act-59 of 1988) by the Registration Authorities in the State of Tamil Nadu shall be

1. The Registration mark shall consists of the group of letters "TN" followed by the code number of registering authorities and number not more than four figures.
2. Where the four figures referred to above reaches 9999 the next series shall begin with alphabet "A" followed by not more than four figures and thereafter with alphabet "B" followed by not more than four figures and so on until all the alphabets **excluding the alphabets "I" and "O"** are exhausted.
3. In the case of a single **Unit Office** in a district, the series shall begin with alphabet **"Z"**. If there are more than one Unit office in the district, each Unit Office shall be allotted with a separate alphabet namely , **"Z","Y","X"** and so on.
4. The group of letters and code number shall be in the top line and the number not exceeding four figures (with or without alphabet) in the bottom line.

5. In the case of vehicles belonging to **Government departments**, the series shall begin with alphabet **"G"**.
6. In the case of vehicles belonging to **State Transport Undertakings** , the series shall begin with alphabet **"N"**.
7. The registering authority shall allocate such block numbers as are necessary to the Unit Offices in "G" and "N" series for registration of vehicles belonging to Government and State Transport Undertakings respectively.

**Table (Under Rule 206)**  
**Compounding fee**

Sl. No	Class of Vehicle	Minimum per day of suspension	Maximum for the whole period of suspension
		Rs.	Rs.
1	Stage Carriage - a) For Plying without a tax or permit or for overload b) For other offences	300 100	9,000 3,000
2	Goods Carriage - a) For Plying without a tax or permit or for overload b) For other offences	100 50	5,000 1,500
3	Contract Carriage - a) Maxi cab b) Taxis (big, medium and baby) Autorickshaws	100 100 100	1,000 500 500
4	Omni buses including luxury tourist coaches and omni buses covered by private service permit i) for plying without payment of tax or permit or for overload ii) for other offences	500 200	10,000 5,000

**Table (Under Rule 279)**

Sl. No	Purpose	Amount in Rs.
(1)	(2)	(3)
1	For appeal before the STAT	750
2	For Revision Petition before STAT	750
3	For supply of certified copy of document by transport Authorities	30
4	For granting permission for stoppage of vehicle (for all class of vehicle)	40
5	For grant of permit-	
	(a) Stage Carriage	1500
	(b) Goods Carriage	1200
	(c) Contract Carriage- Autorickshaw	300
	(d) Contract Carriage -Motor Cab	525
	(e) Contract Carriage -Maxi Cab	750
	(f) Contract Carriage -Omni bus	1500

Sl. No	Purpose	Amount in Rs.
	(g) Private Service Vehicle	750
	(h) National Permit(Goods Carriage)	1500
	(i) Tourist Motor Cab (All India and South Zone permit)	750
	(j) Tourist Maxi Cab (All India and South Zone permit)	1125
	(k) Tourist Omni Bus – All India& South Zone permit	1500
	(l) Educational Institution Bus	300
6	For Renewal of Permit-	
	(a) Stage Carriage	750
	(b) Goods Carriage	600
	(c) Contract Carriage- Autorickshaw	150
	(d) Contract Carriage -Motor Cab	265
	(e) Contract Carriage -Maxi Cab	375
	(f) Contract Carriage -Omni bus	750
	(g) Private Service Vehicle	375
	(h) National Permit(Goods Carriage)	750
	(i) Tourist Motor Cab (All India and South Zone permit)	375
	(j) Tourist Maxi Cab (All India and South Zone permit)	565
	(k) Tourist Omni Bus – All India and South Zone permit	750
	(l) Educational Institution Bus	150
7	For belated application for renewal of permit (additional fee) for	
	(a) All classes of vehicles except contract carriage, Auto-rickshaw, Motor Cab and Educational Institution Bus	300
	(b) Contract Carriage and Motor Cab	150
	(c) Autorickshaw and Educational Institution bus	100
8	For grant of State-wide permit for goods carriage(additional fee)	150
9	For renewal of State-wide Permit for goods carriage(additional fee)	75
10	For grant of State-wide permit for contract carriage(additional fee)	300
11	For renewal of State-wide permit for contract carriage(additional fee)	150
12	For grant of State-wide permit for contract carriage Autorickshaw permit for the region comprising ChennaiCity and Chengalput district(additional fee)	25
13	For renewal of State-wide permit for contract carriage Autorickshaw permit for the region comprising ChennaiCity and Chengalput district(additional fee)	10
14	For grant of temporary permit	150
15	For grant of special permit	150
16	For grant of counter-signature of temporary permit for other state vehicle	150
17	for endorsement of permit of this state vehicle	75
18	For endorsement of renewal of permit in respect of this state	75
19	For endorsement of permit for a vehicle of other state	450
20	For grant of extension of validity of permit in respect of this state	150
21	for grant of extension of validity of permit in respect of other state vehicle	450

Sl. No	Purpose	Amount in Rs.
22	For renewal of extension of validity of permit in respect of this state vehicle	75
23	For renewal of extension of validity of permit in respect of other state vehicle	300
24	For an application for nomination in respect of each goods carriage covered by permit in this state for countersignature of permit to ply in any other state on single point tax	450
25	For replacement of vehicles by another not involving variation of permit	150
26	For surrender of permit for cancellation	40
27	For Transfer of Permit	
	(a) Stage Carriage	2400
	(b) Goods carriage (including Goods Carriage covered by National Permit)	600
	(c) Contract Carriage Omni bus (including Omni Buses covered by All India Tourist Permit and South Zone Permit)	6000
	(d) Contract Carriage Maxi Cab (including Maxi Cab covered by All India Tourist Permit and South Zone Permit)	1200
	(e) Contract Carriage Motor Cab (including Motor Cab covered by All India Tourist Permit and South Zone Permit)	600
	(f) Contract Carriage Autorickshaw	350
28	For transfer of permit on the death of permit holder	
	(a) Stage Carriage and Contract Carriage Omni bus ( including All India Tourist Permit and South Zone Permit)	600
	(b) Other Transport Vehicle	240
29	for continuance of endorsement or extension of validity of permit	
	(a) Stage Carriage and Contract Carriage Omni bus	600
	(b) Other Transport Vehicle	180
30	for continuance of counter signature of permit in respect of other state vehicle	
	(a) Stage Carriage and Contract Carriage Omni bus	1200
	(b) Other Transport Vehicle	420
31	for continuance of countersignature of permit in respect of other state vehicle on the death of permit holder	240
32	for issue of duplicate permit	30
33	for issue of duplicate extension of validity of permit	30
34	for issue of duplicate endorsement	15
35	For variation of permit or variation of endorsement or extension of validity of permit otherwise than by change of timings	450
36	for grant of agent or canvasser license in respect of Public Service vehicle	45
37	for renewal of an agent or canvasser licence in respect of Public service vehicle	25
38	for issue of duplicate or canvasser licence	15
39	for grant of an agent or canvasser licence (goods booking, forwarding and distributing agent) for principal place or each branch office	450
40	for renewal of agent or canvasser license (goods booking, forwarding and distributing agent) for principal place or each branch office	300

Sl. No	Purpose	Amount in Rs.
41	(a) for appeal against refusal of agent or canvasser license for(goods booking, forwarding and distributing agent)	75
	(b) for appeal against the refusa of agent or canvasser licence for sale of tickets	15
42	for grant of permission of each goods carriage to carry large number of persons	75
43	For grant of approval of scheme for construction of public stand or for renewal thereof	
	(a) "A" Class	150
	(b) "B" Class	75
	(c) "C" Class	40
	(d) "D" Class	25
44	For effecting change of address in the permit	75
45	For reporting alteration	40
46	Variation of permit on replacement of vehicle in respect of counter-signature on interstate permits - for making entries in counter signature of permit	300
47	Variation of permit on replacement of vehicle in respect of inter regional permit for making entries in the counter signature portion of the permit	40
48	For fixation or revision of schedule of timings	600
49	For grant of exemption from any of the provision of rules under this chapter for each vehicle by Govt.	150

### The Tamil Nadu Motor Vehicle Rules 368:

The fee which shall be charged under the provisions of this Chapter shall be as specified in the Table below; such fee shall be paid through the Indian Overseas bank or by cash in the Regional Transport Office or in the Office of the State Transport Authority or through challan at the Government Sub- Treasury or Treasury:

Provided that in granting of exemption by the Government, the fee shall be paid only by means of treasury challan or an Indian Overseas Bank receipt:-

Sl.No	Purpose	Amount	Rule	Section
(1)	(2)	(3)	(4)	(5)
1	For grant of permission to carry advertisement in motor vehicle	Rs.150	343	--
2	For approval of a new design of a trailer which have single axle	Rs. 750	351	--
3	For approval of a new design of a trailer which have more than one axle	Rs. 1500	351	--
4	For granting exemption by Government	Rs. 300	366	--

**Enhancement of spot fine/Extension of spot fine to all Districts and delegation of powers to Sub-Inspectors of police (Traffic) Notification under section 200 (1) of the Motor Vehicles Act 1988, G.O. Ms.No.758, Home (Tr.VII) Dept., Dated 19.10.2022.**

**TABLE-I**

<b>Sl. No. (1)</b>	<b>Officers (2)</b>	<b>Areas (3)</b>	<b>Sections (4)</b>
1.	All Police Officers not below the rank of Special Sub-Inspectors of Police, including Traffic Police.	Entire State of Tamil Nadu except the check posts of Transport Department.	All sections, except sub-sections (1), (2) and (3)(a) and 3(b) of section 178, sub-section (2) of section 182, sub-sections (1), (3) and (4) of section 182A, sub-section (1) of 192A, sub-sections (1), (1A) and (2) of section 194 and section 194A, specified in Table-II.
2.	Motor Vehicles Inspectors (Non-Technical)	Check Post of Transport Department.	All sections, except sub-section (4) of section 182A, sub-sections (1)(i) and (1)(ii) of section 183, section 184, sub-sections (1) and (2) of section 194B, section 194C and section 194D, specified in Table-II.
3.	Officers of Transport Department not below the rank of Motor Vehicles Inspectors (Grade-II).	Entire State of Tamil Nadu except the check posts of Transport Department.	All the Sections specified in Table II.

**TABLE-II**

<b>Sl. No. (1)</b>	<b>Nature of offence (2)</b>	<b>Section under which the offence is punishable (3)</b>	<b>Amount (Rs.)</b>	
			<b>First offence (4)</b>	<b>The second and subsequent offence (5)</b>
1.	Contravention of any provision of the Motor Vehicles Act, 1988 or of any rules made thereunder if no penalty is provided for the offence under the said Act.	177	500	1,500
2.	Failure to renew registration of Motor Vehicle.	177	500	1,500
3.	Failure to apply for re-registration within 12 months on removal of motor vehicle from other State.	177	500	1,500
4.	Failure of the transferor or transferee to report about transfer of ownership of motor vehicle within prescribed period.	177	500	1,500
5.	Willfully removing, altering, defacing or tampering with traffic signs.	177	500	1,500

Sl. No.	Nature of offence	Section under which the offence is punishable	Amount (Rs.)	
			First offence	The second and subsequent offence
(1)	(2)	(3)	(4)	(5)
6.	Violation of mandatory traffic signs.	177	500	1,500
7.	Leaving the motor vehicle in dangerous position at public place.	177	500	1,500
8.	Carrying person on running board or otherwise than within the body of the motor vehicle.	177	500	1,500
9.	Travelling on the running board or on the top of the bonnet of the motor vehicle.	177	500	1,500
10.	Allowing any person/ passenger to stand or sit or place anything in a manner as to hamper the control of driver.	177	500	1,500
11.	Allowing the motor vehicle to remain stationary without a licensed driver on the driver seat or stopping mechanism.	177	500	1,500
12.	Failure to produce Driving License, Conductor's License, Registration Certificate, Permit, Fitness Certificate and Insurance Certificate on demand.	177	500	1,500
13.	Failure to stop at unguarded Railway level crossing to ensure that no train or trolley is coming.	177	500	1,500
14.	Travelling in a stage carriage without having a proper pass or ticket or being in or having alighted from a stage carriage failure or refusal to present for examination or to deliver up the pass or ticket immediately.	178(1)	500	-
15.	Dereliction of duty on the part of the conductor of the stage carriage/the driver of a stage carriage performing the functions of a conductor in such stage carriage, who (i) Fails or refuses to accept the fare/supply, (ii) Fails or refuses to supply a ticket after collecting the fare, (iii) Supplies an invalid ticket, (iv) Supplies a ticket of a lesser value and etc...	178(2)	500	-
16.	Refusal to ply the contract carriage or to carry the passengers of two wheeled or three wheeled motor vehicles.	178(3)(a)	50	-
17.	Refusal to ply or to carry the passengers in any other case.	178(3)(b)	500	-

Sl. No.	Nature of offence	Section under which the offence is punishable	Amount (Rs.)	
			First offence	The second and subsequent offence
(1)	(2)	(3)	(4)	(5)
18.	Disobedience of orders of the authority, obstruction of the discharge of duty by the authority and refusal to give information.	179(1)	2,000	-
19.	Giving false information to the authority concerned.	179(2)	2,000	-
20.	Allowing unauthorized persons to drive any motor vehicle.	180	5,000	-
21.	Driving a motor vehicle without driving licence in contravention of section 3 or section 4 of the Act.	181	5,000	-
22.	Offences relating to driving licence (Driving the motor vehicle by a person who is disqualified from holding or obtaining a driving licence or applying for or obtaining a driving licence without disclosing the previous endorsements)	182(1)	10,000	-
23.	Offences relating to conductor's licence (Acting as a conductor when disqualified from holding or obtaining conductor's license or applying for or obtaining a conductor's licence without disclosing the previous endorsements).	182(2)	10,000	-
24.	Being a manufacturer, importer or dealer of motor vehicles, selling or delivering or altering or offering to sell or deliver or alter a motor vehicle in contravention of the provisions of Chapter VII.	182A(1)	1 lakh per such Motor Vehicle.	-
25.	Selling or offering to sell or permitting the sale of any component of a motor vehicle notified as a critical safety component by the Central Government and which does not comply with Chapter VII of the Act or the rules and regulations made thereunder.	182A(3)	1 lakh per such component	-
26.	Being the owner of a motor vehicle, altering the motor vehicle, including by way of retrofitting of motor vehicle parts, in a manner not permitted under the Act or the rules and regulations made thereunder.	182A(4)	5,000 Per such alteration	-
27.	Contravention of the provisions of section 62(A).	182B	5,000	-
28.	Driving at excessive speed, etc., (1) Whoever drives or causes any person who is employed by him or subjects someone under his			

Sl. No.	Nature of offence	Section under which the offence is punishable	Amount (Rs.)	
			First offence	The second and subsequent offence
(1)	(2)	(3)	(4)	(5)
	control to drive in contravention of speed limit referred to in section 112.  (i) Light Motor Vehicle	183(1)(i)	1,000	-
	(ii) Medium or Heavy Motor Vehicle (Goods and Passengers)	183(1)(ii)	2,000	-
29.	Driving dangerously (rash and negligent driving) Use of handheld communication devices while driving.	184	1,000	10,000
30.	Driving a motor vehicle when mentally or physically unfit to drive.	186	1,000	2,000
31.	Using motor vehicle for racing (or) trials of speed on public road without proper permission.	189	5,000	10,000
32.	Driving or allowing to drive a motor vehicle in a public place violating the standards prescribed for road safety, control of air/noise pollution.	190(2)	10,000	10,000
33.	Using motor vehicle without registration.	192(1)	2,500	5,000
34.	Driving or allowing to drive a motor vehicle as transport vehicle without permit or in contravention of permit conditions.	192A(1)	10,000	10,000
35.	Driving a motor vehicle or crossing or allowing a motor vehicle to be driven in contravention of sections 113, 114 and 115 (exceeding permissible weight)	194(1)	20,000 and additional amount of 2,000 per tone of excess load.	-
36.	Refusal to stop the motor vehicle, refusal to submit it to weighing and removal of excess load prior to weighing.	194(2)	40,000	-
37.	Driving a motor vehicle or causing or allowing a motor vehicle to be driven in such a manner that the load or any part thereof extends laterally beyond the side of the body or to the front or to the rear or in height beyond the permissible limit.	194(1A)	20,000	-
38.	Carrying of excess passengers in Transport Vehicle beyond the permitted seating capacity.	194A	200 per excess passenger	-

Sl. No.	Nature of offence	Section under which the offence is punishable	Amount (Rs.)	
			First offence	The second and subsequent offence
(1)	(2)	(3)	(4)	(5)
39.	Driving a motor vehicle without wearing safety belt and carrying passengers without wearing seat belt, except in the cases under the proviso to sub-section (1) to section 194B.	194B(1)	1,000	-
40.	Driving of a motor vehicle or causes or allows the motor vehicle to be driven with a child who having not attained the age of 14 years is not secured by a safety belt or a child restraint system.	194B(2)	1,000	-
41.	Driving of a motor cycle or causing or allowing a motor cycle to be driven in contravention of the provisions of section 128 of the Motor Vehicles Act, 1988 or the rules or regulations made thereunder. (Excess persons in motor cycle beyond the capacity).	194C	1,000	-
42.	Driving a motor cycle or causing or allowing a motor cycle to be driven in contravention of the provisions of section 129 of the Motor Vehicles Act, 1988 or the rules or regulations made thereunder. (Wearing of protective headgear by the rider and the pillion rider).	194D	1,000	-
43.	Failure to draw to the side of the road on the approach of an ambulance or fire service vehicle or other emergency vehicles, while driving a motor vehicle.	194E	10,000	-
44.	Blowing horn unnecessarily/ needlessly or blowing in prohibited areas or drives a motor vehicle which makes use of a cut-out by which exhaust gases are released other than through the silencer.	194F	1,000	2,000
45.	Driving a motor vehicle in contravention of section 146 of the Act. (Driving uninsured vehicles).	196	2,000	4,000
46.	Unauthorized interference with a motor vehicle. (Entry/tempering the mechanism of the vehicle)	198	1,000	-

### 23. The Tamil Nadu Motor Vehicle Rules 431: Levy of Service Charges:

For the services rendered by officers or authorities under the said Act, Service Charges at the rates as specified in the Table below, shall be collected, in respect of all statutory transactions undertaken in the offices of the Transport Department of this State, in addition to the fees payable under the Act. Such charges shall be paid in cash along with payment of fees or tax:

Sl.No	Transactions	Amount of Service Charges
(1)	<b>LICENCE:</b>	
	Learner licence	30.00
	Non - transport driving licences (all Statutory transactions)	100.00
	Transport driving licence (All statutory transactions)	50.00
	International driving permit	500.00
	Grant/Renewal/Issue of duplicate licence to a school or establishment for imparting instructions in driving (valid* for 5 years)	1000.00
(2)	<b>REGISTRATION AND RE-REGISTRATION OF MOTOR VEHICLES</b>	
	Two and three wheelers	100.00
	Above three wheelers	200.00
	Temporary registration	100.00
	Renewal of registration	50.00
	Transfer of ownership, hire purchase endorsement/termination, alteration, duplicate registration certificate	25.00
	No objection Certificate	50.00
	Issue /Renewal of fitness certificate for auto rickshaw	25.00
	Issue /Renewal of fitness certificate other than auto rickshaw ( No service charge for temporary fitness certificate)	50.00
2.9	(1) Grant/Renewal of trade certificate in respect of each vehicle - Motor cycle	50.00
	Others	200.00
	(2) Duplicate Trade Certificate - Motor cycle	30.00
	Others	100.00

<b>Sl.No</b>	<b>Transactions</b>	<b>Amount of Service Charges</b>
3	<b>PERMITS:</b>	
3.1	Issue of auto rickshaw permit including renewal/duplicate/change of address/Surrender/Replacement of vehicle/Replacement of permit/ Transfer of - permit	50.00
3.2	Issue of permit other than auto rickshaw permit including renewal/ Duplicate/Change of address /Surrender/Replacement of permit/Transfer of permit/ Transfer of permit on death	100.00
3.3	Issue of Temporary permit, all types of authorizations	
4	Grant of licence for a testing station engaged in testing motor vehicles for smoke emission level and carbon monoxide level (valid for one year)	200.00
	Renewal of licence for Testing station engaged in Testing motor vehicles for smoke emission level and carbon monoxide level (valid for one year)	200.00
5	Grant of agent /canvasser licence (for goods booking, forwarding and distributing agent)	200.00
	Renewal of agent/canvasser licence (for goods booking, forwarding and distributing agent)	100.00
	Grant of permission to carry advertisement in motor vehicle taxation	50.00
	Collection of Tax for transport Vehicles (No service charge for non - transport vehicles)	10.00
	Others	50.00

Provided that all motor vehicles specifically designed or adopted for the use of handicapped persons are exempted from payment of Service Charges provided that the adopted vehicles are used only by the physically handicapped persons.

## 24. TARGET AND COLLECTION

### ABSTRACT FOR REVENUE COLLECTION

(Rs. in crore)

Year	Target	Revenue collection	% of Achievement	Checkpoint collection
2014-15	4279.53	3829.14	89.48	143.32
2015-16	4384.99	4234.24	96.56	199.33
2016-17	4733.07	4855.14	102.58	229.95
2017-18	5635.22	5362.91	95.17	254.66
2018-19	5918.82	5572.77	94.15	249.03
2019-20	6018.63	5674.54	94.28	328.26
2020-21	4566.46	4561.17	99.88	95.71
2021-22	5635.02	5627.40	99.86	123.16
2022-23	7637.21	7513.33	98.38	216.78
2023-24	9229.35	9374.63	101.57	222.78
2024-25	11998.04	11018.97	91.84%	212.73

The Revenue collection (unreconciled) is Rs.11018.97 Crores which is 91.84% collection over the proportionate target of Rs.11998.04 Crores.

## TARGET AND COLLECTION

**The Revenue Target fixed by the Government for the financial year 2020-21 is Rs.6897.73 (in Crore)** which is 21.55% over previous year collection of 2019-20 is Rs.5674.54 (in crore). It was further reduced by (-) 33.79% under Revised Estimate Rs. 4566.46 (in Crore).

**The Revenue Target fixed by the Government for the financial year 2021-22 is Rs. 6581.75 Cr.** registering the growth of 22.30% over previous year collection 2020-21 which is Rs.4561.17 Cr. plus expected revenue of Rs.1000 Cr. towards augmentation of revenue if implemented. It was further reduced by (-) 14.38% under Revised Estimate Rs. 5635.02 (in Crore).

**The Revenue Target fixed by the Government for the financial year 2022-23 is Rs.8649.00 (in Crore),** registering the growth of 53.69% over previous year collection of 2021-22 which is Rs.5627.40 (in crore). **It was further reduced to Rs.7637.21 in Revised Estimate.**

**The Revenue Target fixed by the Government for the financial year 2023-24 is Rs.8782.79 (in Crore)** which is 16.89% over previous year collection 2022-23 which is Rs.7513.33 (in crore). **It was further fixed by the Government under Revised Estimate for the financial year 2023-24 as Rs. 9229.35 Crore.**

**The Revenue Target fixed by the Government for the financial year 2024-25 is Rs.11560 Cr.** registering the growth of **23.31%** over previous year collection 2023-24 which is Rs. **9374.63Cr.** **It was further fixed by the Government under Revised Estimate for the financial year 2024-25 as Rs. 11998.04 Crore.**

The Collection of Revenue for the years from 2015-16 to 2024-25 comparison  
is given below: (Rs. In Lakhs)

Sl. No	Month	2015-16	2016-17	2017-18	2018-19	2019-20	2020-21	2021-22	2022-23	2023-24	2024-25	
		Collection ( un reconciled)										
1	Apr	39365.99	44688.00	49057.00	58305.00	58281.29	1797.14	51151.19	63259.26	68089.06	98714.92	
2	May	46265.69	50457.00	60940.00	60498.26	62625.14	18103.99	17371.05	70973.71	76796.46	104515.98	
3	Jun	29180.26	35151.00	43285.00	39335.00	37532.51	33265.27	25463.52	54564.92	63262.47	74702.42	
4	July	31986.65	36828.00	36462.00	44307.61	45889.98	28708.46	51131.52	55350.59	61861.29	91317.64	
5	Aug	36123.43	45532.00	46899.00	49421.02	47874	31296.33	58986.28	67966.82	74766.65	95801.93	
6	Sep	29439.31	35070.00	39362.00	38333.00	37817.6	39331.82	46890.1	57650.53	59762.44	78375.40	
7	Oct	31739.13	35752.00	39947.00	42838.00	41657.09	45772.57	42109.43	55061.2	81116.79	84151.35	
8	Nov	39816.58	46448.00	51382.00	49244.00	54305.02	45600.74	52805.11	67656.25	77961.64	98030.54	
9	Dec	23652.77	24935.00	33907.00	35955.88	39481.34	45656.22	43667.35	52757.79	70262.08	73419.32	
10	Jan	33545.98	37940.00	46264.00	47749.00	50202.86	47661.00	53109.69	61633.55	96317.32	108882.86	
11	Feb	41793.12	44119.00	47273.00	48236.00	49684.94	58255.16	56027.84	65319.26	100079.2	90671.13	
12	Mar	37890.35	46957.00	42362.00	44677.00	41065.91	54292.45	57904.1	65252.27	86767.45	83815.52	
											e challan	19499.00
<b>Total</b>		<b>420799.26</b>	<b>483877.00</b>	<b>537140.00</b>	<b>558899.00</b>	<b>566417.68</b>	<b>449741.15</b>	<b>556617.18</b>	<b>737446.15</b>	<b>917042.85</b>	<b>1101896.71</b>	

(Rs. in crores)	2013-14	2014-15	2015-16	2016-17	2017-18	2018-19	2019-20	2020-21	2021-22	2022-23	2023-24	2024-25
Target	4583.02	4279.53	4384.99	4733.07	5635.22	5918.82	6018.63	4566.46	5635.02	7637.21	9229.35	11998.04
Collection (reconciled)	3692.50	3829.14	4234.24	4855.14	5362.91	5572.77	5674.54	4561.17	5627.4	7513.33	9374.63	*11018.97
Percentage	80.57%	89.48%	96.56%	102.58%	95.17%	94.15%	94.28%	99.88%	99.86%	98.38%	101.57%	91.84%
Growth over previous year's Collection						3.91%	1.83%	-19.62%	23.38%	33.51%	24.77%	17.54%
Average Revenue Collection per day is 29.67 Crores												

\* unreconciled

### Target and reconciled revenue collection for certain years (Rs. in Crore) Head wise revenue collection for certain years (Rs. in Crore)

YEAR	Fees 101 AA	Tax 102 AA	Sur Charge 102 AB	Green Tax 102 AE	Road safety tax 102 AF	Comp tax 102 AG	Service Charge 800 AH	Comp 800 AE	Elcot 75	Refund	Grand Total
2001-2002	125.54	479.67	0	0	0	0	0	43.22	2.69	0	651.12
2002-2003	131.73	556.19	0	0	0	0	0	57.7	3.2	0	748.82
2003-2004	116.17	777.19	0	0	0	0	0	40.77	4.29	0	938.42
2004-2005	115.44	867.87	0	0	0	0	0	31.43	4.23	0	1018.97
2005-2006	178.77	833.82	50.48	26.70	0	0	0	35.93	5.26	0	1130.96
2006-2007	206.81	957.02	57.68	11.73	0	0	0	27.65	6.16	0	1267.05
2007-2008	289.39	1072.34	63.53	13.03	0	0	8.87	36.06	6.59	0	1489.81
2008-2009	231.83	1353.46	26.72	17.19	0	0	37.20	39.48	6.36	0	1712.24
2009-2010	204.64	1637.83	34.97	21.90	36.04	0	46.78	43.02	6.62	0	2031.80
2010-2011	258.48	2124.81	39.6	27.76	81.48	29.68	55.48	42.33	7.32	0	2666.94
2011-2012	265.04	2527.48	37.63	24.40	100.26	43.02	62.18	42.65	7.63	-1.34	3108.95
2012-2013	334.12	3234.33	39.77	29.97	82.76	38.62	64.14	53.28	8.27	0	3885.26
2013-2014	267.42	3084.92	43.42	28.66	82.49	47.82	60.58	68.24	8.95	0	3692.50
2014-2015	307.71	3190.51	37.88	29.42	75.44	50.04	63.17	76.08	0	-1.11	3829.14
2015-2016	326.16	3571.71	32.8	29.89	78.65	55.74	66.77	74.06	0	-1.54	4234.24
2016-2017	468.11	4015.68	46.17	31.66	90.92	58.84	67.93	76.58	0	-0.75	4855.14
2017-2018	690.61	4292.14	38.82	37.01	92.59	64.28	73.96	74.35	0	-0.85	5362.91
2018-2019	621.27	4573.86	26.72	31.01	104.09	68.9	58.96	89.13	0	-1.17	5572.77
2019-2020	669.92	4627.75	38.17	31.84	86.05	69.99	59.64	93.26	0	-2.08	5674.54
2020-2021	540.83	3685.39	25.83	46.96	70.13	52.94	32.95	107.16	0	-1.02	4561.17
2021-2022	567.01	4605.75	35.45	46.19	77.76	70.85	52.67	174.56	0	-2.84	5627.40
2022-2023	714.81	6150.24	43.29	63.76	91.14	107.42	67.57	277.51	0	-2.41	7513.33
2023-2024	693.50	7922.52	46.36	69.50	120.83	120.11	70.19	333.17	0	-1.55	9374.63

**RECONCILED REVENUE COLLECTION FOR THE PERIOD FROM 2018-19 TO 2024-25**

(Rs. in Crore)

Details	2018-19	2019-20	2020-21	2021-22	2022-23	2023-24	% share of each head of account	2024-25			% of share of each head of account
								Reconciled revenue 2024-25 (upto Feb)	un-reconciled revenue during Mar 2025	Total revenue 2024-25 (upto Mar 2025)	
Fees Receipts under Central Motor Vehicles Rules, 1989	621.27	669.99	540.83	567.01	714.81	693.5	7.4	693.18	65.46	758.64	<b>6.87</b>
Tax Receipts under TN Motor Vehicles Taxation Act, 1974	4573.86	4627.64	3685.39	4605.75	6150.24	7922.52	84.51	8667.84	726.81	9394.65	<b>85.08</b>
(a) Life-Time Tax	2973.01	3007.96	2395.5	2993.74	4100.71	5545.76	70	6337.95	594.07	6932.02	<b>62.78</b>
(b) Annual Tax	228.69	231.35	184.27	230.29	295.21	356.51	4.5	369.36	23.52	392.88	<b>3.56</b>
(c) Transport Tax	1372.16	1388.33	1105.62	1381.73	1754.32	2020.24	25.5	2249.87	109.22	2359.09	<b>21.36</b>
Surcharge on Motor Vehicles	26.72	38.18	25.83	35.45	43.29	46.36	0.49	51.91	1.19	53.1	<b>0.48</b>
Green Tax	31.01	31.84	46.96	46.19	63.76	69.5	0.74	89.49	8.46	97.95	<b>0.89</b>
Road Safety Tax	104.09	86.05	70.13	77.76	91.14	120.83	1.29	137.67	11.56	149.23	<b>1.35</b>
Composite Fee on National Permit Vehicle	68.9	69.99	52.94	70.85	107.42	120.11	1.28	127.07	13.23	140.3	<b>1.27</b>
Compounding and Penal Fees	89.13	93.26	107.16	174.56	277.51	333.17	3.55	369.76	5.64	375.4	<b>3.40</b>
Towing Fees	0.05	8.17	0.18	0	0	0	0	0	0	0	<b>0.00</b>
Service Charges	58.91	51.5	32.77	52.67	67.57	70.19	0.75	68.97	5.81	74.78	<b>0.67</b>
Interest from banks								0.35		0.35	<b>0.00</b>
Deduct-Refunds	-1.17	-2.08	-1.02	-2.84	-2.41	-1.55	-0.02	-1.62		-1.62	<b>-0.01</b>
0075 800 bg GR								0.55		0.55	
<b>Total</b>	<b>5,572.77</b>	<b>5,674.54</b>	<b>4,561.17</b>	<b>5,627.40</b>	<b>7,513.33</b>	<b>9,374.63</b>	<b>100</b>	<b>10,205.17</b>	<b>838.15</b>	<b>11,042.78</b>	<b>100.00</b>

## Check Post wise Revenue collection from 2010-11 to 2024-25

(Rs. in Crores)

Name of the Check Post	2010-11	2011-12	2012-13	2013-14	2014-15	2015-16	2016-17	2017-18	2018-19	2019-20	2020-21	2021-22	2022-23	2023-24	2024-25
Poonamallee	3.69	6.59	8.98	8.1	10.79	21.45	20.39	24.43	28.37	31.97	5.74	5.88	10.44	13.59	16.19
Tiruttani	3.86	4.52	6.64	5.15	6.03	8.63	15.45	16.67	12.86	15.64	11.25	3.83	8.81	8.78	9.36
Pethikuppam	8.32	10.66	13.94	15.46	21.58	29.93	33.91	37.74	31.54	45.83	13.24	29.26	44.81	29.22	28.57
Palavakkam	Created from 04.06.2018								2.42	4.13	2.74	2.4	2.77	5.65	4.80
Serkadu	1.93	3.27	2.86	2.95	3.54	3.59	4.13	4.11	4.05	6.4	1.26	2.41	4.97	5.99	2.28
Katpadi	3.81	5.64	7.84	7.45	7.76	9.96	13.31	16.15	17.19	23.92	3.63	5.25	10.68	13.71	18.18
Bagalur	2.79	3.23	4.46	4.39	5.68	8.47	7.86	6.18	6.86	11.07	6.37	5.6	11.6	10.75	10.32
Hozur (IC)	16.7	21.45	29.67	32.21	32.88	42.6	49	56.19	56	69.43	19.72	29	56.77	57.18	58.70
Hozur (OG)	4.00	5.98	8.26	10.47	12.42	18.26	23.02	23.99	24.81	36.89	6.28	8.26	17.12	21.88	22.81
Kalikoil	Created from 04.06.2018								1.38	2.63	2.16	1.92	3.37	4.45	6.59
Thiruchitrambalam	3.53	3.92	4.48	3.43	4.35	4.63	4.82	5.5	6.69	8.65	1.61	2.83	3.78	5.42	5.17
K.G.Chavady (IC)	6.31	8.35	8.39	6.07	6.52	10.5	11.9	12.94	11.86	15.79	4.02	4.69	11.13	14.2	13.43
K.G.Chavady (OG)	4.71	5.11	6.05	4.96	5.89	6.97	8.19	9.34	8.87	11.09	4.51	5.71	7.56	4.47	2.96
Gopalapuram	1.91	1.74	2.38	2.45	2.98	4.03	4.44	4.39	5.01	7.45	1.39	1.36	2.32	4.41	4.79
Valanthayamaram	1.67	1.62	1.92	2.11	2.8	4.12	4.15	4.31	4.52	5.67	1.02	1.84	2.75	2.58	2.08
Thalaignonda	0.71	3.09	1.08	1.21	1.38	1.61	1.92	2.14	2.44	2.26	0.16	0.34	0.65	0.77	0.96
Gudalur	2.13	3.63	3.24	3.18	3.35	3.8	3.31	3.9	4.45	4.34	0.95	1.73	5.02	6.46	7.66
Bannari	2.06	2.38	3.12	2.68	2.69	3.77	3.91	5	5.36	7.59	3.1	2.11	2.83	2.7	3.56
Lower Camp	1.46	1.27	1.77	1.93	3.28	5.52	8.82	9.12	5.83	6.39	2.17	3.01	2.25	2.04	2.59
Kaliakkavilai	2.29	5.48	3.95	3.9	4.5	7.4	6.86	8.01	4.54	6.69	2.44	3.55	4.96	6.39	6.41
Puliyarai	1.74	2.52	2.65	3.55	4.9	4.09	4.56	4.55	3.98	4.45	1.95	2.19	2.18	2.14	2.85
<b>TOTAL</b>	<b>73.62</b>	<b>100.45</b>	<b>121.68</b>	<b>121.65</b>	<b>143.32</b>	<b>199.33</b>	<b>229.95</b>	<b>254.66</b>	<b>249.03</b>	<b>328.28</b>	<b>95.71</b>	<b>123.17</b>	<b>216.77</b>	<b>222.78</b>	<b>230.24</b>

<b>Monthwise Check post revenue collection during 2019-20, 2021-22, 2022-23, 2023-24 and 2024-25</b>					
Month	2019-20	2021-22	2022-23	2023-24	2024-25
	(Rs. in lakhs)				
April	2498.00	939.60	1850.51	2118.04	1939.42
May	2515.65	267.03	1755.67	2064.65	1539.84
June	2214.97	338.02	1692.05	1778.67	1501.92
July	2259.03	802.14	1544.31	1868.58	2014.90
August	3493.22	918.81	1820.21	1551.03	1820.11
September	4015.89	848.34	1681.81	1375.21	1848.89
October	2751.17	1355.12	1537.43	2199.19	2045.86
November	2199.69	1187.30	1620.21	1876.73	1908.28
December	4132.85	1598.97	2356.09	2209.00	2461.20
January	3027.11	1305.22	2349.06	2233.74	2610.00
February	2037.84	1246.48	1751.15	1440.41	1582.87
March	1680.88	1509.39	1719.33	1562.52	1750.52
<b>Total</b>	<b>32826.30</b>	<b>12316.40</b>	<b>21677.83</b>	<b>22277.77</b>	<b>23023.80</b>
<b>Total (Rs. in Cr.)</b>	<b>328.26</b>	<b>123.16</b>	<b>216.78</b>	<b>222.78</b>	<b>230.24</b>

## Month-wise and Check-post wise Revenue Collection For the year of 2024-25

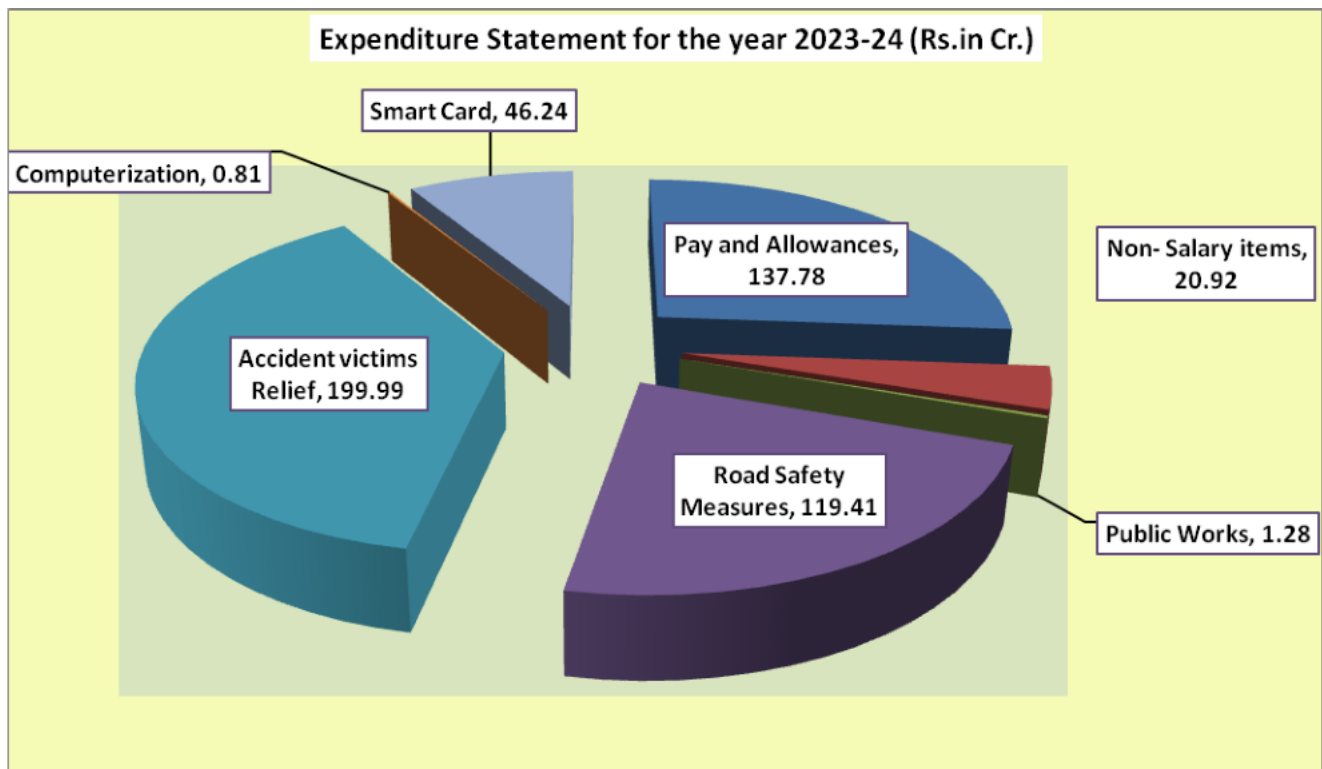
(Rs. in lakhs)

S.No.	Name of the Zone	Collection for the month of												Total upto Mar 2025
		Apr-24	May-24	Jun-24	Jul-24	Aug-24	Sep-24	Oct-24	Nov-24	Dec-24	Jan-25	Feb-25	Mar-25	
<b>Chennai North Zone</b>														
1	Pethikuppam IC	268.82	204.06	198.84	293	289.24	212.76	225.38	204.91	203.47	286.64	225.25	244.18	2856.55
2	Pethikuppam OG													
3	Poonamallee	143.09	105.12	90.88	115.03	95.3	125.57	129.17	117.34	178.82	193.21	141.35	183.82	1618.70
4	Tiruthani	47.76	48.8	37.05	41.31	82.64	71.80	105.92	65.78	130.63	173.98	62.41	67.54	935.62
5	Palavakkam	36.96	28.66	29.39	40.01	48.05	34.86	52.45	49.86	54.21	36.25	32.96	36.05	479.71
<b>Total</b>		<b>496.63</b>	<b>386.64</b>	<b>356.16</b>	<b>489.35</b>	<b>515.23</b>	<b>444.99</b>	<b>512.92</b>	<b>437.89</b>	<b>567.13</b>	<b>690.08</b>	<b>461.97</b>	<b>531.59</b>	<b>5890.58</b>
<b>Villupuram Zone</b>														
6	Thiruchitrambalam	58.36	30.26	27.8	57.27	45.75	63.58	42.49	36.08	33.16	44.04	35.30	42.5	516.59
<b>Total</b>		<b>58.36</b>	<b>30.26</b>	<b>27.8</b>	<b>57.27</b>	<b>45.75</b>	<b>63.58</b>	<b>42.49</b>	<b>36.08</b>	<b>33.16</b>	<b>44.04</b>	<b>35.3</b>	<b>42.5</b>	<b>516.59</b>
<b>Vellore Zone</b>														
7	Katpadi	88.89	117.84	117.71	155.73	96.07	117.76	131.68	187.80	301.61	265.25	119.01	119.04	1818.39
8	Serkadu	39.6	23.06	18.25	11.85	9.17	12.39	19.51	16.48	16.99	21.88	17.98	20.54	227.70
9	Hosur (IC)	416.12	338.36	410.43	608.84	501.56	486.29	550.9	454.27	708.00	637.41	360.38	397.66	5870.22
10	Hosur (OG)	214.94	145.11	146.3	179.77	164.28	213.03	225.97	172.35	199.71	236.87	189.66	192.83	2280.82
11	Bagalur	92.8	68	67.17	81.92	86.43	77.42	76.85	99.22	105.06	114.70	75.87	86.88	1032.32
12	Kaikkovil	50.61	38.69	38.12	53.82	34.65	48.54	59.39	64.16	85.47	108.46	35.82	41.28	659.01
<b>Total</b>		<b>902.96</b>	<b>731.06</b>	<b>797.98</b>	<b>1091.93</b>	<b>892.16</b>	<b>955.43</b>	<b>1064.3</b>	<b>994.28</b>	<b>1416.84</b>	<b>1384.57</b>	<b>798.72</b>	<b>858.23</b>	<b>11888.46</b>
<b>Madurai Zone</b>														
13	P.C. Pati	26.99	19.59	19.17	14.06	23.05	24.55	19.48	20.18	28.09	27.95	19.29	16.66	259.06
<b>Total</b>		<b>26.99</b>	<b>19.59</b>	<b>19.17</b>	<b>14.06</b>	<b>23.05</b>	<b>24.55</b>	<b>19.48</b>	<b>20.18</b>	<b>28.09</b>	<b>27.95</b>	<b>19.29</b>	<b>16.66</b>	<b>259.06</b>
<b>Coimbatore Zone</b>														
14	K.G. Chavadi (IC)	132.97	72.06	73.18	143.03	110.23	137.08	162.63	110.30	103.83	117.52	82.68	97.23	1342.74
15	K.G. Chavadi (OG)	16.11	12.89	17.54	24.7	30.86	23.47	23.08	35.52	20.93	25.02	22.88	43.17	296.17
16	Gopalapuram	54.59	46.78	43.18	67.82	68.41	43.26	34.58	26.30	17.64	35.21	19.89	21.61	479.27
17	ValanthayaApram	33.5	24.12	15.35	14.94	20.24	16.52	11.67	14.13	17.00	15.78	10.56	14.04	207.85
18	Gudalur	75.09	122.81	72.96	38.87	38.75	39.04	62.8	83.11	80.95	63.34	39.85	48.25	765.82
19	Thalaikundha	18.44	8.85	6.66	4.85	5.91	6.71	9.76	6.00	7.83	9.21	6.08	5.39	95.69
<b>Total</b>		<b>330.7</b>	<b>287.51</b>	<b>228.87</b>	<b>294.21</b>	<b>274.4</b>	<b>266.08</b>	<b>304.52</b>	<b>275.36</b>	<b>248.18</b>	<b>266.08</b>	<b>181.94</b>	<b>229.69</b>	<b>3187.54</b>
<b>Erode Zone</b>														
20	Bannari	34.18	24.43	19.22	21.69	18.11	18.02	24.43	29.47	65.96	52.76	27.83	19.54	355.64
<b>Total</b>		<b>34.18</b>	<b>24.43</b>	<b>19.22</b>	<b>21.69</b>	<b>18.11</b>	<b>18.02</b>	<b>24.43</b>	<b>29.47</b>	<b>65.96</b>	<b>52.76</b>	<b>27.83</b>	<b>19.54</b>	<b>355.64</b>
<b>Tirunelveli Zone</b>														
21	Puliyarai	28.13	19.27	21.99	19.15	20.42	26.80	21.16	25.60	27.37	35.06	19.94	20.08	284.97
22	Kaiaivilai	61.47	41.08	30.73	27.24	30.99	49.44	56.55	89.42	74.47	109.46	37.88	32.23	640.96
<b>Total</b>		<b>89.6</b>	<b>60.35</b>	<b>52.72</b>	<b>46.39</b>	<b>51.41</b>	<b>76.24</b>	<b>77.71</b>	<b>115.02</b>	<b>101.84</b>	<b>144.52</b>	<b>57.82</b>	<b>52.31</b>	<b>925.93</b>
<b>Grand Total</b>		<b>1939.42</b>	<b>1539.84</b>	<b>1501.92</b>	<b>2014.9</b>	<b>1820.11</b>	<b>1848.89</b>	<b>2045.85</b>	<b>1908.28</b>	<b>2461.2</b>	<b>2610</b>	<b>1582.87</b>	<b>1750.52</b>	<b>23023.80</b>

**24(a). COMPARATIVE EXPENDITURE STATEMENT FOR THE YEAR 2006-2007 TO 2023-2024**

(Rs. in crores)

Year	Pay and Allowances	Non-Salary items	Public Works	Road Safety Measures	Accident victims Relief	JA e-Governance	Computerization	Elcot card lamination	Smart Card	Subsidy to auto-Rickshaws	Total
2006-07	28.17		1.17	4.71	5.85		2.45	7.45		12.50	62.29
2007-08	27.72		9.55	5.40	6.30		1.19	6.78			48.33
2008-09	39.28		1.19	12.58	4.88		2.37	8.36			68.67
2009-10	46.41		1.15	12.55	7.10		3.21	6.91	0.93		78.26
2010-11	53.32		1.30	39.82	7.35		2.67	6.90	3.00		114.36
2011-12	53.88	8.08	1.24	40.08	9.96		2.67	7.97	0.85	6.25	118.48
2012-13	55.82	11.39	1.31	64.59	10.00		7.48	8.34	0.97	-	159.90
2013-14	64.08	10.94	1.36	10.42	20.00		3.15	8.50	22.67	-	141.12
2014-15	72.04	9.06	1.23	44.45	39.59	14.78	2.50	8.49	1.53	0.00	193.67
2015-16	77.31	13.69	1.24	12.61	70.00	6.17	3.12	8.50	1.81	0.00	194.45
2016-17	80.17	13.60	1.00	65.00	43.39	0.36	2.78	8.84	1.44	0.00	216.58
2017-18	90.42	12.61	0.70	52.12	80.00	0.05	2.34	9.96	1.19	0.00	249.39
2018-19	100.78	13.18	1.32	65.00	100.00	5.54	2.20	9.71	0.41	0.00	298.14
2019-20	107.89	15.43	1.35	65.00	100.0	0.94	0.51	0.00	53.38	0.00	344.5
2020-21	107.14	15.78	1.39	65.00	100.00	0.55	0.59	0.00	45.72	0.00	336.17
2021-22	121.56	14.38	1.38	63.02	98.27	3.04	0.75	0.00	43.91	0.00	346.31
2022-23	130.77	14.33	0.07	32.94	98.2	0	2.76	0	46.95	0	326.02
2023-24	137.78	20.92	1.28	119.41	199.99	0	0.81	0	46.24	0	526.43



# **VEHICLE POPULATION**

## VEHICLE POPULATION

### Abstract

(in lakhs)

<b>TRANSPORT VEHICLES</b>	<b>NON-TRANSPORT VEHICLES</b>	<b>TOTAL VEHICLES AS ON 01.04.2025</b>	<b>TWO WHEELERS</b>
14.48	361.61	376.09	315.81
3.85%	96.15%	100%	83.97%

### All India level

#### Top 5 States in vehicle population as on 01.04.2025

<b>Sl.No</b>	<b>Name of the State</b>	<b>Vehicle population (in Lakhs)</b>
1	UTTAR PRADESH	504.84
2	MAHARASHTRA	394.53
3	TAMIL NADU	376.09
4	KARNATAKA	329.67
5	GUJARAT	261.92

Source: VAHAN Dashboard

#### TamilNadu - Top 6 Districts in Vehicle Population as on 01.04.2025

<b>Sl.no.</b>	<b>Name of the District</b>	<b>Transport vehicles</b>	<b>Non Transport vehicles</b>	<b>Grand Total</b>
1	Chennai	210039	5202221	5412260
2	Coimbatore	83758	3190404	3274162
3	Chengalpet	70190	2239010	2309200
4	Thiruvallur	94854	2032865	2127719
5	Salem	69954	1703199	1773153
6	Madurai	50745	1511814	1562559

**25.VEHICULAR POSITION IN TAMIL NADU AS ON 01.04.2025**

TRANSPORT		NON TRANSPORT	
<b>STAGE CARRIAGES</b>		Motor Cycle	21985365
PUBLIC (Stu)	20527	Scooter	3831935
PRIVATE	7764	Mopeds	5763762
<b>Mini bus</b>	<b>2857</b>	<b>TWO WHEELERS</b>	<b>31581062</b>
<b>TOTAL</b>	<b>31148</b>	Motor Car	3837306
		Jeep	46232
<b>Contract Carriages</b>			
Autorickshaw	346954	Tractor	482354
Motor Cab (SP)	117107	Three Wheeler	68561
Motor Cab (AIP)	8167	Road Roller	2546
Maxi Cab (SP)	83220	Others	142835
Maxi Cab (AIP)	3878		
Omni Bus (SP)	2164		
Omni Bus (AIP)	1298		
<b>TOTAL</b>	<b>562788</b>		
Private Service Vehicles	16086		
Education Institutional Buses ( School Bus + College Bus)	40415	<b>Total Non Transport</b>	<b>36160896</b>
Ambulance	15025		
Fire Fighter	1860		
<b>TOTAL</b>	<b>73386</b>		
<b>Goods Carriages</b>			
Lorries	333325		
National Permit LORRIES	139489		
Tractor & Trailor	78482	<b>Transport</b>	<b>1448269</b>
Light Commercial Vehicles	194291		
Articulated Vehicles	35360	<b>Non Transport</b>	<b>36160896</b>
<b>TOTAL</b>	<b>780947</b>	<b>STATE TOTAL</b>	<b>37609165</b>
<b>Transport Total</b>	<b>1448269</b>		

## 25. VEHICULAR POSITION IN CHENNAI CITY AS ON 01.04.2025

TRANSPORT		NON TRANSPORT	
<b>STAGE CARRIAGES</b>		Motor Cycle	2882560
PUBLIC (Stu)	4914	Scooter	792176
PRIVATE	4	Mopeds	556707
<b>TOTAL</b>	<b>4918</b>	<b>TWO WHEELERS</b>	<b>4231443</b>
<b>Mini bus</b>	<b>0</b>	Motor Car	933417
<b>Contract Carriages</b>		Jeep	8856
Autorickshaw	102117	Tractor	1521
Motor Cab (SP)	15610	Three Wheeler	11472
Motor Cab (AIP)	1560	Road Roller	161
Maxi Cab (SP)	8241	Others	15351
Maxi Cab (AIP)	803		
Omni Bus (SP)	1264		
Omni Bus (AIP)	871		
<b>TOTAL</b>	<b>130466</b>		
		<b>Total Non Transport</b>	<b>5202221</b>
Private Service Vehicle	387		
Education Institutional Buses ( School Bus + College Bus)	629		
Ambulance	1882		
Fire Fighter	226		
<b>TOTAL</b>	<b>3124</b>		
<b>Goods Carriages</b>			
Lorries	22223		
National Permit LORRIES	13087	<b>Transport</b>	<b>210039</b>
Tractor & Trailor	905		
Light Commercial Vehicles	30106	<b>Non Transport</b>	<b>5202221</b>
Articulated Vehicles	5210	<b>TOTAL</b>	<b>5412260</b>
<b>TOTAL</b>	<b>71531</b>		
<b>Transport Total</b>	<b>210039</b>		

(The data relating to RTO Tambaram, Meenambakkam, Sholinganallur and Kunderathur not included in chennai city as the districts bifurcated. Hence the reduction in Vehicle population in Chennai)

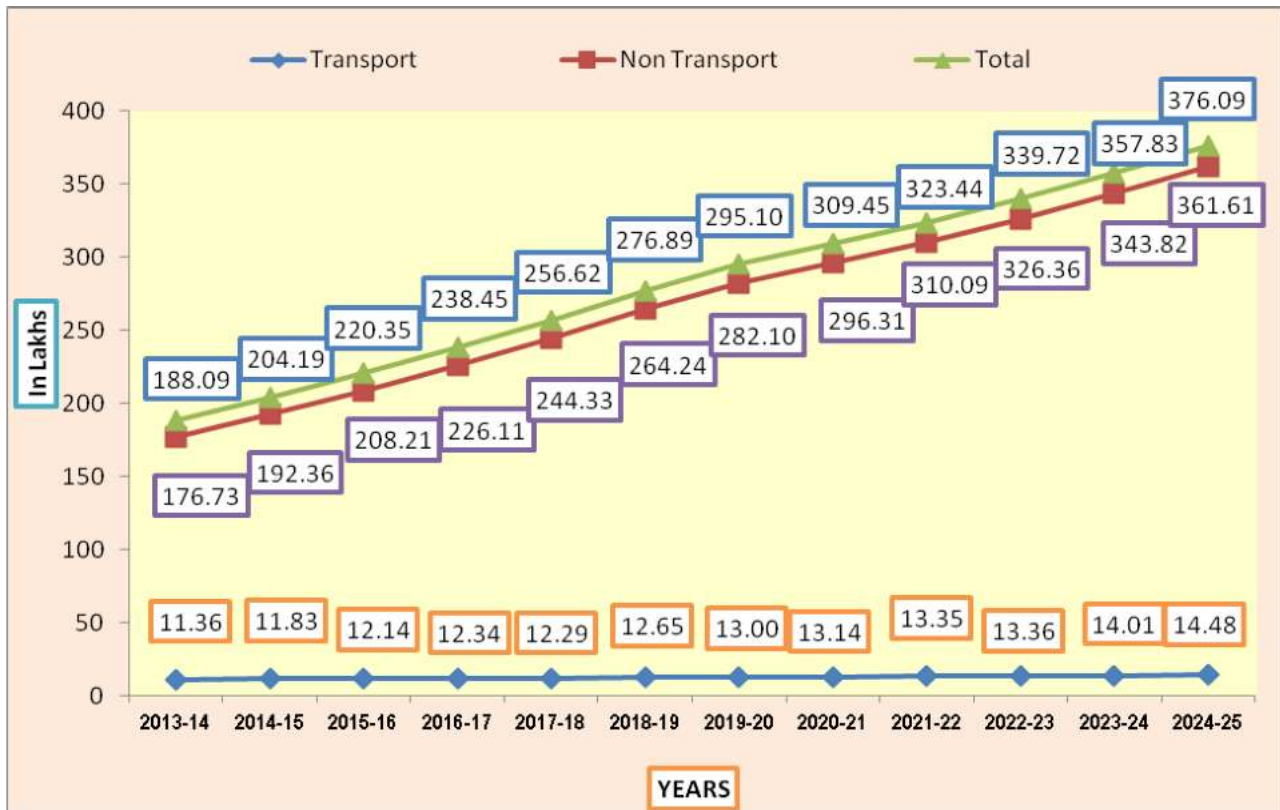
**26. VEHICULAR POSITION IN TAMIL NADU AS ON 31.03.2014 TO 31.03.2025-  
TRANSPORT**

Category of vehicles	31.03.2014	31.03.2015	31.03.2016	31.03.2017	31.03.2018	31.03.2019	31.03.2020	31.03.2021	31.03.2022	31.03.2023	31.03.2024	31.03.2025
<b>Stage carriages</b>												
Public (Stu)	22501	22474	23078	22646	21835	21542	20944	20926	20360	20127	20260	20527
Private	7689	7927	7937	7861	7711	7584	7590	7662	7847	7764	7764	7764
Mini bus	4009	3980	3994	4218	4181	4062	4056	4056	4028	2857	2857	2857
<b>TOTAL</b>	<b>34199</b>	<b>34381</b>	<b>35009</b>	<b>34725</b>	<b>33727</b>	<b>33188</b>	<b>32590</b>	<b>32644</b>	<b>32235</b>	<b>30748</b>	<b>30881</b>	<b>31148</b>
<b>Contract Carriages</b>												
Auto rickshaw	223702	232112	237970	251056	260696	280964	297202	303232	304888	302918	323090	346954
Ordinary Taxi	4016	4081	4582	4403	4494	4300	4380	4330	4331	2575	2630	0
Motor Cab(SP)	99667	101862	107119	114082	107184	111658	114625	114526	107979	101122	105389	117107
Motor Cab(AIP)	14562	14579	14260	10881	14496	14946	14839	14367	14289	10858	10593	8167
Maxi Cab(SP)	71112	75442	77715	78285	80818	82612	84239	85069	84015	81478	83125	83220
Maxi Cab(AIP)	7294	7531	7438	6561	6101	6204	6319	6299	6548	5455	4533	3878
Omni Bus (SP)	833	906	996	766	713	783	786	1354	2359	1333	1662	2164
Omni Bus (AIP)	151	201	184	166	168	110	115	180	248	163	164	1298
<b>TOTAL</b>	<b>421337</b>	<b>436714</b>	<b>450264</b>	<b>466200</b>	<b>474670</b>	<b>501577</b>	<b>522505</b>	<b>529357</b>	<b>524657</b>	<b>505902</b>	<b>531186</b>	<b>562788</b>
PSV	13894	14177	14189	14143	12476	12620	13103	13113	13470	13786	15498	16086
EIB	36395	38092	38587	36580	31812	32648	34463	34628	35133	34835	38010	40415
Ambulance	8436	9122	9603	10531	11133	11347	11668	11871	12743	13395	14334	15025
Fire Fighter	1611	1640	1646	1651	1655	1680	1699	1699	1701	1717	1799	1860
<b>TOTAL</b>	<b>60336</b>	<b>63031</b>	<b>64025</b>	<b>62905</b>	<b>57076</b>	<b>58295</b>	<b>60933</b>	<b>61311</b>	<b>63047</b>	<b>63733</b>	<b>69641</b>	<b>73386</b>
<b>Goods Carriages</b>												
Lorries	236519	249212	259362	255706	247719	261993	268577	271596	301497	325407	335284	333325
NP Lorries	82027	86927	90135	88971	91106	95540	98807	100653	115031	121368	130755	139489
Tractor & Trailor	75967	76459	76976	77434	77774	77995	78016	78025	78063	78126	78328	78482
LCVs	220765	230717	232309	236124	231625	220613	222318	224095	206574	185962	192074	194291
Articulated Vehicles	4890	5089	5540	12295	14853	15422	15909	15980	14261	25126	32910	35360
<b>TOTAL</b>	<b>620168</b>	<b>648404</b>	<b>664322</b>	<b>670530</b>	<b>663077</b>	<b>671563</b>	<b>683627</b>	<b>690349</b>	<b>715426</b>	<b>735989</b>	<b>769351</b>	<b>780947</b>
<b>Transport TOTAL</b>	<b>1136040</b>	<b>1182530</b>	<b>1213620</b>	<b>1234360</b>	<b>1228550</b>	<b>1264623</b>	<b>1299655</b>	<b>1313661</b>	<b>1335365</b>	<b>1336372</b>	<b>1401059</b>	<b>1448269</b>

**26. VEHICULAR POSITION IN TAMIL NADU AS ON 31.03.2014 TO 31.03.2025  
NON - TRANSPORT(Contd.)**

Category of vehicles	31.03.2014	31.03.2015	31.03.2016	31.03.2017	31.03.2018	31.03.2019	31.03.2020	31.03.2021	31.03.2022	31.03.2023	31.03.2024	31.03.2025
Motor cycle	9066777	9984353	10889391	11963437	12999062	14391347	15784388	16908062	17960265	19212044	20574537	21985365
Scoters	1930381	2188345	2496523	2871938	3323468	3576348	3659285	3691558	3725776	3766756	3800971	3831935
Mopeds	4597982	4818829	5014721	5151927	5263680	5378521	5474711	5545493	5608397	5664434	5715236	5763762
<b>Two wheeler</b>	<b>15595140</b>	<b>16991527</b>	<b>18400635</b>	<b>19987302</b>	<b>21586210</b>	<b>23346216</b>	<b>24918384</b>	<b>26145113</b>	<b>27294438</b>	<b>28643234</b>	<b>30090744</b>	<b>31581062</b>
Motor car	1664498	1818584	1978559	2162106	2361195	2557696	2739097	2895959	3088692	3339866	3593090	3837306
Jeep	45030	45357	45786	45983	46165	46232	46232	46232	46232	46232	46232	46232
Tricycle Auto	4349	4350	4353	4353	4354	4358	4358	4358	4358	0	0	0
Station wagon	0	0	0	0	0	0	0	0	0	0	0	0
Tractor	239771	248854	260438	276017	294128	317061	340639	369253	396264	424817	455677	482354
Three wheeler	62044	62096	62106	62185	62387	62779	62986	63105	63266	67859	68141	68561
Four wheeler	17428	17428	17429	17433	17537	17537	17537	17537	17537	0	0	0
Road Roller	2127	2177	2233	2333	2456	2496	2519	2535	2536	2540	2545	2546
Others	42672	46115	49234	52992	58865	69187	78456	87063	95677	111147	125114	142835
<b>Non Transport Total</b>	<b>17673059</b>	<b>19236488</b>	<b>20820773</b>	<b>22610704</b>	<b>24433297</b>	<b>26423562</b>	<b>28210208</b>	<b>29631155</b>	<b>31009000</b>	<b>32635695</b>	<b>34381543</b>	<b>36160896</b>
<b>Grand Total (Transport +Non-Transport)</b>	<b>18809099</b>	<b>20419018</b>	<b>22034393</b>	<b>23845064</b>	<b>25661847</b>	<b>27688185</b>	<b>29509863</b>	<b>30944816</b>	<b>32344365</b>	<b>33972067</b>	<b>35782602</b>	<b>37609165</b>

## VEHICULAR POSITION FROM 2013-14 TO 2024-25



The transport vehicle constitutes 3.85% and the non transport vehicle constitutes 96.15% of the total vehicle population in Tamil Nadu as on 01.04.2025. The two wheeler vehicle population is 315.81 lakhs, which is 83.97% of the Total Vehicle population.

### VEHICLE POPULATION OF OTHER STATES AS ON 01.04.2025

Sl.No.	Name of the State	Vehicular Position
1.	Uttar Pradesh	50483757
2.	Maharashtra	39452689
3.	Tamil Nadu	37609165
4.	Karnataka	32967257
5.	Kerala	18193844
6.	Andhrapradesh	18181700
7.	Telungana (as on 31.3.2019)	12128272

Source: Vahan Dash board

**26(a) REGIONAL TRANSPORT OFFICE WISE VEHICULAR POSITION  
IN TAMIL NADU AS ON 01.04.2025**

SL.NO.	REGIONAL TRANSPORT OFFICE	Transport vehicles	Non Transport vehicles	Grand Total
	<b>STA</b>	1992	0	1992
1	CHENNAI ( C ) AYANAVARAM	17951	565427	583378
2	CHENNAI ( E ) - BASIN BRIDGE	22115	488955	511070
3	CHENNAI ( N ) - VYASARPADY	29558	685770	715328
4	CHENNAI ( NE ) - TONDIARPET	28196	272701	300897
5	CHENNAI ( NW ) - ANNA NAGAR	22667	653328	675995
6	TIRUVALLUR	15830	355632	371462
7	UO,Tiruthani	20	58218	58238
8	POONMALLEE	31951	619769	651720
9	REDHILLS	36472	487005	523477
10	Gummidipoondi U.O.	38	58151	58189
11	AMBATTUR	10543	454090	464633
	<b>CHENNAI - NORTH ZONE</b>	<b>217333</b>	<b>4699046</b>	<b>4916379</b>
12	CHENNAI ( S ) - TIRUVANMIYUR	22406	804052	826458
13	CHENNAI (SE) - MANDAVELI	21794	323135	344929
14	CHENNAI (W) - K.K. NAGAR	23665	855998	879663
15	CHENNAI ( SW ) - VALASARAVAKKAM	19695	552855	572550
16	MEENAMBAKKAM - ALANDUR	18688	797248	815936
17	KUNDRATHUR	12669	165401	178070
18	TAMBARAM	22226	584881	607107
19	SHOLINGANALLUR	7931	317033	324964
20	KANCHEEPURAM	16054	368171	384225
21	SRIPERUMPUDUR	10468	73882	84350
22	CHENGALPATTU	12045	374792	386837
23	Madurantagam U.O.	8284	126657	134941
24	Thirukazhukundram U.O.	1016	38399	39415
	<b>CHENNAI - SOUTH ZONE</b>	<b>196941</b>	<b>5382504</b>	<b>5579445</b>
25	VELLORE	23563	555980	579543
26	Gudiyatham U.O.	5980	124925	130905
27	VANIYAMBADI	3273	161510	164783
28	Ambur U.O	2043	38500	40543
29	THIRUPATHUR	3890	121698	125588
30	RANIPET	12131	255833	267964
31	Arakkonam U.O.	2350	151247	153597
32	KRISHNAGIRI	11788	415103	426891
33	HOZUR	13390	362472	375862
	<b>VELLORE ZONE</b>	<b>78408</b>	<b>2187268</b>	<b>2265676</b>
34	VILLUPURAM	14427	314218	328645

35	ULUDURPET	5044	129033	134077
36	KALLAKURICHI	9722	187250	196972
37	TINDIVANAM	18753	115690	134443
38	Gingee U.O.	4726	55875	60601
39	TIRUVANNAMALAI	10143	487137	497280
40	ARANI	12888	180513	193401
41	Cheygar U.O.	4465	87626	92091
42	CUDDALORE	10823	370131	380954
43	Panrutii U.O.	6653	71695	78348
44	Neyveli U.O.	2965	131458	134423
45	CHIDAMBARAM	11985	204645	216630
46	Virudhachalam U.O.	3687	183920	187607
	<b>VILLUPURAM ZONE</b>	<b>116281</b>	<b>2519191</b>	<b>2635472</b>
47	SALEM (West)	13524	711690	725214
48	Omalur U.O.	3692	164183	167875
49	SALEM (East)	13186	201909	215095
50	SALEM (South)	4694	88087	92781
51	SANGAGIRI	17868	165165	183033
52	METTUR	8968	152317	161285
53	ATTUR	6556	181876	188432
54	Vazhapadi U.O.	1466	37972	39438
55	DHARMAPURI	19768	383214	402982
56	Harur U.O.	73	141834	141907
57	Palacode U.O.	95	87243	87338
	<b>SALEM ZONE</b>	<b>89890</b>	<b>2315490</b>	<b>2405380</b>
58	TRICHY West	20251	433718	453969
59	Manapparai U.O.	4068	102182	106250
60	TRICHY East	12885	75153	88038
61	Thiruverumbur U.O.	2078	112193	114271
62	SRI RANGAM	8333	317375	325708
63	Thuraiyur U.O.	2714	124868	127582
64	Musiri U.O.	2020	71237	73257
65	Lalkudii U.O.	3345	54369	57714
66	KARUR	7032	297166	304198
67	Kulithalai U.O.	3069	133416	136485
68	Aravankurichi U.O.	1495	29877	31372
69	Manmangalam U.O.	2201	38614	40815
70	PERAMBALUR	10397	232850	243247
71	ARIYALUR	11696	202938	214634
	<b>TRICHY ZONE</b>	<b>91584</b>	<b>2225956</b>	<b>2317540</b>
72	THANJAVUR	15087	491540	506627
73	Pattukottai U.O.	6105	173740	179845
74	KUMBAKONAM	12943	329769	342712

75	NAGAPATTINAM	14230	252643	266873
76	MAYILADUTHURAI	9875	199253	209128
77	Sirkali U.O.	2909	68946	71855
78	TIRUVARUR	5611	216813	222424
79	Mannargudi U.O.	287	154952	155239
80	Thiruthuraipoondi U.O.	2826	41481	44307
81	PUDUKKOTTAI	11872	403739	415611
82	Aranthanki U.O.	28	120704	120732
83	Illupur U.O.	22	75150	75172
84	Alangudi U.O.	1	37817	37818
	<b>THANJAVUR ZONE</b>	<b>81796</b>	<b>2566547</b>	<b>2648343</b>
85	COIMBATORE ( C )	17703	491156	508859
86	COIMBATORE ( N )	23124	914306	937430
87	COIMBATORE (w)	9619	219876	229495
88	COIMBATORE ( S )	10813	840722	851535
89	Sulur U.O.	4287	142574	146861
90	POLLACHI	11172	378114	389286
91	Valparai U.O.	4	5363	5367
92	METTUPALAYAM	7036	198293	205329
93	UDAGAMANDALAM	10685	116897	127582
94	Gudalur U O	63	29487	29550
95	TIRUPPUR (N)	18908	481796	500704
96	Avinashi U.O.	158	159670	159828
97	TIRUPPUR (S)	13502	442522	456024
98	Kangeyam U.O.	4881	83419	88300
99	DHARAPURAM	4193	90408	94601
100	Udumalpet U O	7476	206145	213621
	<b>COIMBATORE ZONE</b>	<b>143624</b>	<b>4800748</b>	<b>4944372</b>
101	ERODE(east)	12257	512952	525209
102	ERODE(West)	8576	90137	98713
103	GOBI	7372	212208	219580
104	Sathiyamangalam U.O.	403	112582	112985
105	Bhavani U.O.	435	162283	162718
106	PERUNDURAI	9501	161558	171059
107	NAMAKKAL (North)	41225	247692	288917
108	Rasipuram U.O.	8289	146990	155279
109	NAMAKKAL (South)	18125	91213	109338
110	Paramathivelur U.O.	2913	207246	210159
111	THIRUCHENGODU	8376	288310	296686
112	Kumarapalyam UO	5741	39042	44783
	<b>ERODE ZONE</b>	<b>123213</b>	<b>2272213</b>	<b>2395426</b>
113	MADURAI ( C )	11438	217534	228972
114	MADURAI ( N )	13042	550031	563073

115	Melur U.O.	2650	105228	107878
116	Vadipatti U.O.	2545	70512	73057
117	MADURAI ( S )	16039	412541	428580
118	Thirumangalam U.O.	650	124548	125198
119	Usilampatti U.O.	4381	31420	35801
120	PERIYAKULAM	18236	233175	251411
121	Uthamapalayam U.O.	3188	158279	161467
122	DINDIGUL	15460	368960	384420
123	Vedasandur U.O.	1535	48114	49649
124	Bathalagundu U.O.	5486	98931	104417
125	Natham U.O.	0	16368	16368
126	PALANI	8456	98061	106517
127	Oddanchatram U.O.	3033	58331	61364
	<b>MADURAI ZONE</b>	<b>106139</b>	<b>2592033</b>	<b>2698172</b>
128	VIRUDHUNAGAR	12543	350908	363451
129	Aruppukottai	4138	58589	62727
130	SRIVILLIPUTHUR	10361	198085	208446
131	SIVAKASI	8275	7447	15722
132	RAMANATHAPURAM	22910	311974	334884
133	Paramakudi U.O.	1177	157434	158611
134	SIVAGANGAI	14111	367031	381142
135	Rajapalayam	997	213646	214643
136	Karaikudi U.O.	7515	230523	238038
	<b>VIRUDHUNAGAR ZONE</b>	<b>82027</b>	<b>1895637</b>	<b>1977664</b>
137	TUTICORIN	18210	389940	408150
138	KOVILPATTI	7545	168340	175885
139	TIRUCHENDUR	5740	142642	148382
140	SANKARANKOIL	7169	152064	159233
141	TENKASI	16579	320544	337123
142	Alangulam	0	5233	5233
143	TIRUNELVELI	20782	419793	440575
144	Valliyur U.O.	9211	174769	183980
145	Ambasumudram U.O.	3830	90271	94101
146	NAGERCOIL	17060	404165	421225
147	MARTHANDAM	14909	436502	451411
	<b>TIRUNELVELI ZONE</b>	<b>121035</b>	<b>2704263</b>	<b>2825298</b>
	<b>STATE -TOTAL</b>	<b>1448269</b>	<b>36160896</b>	<b>37609165</b>
	<b>CHENNAI CITY</b>	<b>210039</b>	<b>5202221</b>	<b>5412260</b>

**26(b) DISTRICT WISE VEHICLE POPULATION AS ON 01.04.2025**

Sl.No.	NAME OF THE DISTRICT	Transport vehicles	Non Transport vehicles	Grand Total
1	Chennai	210039	5202221	5412260
2	Coimbatore	83758	3190404	3274162
3	Chengalpet	70190	2239010	2309200
4	Thiruvallur	94854	2032865	2127719
5	Salem	69954	1703199	1773153
6	Madurai	50745	1511814	1562559
7	Tiruppur	49118	1463960	1513078
8	Tiruchirappalli	55694	1291095	1346789
9	Erode	38544	1251720	1290264
10	Namakkal	84669	1020493	1105162
11	Thanjavur	34135	995049	1029184
12	Cuddalore	36113	961849	997962
13	Kanyakumari	31969	840667	872636
14	Sivagangai	22623	811200	833823
15	Krishnagiri	25178	777575	802753
16	Thiruvannamalai	27496	755276	782772
17	Thoothukudi	31495	700922	732417
18	Dindigul	33970	688765	722735
19	Tirunelveli	33823	684833	718656
20	Vellore	29543	680905	710448
21	Virudhunagar	35317	615029	650346
22	Pudukkottai	11923	637410	649333
23	Kancheepuram	39191	607454	646645
24	Dharmapuri	19936	612291	632227
25	Villupuram	37906	485783	523689
26	Karur	13797	499073	512870
27	Thenkasi	23748	477841	501589
28	Ramanathapuram	24087	469408	493495
29	Thiruvarur	8724	413246	421970
30	Ranipet	14481	407080	421561
31	Theni	21424	391454	412878
32	kallakurichi	14766	316283	331049
33	Tirupathur	9206	321708	330914
34	Mayiladuthurai	12782	268199	280981
35	Nagapattinam	14230	252643	266873
36	Perambalur	10397	232850	243247
37	Ariyalur	11696	202938	214634
38	The Nilgiris	10748	146384	157132
	<b>Grand Total</b>	<b>1448269</b>	<b>36160896</b>	<b>37609165</b>

**26(c).ALL INDIA STATISTICS REGARDING CENSUS POPULATION, VEHICLE POPULATION  
AND ROAD ACCIDENTS**

Sl..No	State/UT	Population (Census 2011)	Area Sq.K.m.	Total Registered Motor Vehicles as on 31.03.2020 (in 000')	Total No. of Road Accidents 2022	No. of deaths due to Road Accidents in 2022	Rate of Accidental Deaths per 000' vehicles (Col.7/Col5)	Rate of Deaths due to Road Accidents (Col.7/Col6)*100	Rate of Accidental Deaths per 0000' vehicles (Col.7*10/Col5)
1	2	3	4	5	6	7	8	9	10
1	Andhra Pradesh	49386799	160205	13108	21249	8293	63.27	39	6
2	Arunachal Pradesh	1383727	83743	230	227	148	64.35	65	6
3	Assam	31205576	78438	4359	7023	2994	68.69	43	7
4	Bihar	104099452	94163	9904	10801	8898	89.84	82	9
5	Chhattisgarh	25545198	135192	6986	13279	5834	83.51	44	8
6	Goa	1458545	3702	1458	3011	271	18.59	9	2
7	Gujarat	60439692	196244	26837	15751	7618	28.39	48	3
8	Haryana	25351462	44212	8600	10429	4915	57.15	47	6
9	Himachal Pradesh	6864602	55673	1712	2597	1032	60.28	40	6
10	Jammu & Kashmir	12541302	222236	1968	6092	805	40.90	13	4
11	Jharkhand	32988134	79716	5065	5175	3898	76.96	75	8
12	Karnataka	61095297	191791	26118	39762	11702	44.80	29	4
13	Kerala	33406061	38852	14184	43910	4317	30.44	10	3
14	Madhya Pradesh	72626809	308252	17923	54432	13427	74.91	25	7
15	Maharashtra	112374333	307713	37786	33383	15224	40.29	46	4
16	Manipur	2570390	22327	362	508	127	35.08	25	4
17	Meghalaya	2966889	22429	366	246	162	44.26	66	4
18	Mizoram	1097206	21081	267	133	113	42.32	85	4
19	Nagaland	1978502	16579	520	489	73	14.04	15	1
20	Odisha	41974218	155707	9116	11663	5467	59.97	47	6
21	Punjab	27743338	50362	11336	6138	4756	41.95	77	4
22	Rajasthan	68548437	342239	19236	23614	11104	57.73	47	6
23	Sikkim	610577	7096	54	211	92	170.37	44	17
24	Tamil Nadu	72147030	130060	32095	64105	17884	55.72	28	6
25	Telangana	35193978	114840	12906	21619	7559	58.57	35	6
26	Tripura	3673917	10486	551	575	241	43.74	42	4
27	Uttarkhand	10086292	53483	2899	1674	1042	35.94	62	4
28	Uttarpradesh	119812341	240928	34925	41746	22595	64.70	54	6
29	West Bengal	91276115	88752	10916	13686	6002	54.98	44	5
30	Andaman & Nicobar Islands	380581	8249	150	141	19	12.67	13	1
31	Chandigarh	1055450	114	1059	237	83	7.84	35	1
32	D & N Haveli	343709	491	269	196	90	33.46	46	3
33	Daman & DIU	243247	111	116	0	0	0.00	0	0
34	Delhi (UT)	16787941	1483	11893	5652	1461	12.28	26	1
35	Ladakh	274289	59146	0	374	62	NA	17	0
36	Lakshadweep	64473	30	23	3	2	8.70	67	1
37	Puducherry	1247953	490	1119	1181	181	16.18	15	2
	<b>TOTAL</b>	<b>1130569573</b>	<b>3287469</b>	<b>326416</b>	<b>461312</b>	<b>168491</b>	<b>51.62</b>	<b>37</b>	<b>5</b>

Source: NCRB, Morth.nic.in, CENSUS 2011, Road Transport Year Book and Road accidents 2022

**26(d) .State/UT-Wise Total Registered Vehicles and their Percentage Share as on 31.03.2020**

Sl.No	State/UT	Total registered Motor Vehicles as on 31.03.2010 (in 000')	Total Registered Motor Vehicles as on 31.03.2020 (in 000')	CAGR
1	Andhra Pradesh	8923	13108	3.92
2	Arunachal Pradesh	22	230	26.45
3	Assam	1384	4359	12.16
4	Bihar	2357	9904	15.44
5	Chhattisgarh	2436	6986	11.11
6	Goa	727	1458	7.21
7	Gujarat	11873	26837	8.50
8	Haryana	4792	8600	6.02
9	Himachal Pradesh	538	1712	12.27
10	Jammu & Kashmir	739	1968	10.29
11	Jharkhand	2768	5064	6.23
12	Karnataka	9044	26118	11.19
13	Kerala	5398	14184	10.14
14	Madhya Pradesh	6591	17923	10.52
15	Maharashtra	15768	37786	9.13
16	Manipur	194	362	6.44
17	Meghalaya	158	366	8.76
18	Mizoram	80	267	12.81
19	Nagaland	254	520	7.43
20	Odisha	2932	9116	12.01
21	Punjab	5274	11336	7.95
22	Rajasthan	7166	19236	10.38
23	Sikkim	34	54	4.73
24	Tamil Nadu	14062	32095	8.60
25	Telangana	0	12906	0.00
26	Tripura	160	551	13.16
27	Uttarkhand	831	2899	13.31
28	Uttarpradesh	11988	34925	11.29
29	West Bengal	2747	10916	14.79
30	Andaman& Nicobar Islands	62	150	9.24
31	Chandigarh	949	1059	1.10
32	D& N Haveli	69	269	14.58
33	Daman & DIU	72	0	-100.00
34	Delhi (UT)	6747	11893	5.83
35	Ladakh	0	0	0.00
36	Lakshadweep	8	23	11.14
37	Puducherry	599	1119	6.45
	<b>TOTAL</b>	<b>127746</b>	<b>326299</b>	<b>9.83</b>

Source: Morth.nic.in, Road Transport Year Book

# REGISTRATION

## ABSTRACT

### NEWLY REGISTERED VEHICLES IN TAMILNADU FOR THE PREVIOUS YEARS

YEAR	(In lakhs)			(In Nos.)
	TRANSPORT VEHICLES	NON-TRANSPORT VEHICLES	TOTAL VEHICLES	AVERAGE NO.OF VEHICLES REGD. PER DAY
2021-22	0.72	13.78	14.50	5491
2022-23	1.08	16.27	17.35	6572
2023-24	1.43	17.46	18.89	7154
2024-25	1.57	17.79	19.37	7336

- Out of the total registered vehicles, two wheelers registration occupies nearly 76.95%.
- Chennai, Chengalpattu, Coimbatore and Tiruvallur Districts contributed highest number of vehicle registration in TamilNadu during 2024-25.

### e – Vehicles

- ❖ Out of the total number of registered vehicles, average of 3.94% of vehicles are registered as e-vehicles.
- ❖ No. of e-vehicles registered during the year 2024-25 is 76354.
- ❖ Out of 76354 e-vehicles, 80.92% of e-vehicles are two wheelers.
- ❖ Due to the registration of e-vehicles , tax amount exempted during 2024-25 is 319.82 Cr.

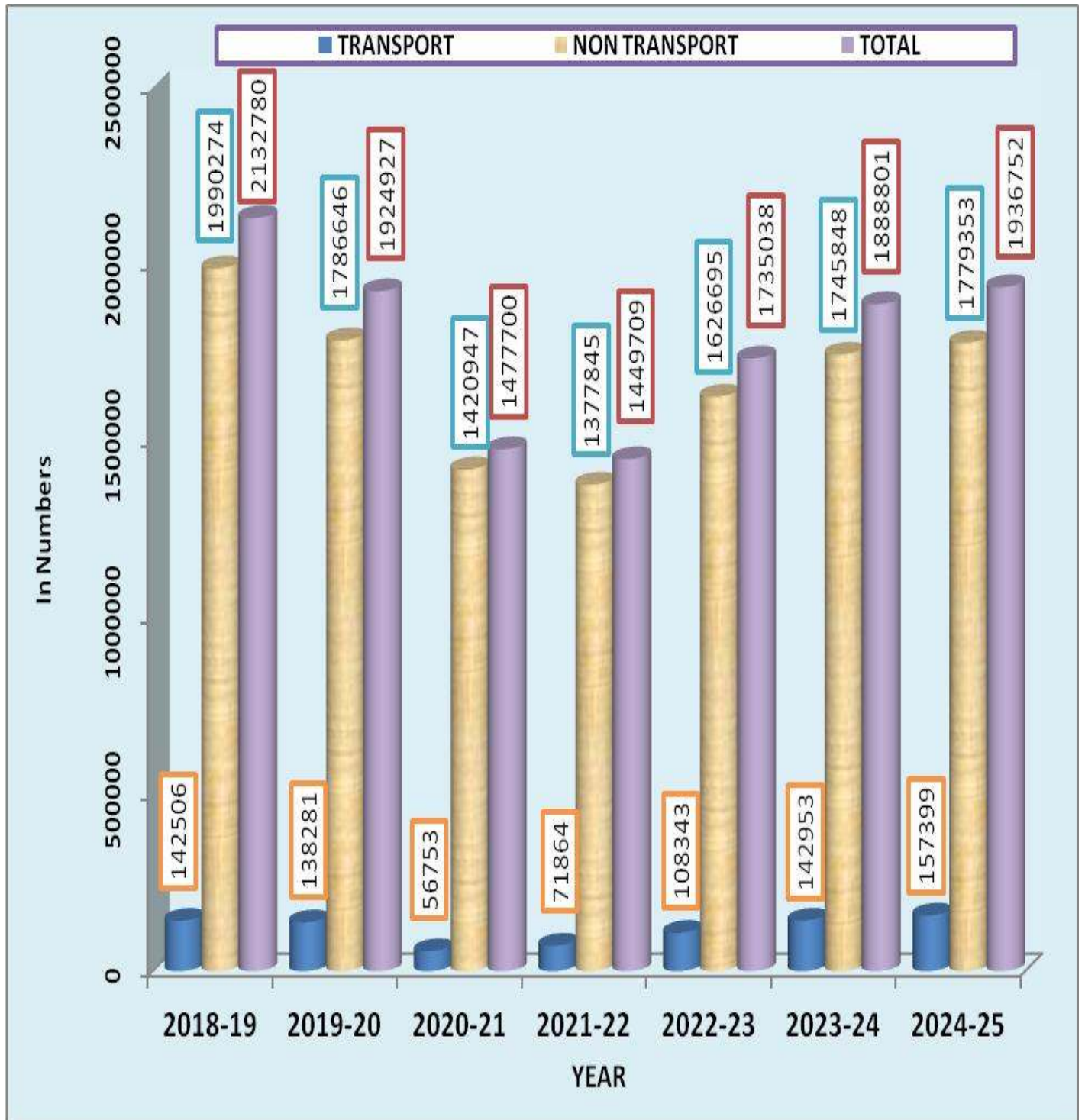
## 27. NEWLY REGISTERED TRANSPORT VEHICLES IN TAMIL NADU

YEAR	2014-15	2015-16	2016-17	2017-18	2018-19	2019-20	2020-21	2021-22	2022-23	2023-24	2024-25
AMBULANCE	686	481	928	599	214	604	809	872	673	940	762
AUTO	22572	20444	26630	27286	38429	40909	7395	8246	21574	41148	42709
MOTOR CAB	11275	16218	21393	17376	16433	13397	2677	2980	4948	15938	28877
MAXI CAB	8090	8275	9367	4211	3834	3103	115	238	606	1701	2860
OMNIBUS	66	174	282	130	103	41	16	16	76	611	875
LMV OMNI BUS	192	61	45	23	59	96	0	0	0	0	0
SCHOOL BUS	3235	3298	3533	3405	3581	3670	151	481	2656	3580	3717
PSV	1265	1469	1865	1468	1544	1703	646	991	1788	1728	2278
GOODS CARRIAGE	0	0	0	0	0	0	0	0	68963	65628	58387
THREE WHEELER GOODS	0	0	0	0	0	0	0	0	4814	6771	6854
e-RICKSHAW WITH CART(G)	0	0	0	0	0	0	0	0	360	1735	4460
e-RICKSHAW (P)	0	0	0	0	0	0	0	0	0	2	2
NCP	20871	21313	25188	29191	52429	62916	23191	48024	0	0	0
LMV G.VECLE	2957	3352	5446	7373	9821	2701	21065	8600	0	0	0
MMV G.VECLE	2915	3577	4469	4567	2389	0	0	423	0	0	0
HMV G.VEHICLE	11073	13523	10668	10884	6463	0	0	1	0	0	0
ARTICU. VEHICLE	4713	5359	3961	3193	4572	3638	643	933	1690	2130	2234
STAGE CARRIAGE	1092	1853	1403	756	2382	5461	29	19	107	757	3167
MINI BUS	40	165	41	14	0	0	0	0	0	0	0
POWER TRILLER	15	5	5	19	5	0	0	0	0	0	0
FIRE FIGHTER	29	6	5	4	25	19	0	2	16	82	61
TRACTOR	273	341	294	222	145	18	15	37	67	199	154
TRAILOR	219	176	164	118	78	5	1	1	5	3	2
<b>TOTAL</b>	<b>91578</b>	<b>100090</b>	<b>115687</b>	<b>110839</b>	<b>142506</b>	<b>138281</b>	<b>56753</b>	<b>71864</b>	<b>108343</b>	<b>142953</b>	<b>157399</b>

## 27. NEWLY REGISTERED NON – TRANSPORT VEHICLES IN TAMILNADU

YEAR	2014-15	2015-16	2016-17	2017-18	2018-19	2019-20	2020-21	2021-22	2022-23	2023-24	2024-25
<b>MOTOR CYCLE</b>	917576	905038	1074046	1035625	1392290	1393041	1123674	1052203	1251779	1362493	1410828
<b>SCOOTER</b>	257964	308178	375415	451530	252880	82937	32273	34218	40980	34215	30964
<b>Moped</b>	220847	195892	137206	111753	114845	96190	70782	62904	56037	50802	48526
<b>MOTOR CAR</b>	154070	159940	183475	199065	196501	181401	156862	192733	236652	253224	244216
<b>JEEP</b>	327	429	197	182	67	0	0	0	0	0	0
<b>STATION WAGON</b>	16	35	72	24	0	0	0	0	0	0	0
<b>TRI CYCLE AUTO</b>	1	3	0	1	4	0	0	0	0	0	0
<b>3 WHEELER (P)</b>	52	10	79	202	392	207	119	161	235	282	420
<b>4 WHEELER</b>	0	1	4	104	0	0	0	0	0	0	0
<b>ROAD ROLLERS</b>	50	56	100	123	40	23	16	1	4	5	1
<b>TRACTORS</b>	7894	10289	14218	17423	22831	23409	28461	27011	28553	30860	26677
<b>TRAILORS</b>	1189	1295	1361	688	101	169	153	0	0	0	0
<b>OTHERS</b>	3443	3423	3758	5873	10323	9269	8607	8614	12455	13967	17721
<b>TOTAL (Non Transport)</b>	<b>1563429</b>	<b>1584589</b>	<b>1789931</b>	<b>1822593</b>	<b>1990274</b>	<b>1786646</b>	<b>1420947</b>	<b>1377845</b>	<b>1626695</b>	<b>1745848</b>	<b>1779353</b>
<b>Grand Total</b>	<b>1655007</b>	<b>1684679</b>	<b>1905618</b>	<b>1933432</b>	<b>2132780</b>	<b>1924967</b>	<b>1477700</b>	<b>1449709</b>	<b>1735038</b>	<b>1888801</b>	<b>1936752</b>

## 27. NEWLY REGISTERED TRANSPORT AND NON-TRANSPORT VEHICLES IN TAMILNADU



**27. MONTH-WISE NEWLY REGISTERED TRANSPORT VEHICLES IN  
TAMIL NADU FOR THE YEAR 2018-19**

<b>Transport Vehicles</b>	<b>April 2018</b>	<b>May 2018</b>	<b>June 2018</b>	<b>July 2018</b>	<b>Aug 2018</b>	<b>Sep 2018</b>	<b>Oct 2018</b>	<b>Nov 2018</b>	<b>Dec 2018</b>	<b>Jan 2019</b>	<b>Feb 2019</b>	<b>Mar 2019</b>	<b>Total</b>
Ambulance	28	32	34	14	23	4	9	9	22	14	12	13	214
Auto- rickshaw	3050	3072	2650	3088	3052	3128	3472	2905	2848	3412	3793	3959	38429
Motor Cab	1518	1471	1438	1660	1655	1384	1220	1035	1168	1478	1072	1334	16433
Maxi Cab	357	356	355	369	312	319	337	245	226	364	284	310	3834
Omni Bus	10	2	26	26	4	13	5	1	6	4	1	5	103
LMV Omni Bus	2	18	2	2	7	0	0	2	0	20	0	6	59
School Bus	194	412	996	734	330	189	189	111	86	90	104	146	3581
PSV	169	176	180	236	84	123	90	80	76	100	94	136	1544
NCP	3356	3151	3177	3824	3657	5875	5790	4467	187	6180	6091	6674	52429
LMV G.Vehicle	903	794	810	730	481	265	237	212	4567	259	275	288	9821
MMV G.Vehicle	614	516	397	430	432	0	0	0	0	0	0	0	2389
HMV G.Vehicle	1645	1386	1003	1453	976	0	0	0	0	0	0	0	6463
Articulated Vehicle	379	360	327	220	219	220	473	371	319	526	531	627	4572
Stage Carriage	4	8	307	238	125	58	207	25	177	421	273	539	2382
Mini Bus	0	0	0	0	0	0	0	0	0	0	0	0	0
Power Tractor	0	2	1	0	2	0	0	0	0	0	0	0	5
Fire Fighter	0	0	0	0	1	3	0	10	5	0	0	6	25
Tractor	3	72	36	18	0	1	0	4	0	2	8	1	145
Tractor	2	14	2	2	6	0	0	22	29	0	1	0	78
<b>Transport Total</b>	<b>12234</b>	<b>11842</b>	<b>11741</b>	<b>13044</b>	<b>11366</b>	<b>11582</b>	<b>12029</b>	<b>9499</b>	<b>9716</b>	<b>12870</b>	<b>12539</b>	<b>14044</b>	<b>142506</b>

**27. MONTH-WISE NEWLY REGISTERED NON-TRANSPORT VEHICLES IN  
TAMIL NADU FOR THE YEAR 2018-19**

Non Transport Vehicles	April 2018	May 2018	June 2018	July 2018	Aug 2018	Sep 2018	Oct 2018	Nov 2018	Dec 2018	Jan 2019	Feb 2019	Mar 2019	Total
Motor Cycle	90665	97277	98086	113457	113280	141259	112928	124901	91183	130876	140410	137968	1392290
Scooter	41892	46340	36788	36110	30583	9644	8837	8987	6123	9320	9133	9123	252880
Moped	9703	9567	8614	9889	8884	9994	7767	8549	8293	11041	11290	11254	114845
Motor Car	17801	16674	16196	16765	16820	15585	14990	14157	15158	22332	14234	15789	196501
Jeep	37	7	7	10	6	0	0	0	0	0	0	0	67
Station Wagon	0	0	0	0	0	0	0	0	0	0	0	0	0
Tricycle auto	0	4	0	0	0	0	0	0	0	0	0	0	4
Three Wheeler	38	140	40	2	73	21	13	16	11	11	14	13	392
Four Wheelers	0	0	0	0	0	0	0	0	0	0	0	0	0
Road Rollers	10	4	10	5	10	0	0	0	1	0	0	0	40
Tractor	2563	2213	1829	1961	1485	1305	1970	1396	1182	1813	2340	2774	22831
Trailer	36	29	12	15	9	0	0	0	0	0	0	0	101
Others	581	705	715	802	775	809	928	597	707	824	1560	1320	10323
<b>Non Transport Total</b>	<b>163326</b>	<b>172960</b>	<b>162297</b>	<b>179016</b>	<b>171925</b>	<b>178617</b>	<b>147433</b>	<b>158603</b>	<b>122658</b>	<b>176217</b>	<b>178981</b>	<b>178241</b>	<b>1990274</b>
<b>Grand Total (Transport + Non Transport)</b>	<b>175560</b>	<b>184802</b>	<b>174038</b>	<b>192060</b>	<b>183291</b>	<b>190199</b>	<b>159462</b>	<b>168102</b>	<b>132374</b>	<b>189087</b>	<b>191520</b>	<b>192285</b>	<b>2132780</b>

**27. MONTH-WISE NEWLY REGISTERED TRANSPORT VEHICLES IN  
TAMIL NADU FOR THE YEAR 2019-20**

Transport Vehicles	April 2019	May 2019	Jun 2019	Jul 2019	Aug 2019	Sep 2019	Oct 2019	Nov 2019	Dec 20 19	Jan 2020	Feb 2020	Mar 2020	Total
Ambulance	34	23	39	47	15	41	23	20	18	44	125	175	604
Auto-rickshaw	3160	3174	2852	3686	3181	3276	3166	3627	2662	3534	4038	4553	40909
Motor Cab	1147	1086	1006	1353	1035	982	891	1106	1177	1585	1269	760	13397
Maxi Cab	268	268	252	343	303	278	231	191	178	279	229	283	3103
Omni Bus	2	5	0	4	4	0	2	2	5	5	9	3	41
LMV Omni Bus	0	0	4	0	0	0	0	0	0	11	0	81	96
School Bus	190	600	868	593	240	137	86	82	89	104	122	559	3670
PSV	137	149	125	169	106	111	93	175	99	106	89	344	1703
NCP	6111	5306	4642	232	4757	4470	4054	4268	4100	5889	6224	7270	62916
LMV G.Vehicle	235	183	180	5825	184	231	204	220	197	257	292	286	2701
MMV G.Vehicle	0	0	0	0	0	0	0	0	0	0	0	0	0
HMV G.Vehicle	0	0	0	0	0	0	0	0	0	0	0	0	0
Articulated Vehicle	569	510	354	492	390	212	157	143	168	210	240	193	3638
Stage Carriage	533	610	556	333	265	283	243	112	120	373	520	1513	5461
Mini Bus	0	0	0	0	0	0	0	0	0	0	0	0	0
Power Trailor	0	0	0	0	0	0	0	0	0	0	0	0	0
Fire Fighter	1	1	0	0	0	2	1	1	0	8	5	0	19
Tractor	5	1	2	3	1	1	1	1	0	0	2	1	18
Trailor	0	0	0	0	2	2	0	0	0	0	0	1	5
<b>Transport Total</b>	<b>12392</b>	<b>11916</b>	<b>10880</b>	<b>13080</b>	<b>10483</b>	<b>10026</b>	<b>9152</b>	<b>9948</b>	<b>8813</b>	<b>12405</b>	<b>13164</b>	<b>16022</b>	<b>138281</b>

**27. MONTH-WISE NEWLY REGISTERED NON-TRANSPORT VEHICLES IN  
TAMIL NADU FOR THE YEAR 2019-2020**

<b>Non Transport Vehicles</b>	<b>April 2019</b>	<b>May 2019</b>	<b>Jun 2019</b>	<b>Jul 2019</b>	<b>Aug 2019</b>	<b>Sep 2019</b>	<b>Oct 2019</b>	<b>Nov 2019</b>	<b>Dec 20 19</b>	<b>Jan 2020</b>	<b>Feb 2020</b>	<b>Mar 2020</b>	<b>Total</b>
Motor Cycle	114258	114468	109672	130972	119473	106363	102382	128671	83481	121945	132539	128817	1393041
Scooter	7708	7866	6965	8936	7587	6745	6936	7464	4878	7368	6209	4275	82937
Moped	9314	8696	7764	9160	7906	7006	6747	8554	5896	8129	9419	7599	96190
Motor Car	15751	15154	14013	15008	13840	12598	14225	15083	14663	21700	13614	15752	181401
Jeep	0	0	0	0	0	0	0	0	0	0	0	0	0
Station Wagon	0	0	0	0	0	0	0	0	0	0	0	0	0
Tricycle auto	0	0	0	0	0	0	0	0	0	0	0	0	0
Three Wheeler	18	15	16	14	14	16	20	16	16	18	20	24	207
Four Wheelers	0	0	0	0	0	0	0	0	0	0	0	0	0
Road Rollers	0	1	1	3	0	13	0	0	0	0	0	5	23
Tractor	2353	2083	1563	1796	1320	1936	2033	1906	1231	1590	2389	3209	23409
Trailer	8	10	8	91	10	0	11	5	3	0	12	11	169
Others	770	545	569	664	626	620	488	538	414	628	1316	2091	9269
<b>Non Transport Total</b>	<b>150180</b>	<b>148838</b>	<b>140571</b>	<b>166644</b>	<b>150776</b>	<b>135297</b>	<b>132842</b>	<b>162237</b>	<b>110582</b>	<b>161378</b>	<b>165518</b>	<b>161783</b>	<b>1786646</b>
<b>Grand Total (Transport + Non Transport)</b>	<b>162572</b>	<b>160754</b>	<b>151451</b>	<b>179724</b>	<b>161259</b>	<b>145323</b>	<b>141994</b>	<b>172185</b>	<b>119395</b>	<b>173783</b>	<b>178682</b>	<b>177805</b>	<b>1924927</b>

**27. MONTH-WISE NEWLY REGISTERED TRANSPORT VEHICLES IN  
TAMIL NADU FOR THE YEAR 2020-2021**

Transport Vehicles	April 2020	May 2020	Jun 2020	Jul 2020	Aug 2020	Sep 2020	Oct 2020	Nov 2020	Dec 2020	Jan 2021	Feb 2021	Mar 2021	Total
Ambulance	0	1	5	27	119	300	163	22	49	26	54	43	809
Auto-rickshaw	0	4	209	292	355	1273	679	645	695	761	1095	1387	7395
Motor Cab	0	10	95	144	187	279	305	293	324	373	330	337	2677
Maxi Cab	0	0	0	0	0	8	13	20	22	11	17	24	115
Omni Bus	0	0	0	0	0	2	7	0	0	5	0	2	16
LMV Omni Bus	0	0	0	0	0	0	0	0	0	0	0	0	0
School Bus	0	0	0	0	7	73	13	15	13	5	17	8	151
PSV	0	0	1	19	37	108	69	79	57	69	66	141	646
NCP	0	20	152	224	3269	4347	250	211	228	256	6508	7726	23191
LMV G.Vehicle	1	20	1141	1882	244	341	4242	4075	4059	4395	332	334	21066
MMV G.Vehicle	0	0	0	0	0	0	0	0	0	0	0	0	0
HMV G.Vehicle	0	0	0	0	0	0	0	0	0	0	0	0	0
Articulated Vehicle	0	0	1	25	48	100	51	50	60	61	109	138	643
Stage Carriage	0	0	0	1	5	8	1	1	3	2	2	6	29
Mini Bus	0	0	0	0	0	0	0	0	0	0	0	0	0
Power Tractor	0	0	0	0	0	0	0	0	0	0	0	0	0
Fire Fighter	3	0	0	0	0	0	0	0	0	0	0	0	3
Tractor	0	0	0	1	2	3	2	1	0	3	2	1	15
Trailer	0	0	1	0	0	0	0	0	0	0	0	0	1
<b>Transport Total</b>	<b>4</b>	<b>55</b>	<b>1605</b>	<b>2615</b>	<b>4273</b>	<b>6842</b>	<b>5795</b>	<b>5412</b>	<b>5510</b>	<b>5967</b>	<b>8532</b>	<b>10147</b>	<b>56757</b>

**27. MONTH-WISE NEWLY REGISTERED NON-TRANSPORT VEHICLES IN  
TAMIL NADU FOR THE YEAR 2020-2021**

<b>Non Transport Vehicles</b>	<b>April 2020</b>	<b>May 2020</b>	<b>Jun 2020</b>	<b>Jul 2020</b>	<b>Aug 2020</b>	<b>Sep 2020</b>	<b>Oct 2020</b>	<b>Nov 2020</b>	<b>Dec 2020</b>	<b>Jan 2021</b>	<b>Feb 2021</b>	<b>Mar 2021</b>	<b>Total</b>
Motor Cycle	2	26679	86608	86505	100520	132122	103053	113729	89388	116272	139581	129217	1123676
Scooter	0	826	2489	2309	2986	3527	3070	2973	2634	3402	4074	3983	32273
Moped	0	2586	8277	7087	7247	8333	5839	6416	5394	5789	7022	6792	70782
Motor Car	1	2216	8729	8834	10773	15100	16005	16274	17773	20479	19222	21457	156863
Jeep	0	0	0	0	0	0	0	0	0	0	0	0	0
Station Wagon	0	0	0	0	0	0	0	0	0	0	0	0	0
Tricycle auto	0	0	0	0	0	0	0	0	0	0	0	0	0
Three Wheeler	0	1	1	4	10	20	15	6	13	6	17	26	119
Four Wheelers	0	0	0	0	0	0	0	0	0	0	0	0	0
Road Rollers	0	1	3	6	3	0	1	0	0	0	0	2	16
Tractor	0	354	2552	2812	2228	3592	2538	2177	1845	1919	3518	4926	28461
Trailer	0	2	6	7	52	21	6	40	18	0	1	0	153
Others	0	120	464	569	636	811	687	587	1092	1107	1307	1227	8607
<b>Non Transport Total</b>	<b>3</b>	<b>32785</b>	<b>109129</b>	<b>108133</b>	<b>124455</b>	<b>163526</b>	<b>131214</b>	<b>142202</b>	<b>118157</b>	<b>148974</b>	<b>174742</b>	<b>167630</b>	<b>1420950</b>
<b>Grand Total (Transport + Non Transport)</b>	<b>7</b>	<b>32840</b>	<b>110734</b>	<b>110748</b>	<b>128728</b>	<b>170368</b>	<b>137009</b>	<b>147614</b>	<b>123667</b>	<b>154941</b>	<b>183274</b>	<b>177777</b>	<b>1477707</b>

**27. MONTH-WISE NEWLY REGISTERED TRANSPORT VEHICLES IN  
TAMIL NADU FOR THE YEAR 2021-2022**

<b>Transport Vehicles</b>	<b>April 2021</b>	<b>May 2021</b>	<b>Jun 2021</b>	<b>Jul 2021</b>	<b>Aug 2021</b>	<b>Sep 2021</b>	<b>Oct 2021</b>	<b>Nov 2021</b>	<b>Dec 2021</b>	<b>Jan 2022</b>	<b>Feb 2022</b>	<b>Mar 2022</b>	<b>Total</b>
Ambulance	50	38	53	106	84	65	52	207	23	25	23	146	<b>872</b>
Auto-rickshaw	779	163	157	497	515	566	538	666	788	1084	985	1508	<b>8246</b>
Motor Cab	356	76	116	365	294	315	135	166	255	298	188	416	<b>2980</b>
Maxi Cab	21	8	13	27	17	17	20	23	13	27	19	33	<b>238</b>
Omni Bus	1	1	0	3	0	2	1	3	1	1	0	3	<b>16</b>
LMV Omni Bus	0	0	0	0	0	0	0	0	0	0	0	0	<b>0</b>
School Bus	10	1	7	18	25	16	10	59	90	54	110	81	<b>481</b>
PSV	89	29	33	88	93	156	86	98	92	67	58	102	<b>991</b>
NCP	5627	1017	1926	4945	4547	459	4435	3837	4218	5518	5291	6204	<b>48024</b>
LMV G.Vehicle	255	37	105	391	505	5136	264	267	405	318	432	485	<b>8600</b>
MMV G.Vehicle	201	62	91	4	9	0	12	0	0	0	14	30	<b>423</b>
HMV G.Vehicle	0	0	0	0	0	0	0	0	0	0	1	0	<b>1</b>
Articulated Vehicle	127	30	25	50	66	88	54	71	47	124	90	161	<b>933</b>
Stage Carriage	3	0	3	2	0	2	1	0	1	1	1	5	<b>19</b>
Mini Bus	0	0	0	0	0	0	0	0	0	0	0	0	<b>0</b>
Power Tractor	0	0	0	0	0	0	0	0	0	0	0	0	<b>0</b>
Fire Fighter	0	2	0	0	0	0	0	0	0	0	0	0	<b>2</b>
Tractor	1	1	1	5	2	5	3	2	5	1	3	8	<b>37</b>
Trailer	0	0	0	0	0	0	0	0	0	0	0	1	<b>1</b>
<b>Transport Total</b>	<b>7520</b>	<b>1465</b>	<b>2530</b>	<b>6501</b>	<b>6157</b>	<b>6827</b>	<b>5611</b>	<b>5399</b>	<b>5938</b>	<b>7518</b>	<b>7215</b>	<b>9183</b>	<b>71864</b>

**27. MONTH-WISE NEWLY REGISTERED NON-TRANSPORT VEHICLES IN  
TAMIL NADU FOR THE YEAR 2021-2022**

<b>Non Transport Vehicles</b>	<b>April 2021</b>	<b>May 2021</b>	<b>Jun 2021</b>	<b>Jul 2021</b>	<b>Aug 2021</b>	<b>Sep 2021</b>	<b>Oct 2021</b>	<b>Nov 2021</b>	<b>Dec 2021</b>	<b>Jan 2022</b>	<b>Feb 2022</b>	<b>Mar 2022</b>	<b>Total</b>
Motor Cycle	99060	16333	41687	112144	99215	99048	78104	102367	76126	114566	99725	113828	<b>1052203</b>
Scooter	2924	466	1075	3020	3412	2953	2861	2710	2804	3607	3856	4530	<b>34218</b>
Moped	5676	1036	2435	7655	6820	6475	4706	6125	4557	6230	5275	5914	<b>62904</b>
Motor Car	18468	3332	7673	20501	20570	18512	14659	15365	16747	20191	16524	20191	<b>192733</b>
Jeep	0	0	0	0	0	0	0	0	0	0	0	0	<b>0</b>
Station Wagon	0	0	0	0	0	0	0	0	0	0	0	0	<b>0</b>
Tricycle auto	0	0	0	0	0	0	0	0	0	0	0	0	<b>0</b>
Three Wheeler	15	3	2	13	16	16	8	16	21	21	7	23	<b>161</b>
Four Wheelers	0	0	0	0	0	0	0	0	0	0	0	0	<b>0</b>
Road Rollers	0	0	0	0	0	0	0	0	0	0	0	1	<b>1</b>
Tractor	2375	427	840	3259	2677	2674	2030	1739	1628	2310	3292	3760	<b>27011</b>
Trailer	0	0	0	0	0	0	0	0	0	0	0	0	<b>0</b>
Others	793	128	234	528	518	613	949	926	703	814	869	1539	<b>8614</b>
<b>Non Transport Total</b>	<b>129311</b>	<b>21725</b>	<b>53946</b>	<b>147120</b>	<b>133228</b>	<b>130291</b>	<b>103317</b>	<b>129248</b>	<b>102586</b>	<b>147739</b>	<b>129548</b>	<b>149786</b>	<b>1377845</b>
<b>Grand Total (Transport + Non Transport)</b>	<b>136831</b>	<b>23190</b>	<b>56476</b>	<b>153621</b>	<b>139385</b>	<b>137118</b>	<b>108928</b>	<b>134647</b>	<b>108524</b>	<b>155257</b>	<b>136763</b>	<b>158969</b>	<b>1449709</b>

**27. MONTH-WISE NEWLY REGISTERED TRANSPORT VEHICLES IN  
TAMIL NADU FOR THE YEAR 2022-2023**

Transport Vehicles	Apr-22	May-22	Jun-22	Jul-22	Aug-22	Sep-22	Oct-22	Nov-22	Dec-22	Jan-23	Feb-23	Mar-23	Total
Ambulance	160	192	15	18	15	100	19	22	24	44	35	29	<b>673</b>
Auto- rickshaw	1030	1253	1143	987	1722	1799	1522	2045	1841	2073	2783	3376	<b>21574</b>
Motor Cab	403	333	250	197	214	422	583	541	580	549	389	487	<b>4948</b>
Maxi Cab	25	21	31	33	43	46	50	73	45	71	69	99	<b>606</b>
Omni Bus	1	1	2	0	0	3	7	8	5	14	18	17	<b>76</b>
LMV Omni Bus	0	0	0	0	0	0	0	0	0	0	0	0	<b>0</b>
School Bus	107	135	446	413	386	330	137	180	131	93	117	181	<b>2656</b>
PSV	102	112	81	115	104	137	160	151	292	230	125	179	<b>1788</b>
Goods Carriage	5866	5414	5479	5452	5652	6132	4992	5467	4809	6582	5926	7192	<b>68963</b>
Three Wheeler Goods	388	295	800	377	503	353	278	332	260	317	349	562	<b>4814</b>
e-Rickshaw with cart (G)	45	20	10	35	17	19	13	18	32	13	54	84	<b>360</b>
Articulated Vehicle	138	160	127	96	153	119	139	139	110	122	211	176	<b>1690</b>
Stage Carriage	3	2	4	17	13	5	14	5	9	11	10	14	<b>107</b>
Mini Bus	0	0	0	0	0	0	0	0	0	0	0	0	<b>0</b>
Power Tractor	0	0	0	0	0	0	0	0	0	0	0	0	<b>0</b>
Fire Fighter	2	1	1	0	0	1	0	0	1	1	8	1	<b>16</b>
Tractor	0	0	3	4	3	5	1	9	4	9	4	25	<b>67</b>
Trailer	0	3	1	0	0	0	0	0	0	0	1	0	<b>5</b>
<b>Transport Total</b>	<b>8270</b>	<b>7942</b>	<b>8393</b>	<b>7744</b>	<b>8825</b>	<b>9471</b>	<b>7915</b>	<b>8990</b>	<b>8143</b>	<b>10129</b>	<b>10099</b>	<b>12422</b>	<b>108343</b>

**27. MONTH-WISE NEWLY REGISTERED NON-TRANSPORT VEHICLES IN  
TAMIL NADU FOR THE YEAR 2022-2023**

<b>Non Transport Vehicles</b>	<b>Apr-22</b>	<b>May-22</b>	<b>Jun-22</b>	<b>Jul-22</b>	<b>Aug-22</b>	<b>Sep-22</b>	<b>Oct-22</b>	<b>Nov-22</b>	<b>Dec-22</b>	<b>Jan-23</b>	<b>Feb-23</b>	<b>Mar-23</b>	<b>Total</b>
Motor Cycle	98213	94533	102064	95702	111113	113220	103697	112006	72362	126915	110517	111437	<b>1251779</b>
Scooter	3678	3507	3944	3667	3847	3648	3210	3304	2231	3539	3042	3363	<b>40980</b>
Moped	4751	4522	4735	4427	5353	4916	4601	4799	3253	5310	4797	4573	<b>56037</b>
Motor Car	17096	19035	20341	17637	20730	20813	17842	19640	19625	23881	18368	21644	<b>236652</b>
Jeep	0	0	0	0	0	0	0	0	0	0	0	0	<b>0</b>
Station Wagon	0	0	0	0	0	0	0	0	0	0	0	0	<b>0</b>
Three Wheeler	23	17	16	21	14	19	20	22	11	19	22	31	<b>235</b>
Road Rollers	3	0	0	0	0	0	0	1	0	0	0	0	<b>4</b>
Tractor	2186	2398	2232	2178	2251	2377	1569	2389	1788	2386	3149	3650	<b>28553</b>
Trailer	0	0	0	0	0	0	0	0	0	0	0	0	<b>0</b>
Others	1363	839	717	582	560	547	577	541	480	539	3985	1725	<b>12455</b>
<b>Non Transport Total</b>	<b>127313</b>	<b>124851</b>	<b>134049</b>	<b>124214</b>	<b>143868</b>	<b>145540</b>	<b>131516</b>	<b>142702</b>	<b>99750</b>	<b>162589</b>	<b>143880</b>	<b>146423</b>	<b>1626695</b>
<b>Grand Total (Transport + Non Transport)</b>	<b>135583</b>	<b>132793</b>	<b>142442</b>	<b>131958</b>	<b>152693</b>	<b>155011</b>	<b>139431</b>	<b>151692</b>	<b>107893</b>	<b>172718</b>	<b>153979</b>	<b>158845</b>	<b>1735038</b>

**27. MONTH-WISE NEWLY REGISTERED TRANSPORT VEHICLES IN  
TAMIL NADU FOR THE YEAR 2023-2024**

<b>Transport Vehicles</b>	<b>Apr-23</b>	<b>May-23</b>	<b>Jun-23</b>	<b>Jul-23</b>	<b>Aug-23</b>	<b>Sep-23</b>	<b>Oct-23</b>	<b>Nov-23</b>	<b>Dec-23</b>	<b>Jan-24</b>	<b>Feb-24</b>	<b>Mar-24</b>	<b>Total</b>
Ambulance	41	66	127	114	105	73	66	122	48	68	53	57	<b>940</b>
AUTO	2737	1563	3585	3390	3885	3321	3486	3419	3013	3635	4826	4288	<b>41148</b>
MOTOR CAB	281	273	273	475	1486	1572	1764	1475	1561	2382	2063	2333	<b>15938</b>
MAXI CAB	72	73	64	77	144	138	229	115	117	165	228	279	<b>1701</b>
OMNIBUS	15	16	6	70	71	68	73	30	67	85	59	51	<b>611</b>
LMV OMNI BUS	0	0	0	0	0	0	0	0	0	0	0	0	<b>0</b>
SCHOOL BUS	269	474	804	602	358	238	193	131	128	108	149	126	<b>3580</b>
PSV	109	137	142	155	120	139	141	228	111	124	184	138	<b>1728</b>
GOODS CARRIAGES	6021	5111	5509	5855	5771	5619	5851	4380	4301	5820	5836	5554	<b>65628</b>
THREE WHEELER GOODS	536	647	881	777	575	492	425	430	381	511	526	590	<b>6771</b>
e-Rickshaw with Cart (G)	137	69	185	194	160	192	90	117	162	189	151	89	<b>1735</b>
e-Rickshaw(P)	1	0	0	1	0	0	0	0	0	0	0	0	<b>2</b>
ARTICU. VEHICLE	153	211	183	147	182	186	159	194	125	190	207	193	<b>2130</b>
STAGE CARRIAGE	14	13	9	14	14	37	18	13	20	199	201	205	<b>757</b>
Mini bus	0	0	0	0	0	0	0	0	0	0	0	0	<b>0</b>
POWER TRAILOR	0	0	0	0	0	0	0	0	0	0	0	0	<b>0</b>
FIRE FIGHTER	15	6	1	2	15	15	6	2	0	18	1	1	<b>82</b>
TRACTOR	42	18	19	18	10	17	17	5	33	1	10	9	<b>199</b>
TRAILOR	0	2	0	0	0	0	1	0	0	0	0	0	<b>3</b>
<b>TOTAL</b>	<b>10443</b>	<b>8679</b>	<b>11788</b>	<b>11891</b>	<b>12896</b>	<b>12107</b>	<b>12519</b>	<b>10661</b>	<b>10067</b>	<b>13495</b>	<b>14494</b>	<b>13913</b>	<b>142953</b>

**27. MONTH-WISE NEWLY REGISTERED NON-TRANSPORT VEHICLES IN  
TAMIL NADU FOR THE YEAR 2023-2024**

<b>Non Transport Vehicles</b>	<b>Apr-23</b>	<b>May-23</b>	<b>Jun-23</b>	<b>Jul-23</b>	<b>Aug-23</b>	<b>Sep-23</b>	<b>Oct-23</b>	<b>Nov-23</b>	<b>Dec-23</b>	<b>Jan-24</b>	<b>Feb-24</b>	<b>Mar-24</b>	<b>Total</b>
MOTOR CYCLE	88382	102231	113904	112393	121789	109567	124248	115036	77853	144981	135161	116948	1362493
SCOOTER	2507	2959	3284	2807	2726	2519	2962	2305	1717	3599	3633	3197	34215
Moped	3911	4131	4259	4119	4480	3982	4445	4583	3165	5036	4737	3954	50802
MOTOR CAR	18379	20517	22703	20078	22048	20889	26577	17540	17685	26065	20975	19768	253224
TRACTOR	2575	2705	2514	2442	2494	2192	2102	2539	1928	2217	3405	3747	30860
TRAILOR	0	0	0	0	0	0	0	0	0	0	0	0	0
Three Wheelers (private)	19	21	23	36	23	22	25	23	23	15	29	23	282
ROAD ROLLERS	0	0	0	0	1	0	0	0	4	0	0	0	5
OTHERS	1722	1367	984	740	840	702	691	479	424	656	2300	3062	13967
<b>TOTAL</b>	<b>117495</b>	<b>133931</b>	<b>147671</b>	<b>142615</b>	<b>154401</b>	<b>139873</b>	<b>161050</b>	<b>142505</b>	<b>102799</b>	<b>182569</b>	<b>170240</b>	<b>150699</b>	<b>1745848</b>
<b>Grand Total</b>	<b>127938</b>	<b>142610</b>	<b>159459</b>	<b>154506</b>	<b>167297</b>	<b>151980</b>	<b>173569</b>	<b>153166</b>	<b>112866</b>	<b>196064</b>	<b>184734</b>	<b>164612</b>	<b>1888801</b>

**27. MONTH-WISE NEWLY REGISTERED TRANSPORT VEHICLES IN  
TAMIL NADU FOR THE YEAR 2024-2025**

<b>Transport Vehicles</b>	<b>Apr-24</b>	<b>May-24</b>	<b>Jun-24</b>	<b>July-24</b>	<b>Aug-24</b>	<b>Sep-24</b>	<b>Oct-24</b>	<b>Nov-24</b>	<b>Dec-24</b>	<b>Jan-25</b>	<b>Feb-25</b>	<b>Mar-25</b>	<b>Total 2024-25</b>
Ambulance	68	63	46	65	60	48	43	44	129	85	40	71	<b>762</b>
AUTO	3670	3468	3854	4675	3865	3691	3333	3256	2398	3563	3427	3509	<b>42709</b>
MOTOR CAB	2526	2646	2416	2585	2206	2345	2233	2522	1638	3571	2074	2115	<b>28877</b>
MAXI CAB	226	200	189	278	246	235	254	217	158	339	232	286	<b>2860</b>
OMNIBUS	46	62	53	37	35	71	90	59	121	121	95	85	<b>875</b>
LMV OMNI BUS	0	0	0	0	0	0	0	0	0	0	0	0	<b>0</b>
SCHOOL BUS	209	487	961	642	307	272	188	122	104	156	149	120	<b>3717</b>
PSV	199	189	190	253	166	153	207	169	148	223	184	197	<b>2278</b>
GOODS CARRIAGES	5885	4848	4239	5537	4717	4892	4499	4250	3924	5759	4966	4871	<b>58387</b>
THREE WHEELER GOODS	652	519	511	589	477	463	419	589	771	691	503	670	<b>6854</b>
e-Rickshaw with Cart (G)	200	123	224	303	232	227	581	606	518	150	643	653	<b>4460</b>
e-Rickshaw(P)	0	0	0	1	0	0	0	1	0	0	0	0	<b>2</b>
ARTICU. VEHICLE	228	186	162	175	164	132	158	194	179	179	200	277	<b>2234</b>
STAGE CARRIAGE	134	200	230	477	289	267	561	249	249	27	178	306	<b>3167</b>
Mini bus	0	0	0	0	0	0	0	0	0	0	0	0	<b>0</b>
POWER TRAILOR	0	0	0	0	0	0	0	0	0	0	0	0	<b>0</b>
FIRE FIGHTER	0	4	1	10	9	11	2	9	15	0	0	0	<b>61</b>
TRACTOR	3	64	15	34	7	3	10	1	0	4	11	2	<b>154</b>
TRAILOR	0	0	1	0	0	0	1	0	0	0	0	0	<b>2</b>
<b>TOTAL</b>	<b>14046</b>	<b>13059</b>	<b>13092</b>	<b>15661</b>	<b>12780</b>	<b>12810</b>	<b>12579</b>	<b>12288</b>	<b>10352</b>	<b>14868</b>	<b>12702</b>	<b>13162</b>	<b>157399</b>

## 27. MONTH-WISE NEWLY REGISTERED NON-TRANSPORT VEHICLES IN TAMIL NADU FOR THE YEAR 2024-2025

Non Transport Vehicles	Apr-24	May-24	Jun-24	Jul-24	Aug-24	Sep-24	Oct-24	Nov-24	Dec-24	Jan-25	Feb-25	Mar-25	Total 2024-25
MOTOR CYCLE	114723	112546	115249	130846	120549	115650	113283	128714	75037	152767	120108	111356	1410828
SCOOTER	3091	3046	2969	3690	2990	3408	2469	2243	1458	2376	1781	1443	30964
Moped	4140	3999	3872	4665	4903	3844	3565	4585	2653	4813	4039	3448	48526
MOTOR CAR	19890	19270	18299	21340	20175	19504	20149	18525	19728	30825	17651	18860	244216
TRACTOR	2245	2194	1838	2267	2011	2282	2041	1936	1464	2341	2671	3387	26677
TRILER	0	0	0	0	0	0	0	0	0	0	0	0	0
Three Wheelers (private)	26	39	48	31	29	37	40	46	21	33	30	40	420
ROAD ROLLERS	0	0	0	0	0	0	0	0	1	0	0	0	1
OTHERS	1402	890	609	701	565	716	602	682	1478	1820	2651	5605	17721
<b>TOTAL</b>	<b>145517</b>	<b>141984</b>	<b>142884</b>	<b>163540</b>	<b>151222</b>	<b>145441</b>	<b>142149</b>	<b>156731</b>	<b>101840</b>	<b>194975</b>	<b>148931</b>	<b>144139</b>	<b>1779353</b>
<b>Grand Total</b>	<b>159563</b>	<b>155043</b>	<b>155976</b>	<b>179201</b>	<b>164002</b>	<b>158251</b>	<b>154728</b>	<b>169019</b>	<b>112192</b>	<b>209843</b>	<b>161633</b>	<b>157301</b>	<b>1936752</b>

Month & Year	Newly Registered Vehicles in Tamil Nadu		
	Transport	Non Transport	Total
March 2025	13162	144139	157301
March 2024	13913	150699	164612
March 2023	12422	146423	158845

**27. MONTH-WISE NEWLY REGISTERED TRANSPORT VEHICLES IN  
CHENNAI CITY FOR THE YEAR 2018-19**

<b>Transport Vehicles</b>	<b>April 2018</b>	<b>May 2018</b>	<b>June 2018</b>	<b>July 2018</b>	<b>Aug 2018</b>	<b>Sep 2018</b>	<b>Oct 2018</b>	<b>Nov 2018</b>	<b>Dec 2018</b>	<b>Jan 2019</b>	<b>Feb 2019</b>	<b>Mar 2019</b>	<b>Total</b>
Ambulance	4	11	17	6	4	1	1	1	2	5	6	5	<b>63</b>
Auto-rickshaw	1101	1080	782	1205	1394	1263	1395	1206	1184	1551	1760	1776	<b>15697</b>
Motor Cab	529	530	318	697	747	490	420	368	449	477	297	425	<b>5747</b>
Maxi Cab	113	133	92	89	78	76	75	66	50	88	71	80	<b>1011</b>
Omni Bus	1	1	0	2	0	7	0	0	2	0	1	0	<b>14</b>
LMV Omni Bus	0	0	0	0	0	0	0	1	0	2	0	2	<b>5</b>
School Bus	12	50	69	95	14	10	34	6	6	14	6	19	<b>335</b>
PSV	12	4	0	14	6	8	15	11	13	24	14	14	<b>135</b>
NCP	530	449	495	609	810	813	867	647	29	881	834	926	<b>7890</b>
LMV G.Vehicle	126	174	88	27	22	47	43	39	721	34	36	38	<b>1395</b>
MMV G.Vehicle	93	55	24	55	6	0	0	0	0	0	0	0	<b>233</b>
HMV G.Vehicle	111	66	35	88	10	0	0	0	0	0	0	0	<b>310</b>
Articulated Vehicle	82	75	61	49	58	33	52	60	71	87	68	57	<b>753</b>
Stage Carriage	0	0	17	32	50	7	4	1	0	56	17	14	<b>198</b>
Mini Bus	0	0	0	0	0	0	0	0	0	0	0	0	<b>0</b>
Power Trailor	0	0	0	0	0	0	0	0	0	0	0	0	<b>0</b>
Fire Fighter	0	0	0	0	0	0	0	0	0	0	0	0	<b>0</b>
Tractor	0	0	0	0	0	1	0	0	0	0	1	0	<b>2</b>
Trailor	0	0	0	0	0	0	0	0	0	0	0	0	<b>0</b>
<b>Transport TOTAL</b>	<b>2714</b>	<b>2628</b>	<b>1998</b>	<b>2968</b>	<b>3199</b>	<b>2756</b>	<b>2906</b>	<b>2406</b>	<b>2527</b>	<b>3219</b>	<b>3111</b>	<b>3356</b>	<b>33788</b>

**27. MONTH-WISE NEWLY REGISTERED NON TRANSPORT VEHICLES IN CHENNAI CITY FOR THE YEAR 2018-19**

<b>Non Transport Vehicles</b>	<b>April 2018</b>	<b>May 2018</b>	<b>June 2018</b>	<b>July 2018</b>	<b>Aug 2018</b>	<b>Sep 2018</b>	<b>Oct 2018</b>	<b>Nov 2018</b>	<b>Dec 2018</b>	<b>Jan 2019</b>	<b>Feb 2019</b>	<b>Mar 2019</b>	<b>Total</b>
Motor Cycle	15151	15285	14839	19199	18796	15976	14323	15537	10994	17984	16913	18033	<b>193030</b>
Scooter	7559	7749	4490	7749	6858	4783	4393	4208	3214	5042	5015	4836	<b>65896</b>
Moped	475	467	366	809	796	627	594	596	457	686	735551	786	<b>742210</b>
Motor Car	5033	4540	4377	5306	5122	3979	4052	3986	4769	5876	3419	4263	<b>54722</b>
Jeep	2	1	1	0	6	0	0	0	0	0	0	0	<b>10</b>
Station Wagon	0	0	0	0	0	0	0	0	0	0	0	0	<b>0</b>
Tricycle auto	0	0	0	0	0	0	0	0	0	0	0	0	<b>0</b>
Three Wheeler	13	60	22	1	3	16	9	10	6	3	9	5	<b>157</b>
Four Wheelers	0	0	0	0	0	0	0	0	0	0	0	0	<b>0</b>
Road Rollers	1	0	0	0	0	0	0	0	0	0	0	0	<b>1</b>
Tractor	36	1	4	6	1	4	7	1	8	10	5	9	<b>92</b>
Trailer	0	0	0	0	0	0	0	0	0	0	0	0	<b>0</b>
Others	31	34	42	26	39	25	48	52	128	80	59	61	<b>625</b>
<b>Non Transport Total</b>	<b>28301</b>	<b>28137</b>	<b>24141</b>	<b>33096</b>	<b>31621</b>	<b>25410</b>	<b>23426</b>	<b>24390</b>	<b>19576</b>	<b>29681</b>	<b>26131</b>	<b>27993</b>	<b>321903</b>
<b>Grand Total (Transport + Non Transport)</b>	<b>31015</b>	<b>30765</b>	<b>26139</b>	<b>36064</b>	<b>34820</b>	<b>28166</b>	<b>26332</b>	<b>26796</b>	<b>22103</b>	<b>32900</b>	<b>29242</b>	<b>31349</b>	<b>355691</b>

**27. MONTH-WISE NEWLY REGISTERED TRANSPORT VEHICLES IN  
CHENNAI CITY FOR THE YEAR 2019-2020**

Transport Vehicles	April 2019	May 2019	June 2019	July 2019	Aug 2019	Sep 2019	Oct 2019	Nov 2019	Dec 2019	Jan 2020	Feb 2020	Mar 2020	Total
Ambulance	15	7	2	8	6	26	8	6	5	16	7	49	155
Auto- rickshaw	1424	1392	1165	1578	1463	1521	1401	1491	798	1382	1855	2150	17620
Motor Cab	328	318	333	453	304	273	231	343	362	405	421	201	3972
Maxi Cab	73	57	52	108	76	90	63	43	37	41	55	72	767
Omni Bus	0	3	0	0	0	0	0	1	2	0	0	0	6
LMV Omni Bus	0	0	0	0	0	0	0	0	0	1	0	19	20
School Bus	14	29	40	42	11	5	5	6	6	3	15	116	292
PSV	27	48	15	15	21	16	11	17	18	5	8	14	215
NCP	776	688	615	41	674	596	601	572	623	857	812	1030	8636
LMV G.Vehicle	38	30	24	792	32	20	23	24	18	24	30	40	344
MMV G.Vehicle	0	0	0	0	0	0	0	0	0	0	0	0	0
HMV G.Vehicle	0	0	0	0	0	0	0	0	0	0	0	0	0
Articulated Vehicle	23	55	46	51	61	55	27	20	38	27	53	56	512
Stage Carriage	127	251	322	190	109	110	63	31	26	142	102	344	1817
Mini Bus	0	0	0	0	0	0	0	0	0	0	0	0	0
Power Tractor	0	0	0	0	0	0	0	0	0	0	0	0	0
Fire Fighter	0	0	0	0	0	0	0	0	0	0	0	0	0
Tractor	0	0	0	0	0	0	0	0	0	0	0	0	0
Trailer	0	0	0	0	0	0	0	0	0	0	0	0	0
<b>Transport TOTAL</b>	<b>2845</b>	<b>2878</b>	<b>2614</b>	<b>3278</b>	<b>2757</b>	<b>2712</b>	<b>2433</b>	<b>2554</b>	<b>1933</b>	<b>2903</b>	<b>3358</b>	<b>4091</b>	<b>34356</b>

**27. MONTH-WISE NEWLY REGISTERED NON TRANSPORT VEHICLES IN CHENNAI  
CITY FOR THE YEAR 2019-2020**

Non Transport Vehicles	April 2019	May 2019	June 2019	July 2019	Aug 2019	Sep 2019	Oct 2019	Nov 2019	Dec 2019	Jan 2020	Feb 2020	Mar 2020	Total
Motor Cycle	15737	15373	14521	18234	16441	14255	13996	15005	11004	16561	16398	14966	<b>182491</b>
Scooter	4174	4252	3574	4934	4158	3686	3865	4003	2768	4347	3412	2089	<b>45262</b>
Moped	719	670	555	731	678	625	651	734	558	652	700	187	<b>7460</b>
Motor Car	4419	3971	3877	4162	3894	3376	4304	4170	4487	5442	3099	3891	<b>49092</b>
Jeep	0	0	0	0	0	0	0	0	0	0	0	0	<b>0</b>
Station Wagon	0	0	0	0	0	0	0	0	0	0	0	0	<b>0</b>
Tricycle auto	0	0	0	0	0	0	0	0	0	0	0	0	<b>0</b>
Three Wheeler	6	11	6	11	4	9	13	8	10	7	9	9	<b>103</b>
Four Wheelers	0	0	0	0	0	0	0	0	0	0	0	0	<b>0</b>
Road Rollers	0	0	0	0	0	0	0	0	0	0	0	3	<b>3</b>
Tractor	3	9	6	5	2	9	2	4	3	0	0	1	<b>44</b>
Trailer	0	0	0	4	0	0	0	0	0	0	0	0	<b>4</b>
Others	56	43	58	39	100	106	31	39	32	41	91	77	<b>713</b>
<b>Non Transport Total</b>	<b>25114</b>	<b>24329</b>	<b>22597</b>	<b>28120</b>	<b>25277</b>	<b>22066</b>	<b>22862</b>	<b>23963</b>	<b>18862</b>	<b>27050</b>	<b>23709</b>	<b>21223</b>	<b>285172</b>
<b>Grand Total (Transport + Non Transport)</b>	<b>27959</b>	<b>27207</b>	<b>25211</b>	<b>31398</b>	<b>28034</b>	<b>24778</b>	<b>25295</b>	<b>26517</b>	<b>20795</b>	<b>29953</b>	<b>27067</b>	<b>25314</b>	<b>319528</b>

**27. MONTH-WISE NEWLY REGISTERED TRANSPORT VEHICLES IN CHENNAI CITY  
FOR THE YEAR 2020-2021**

Transport Vehicles	April 2020	May 2020	Jun 2020	Jul 2020	Aug 2020	Sep 2020	Oct 2020	Nov 2020	Dec 2020	Jan 2021	Feb 2021	Mar 2021	Total
Ambulance	0	0	1	8	4	3	10	13	13	11	22	12	97
Auto- rickshaw	0	0	9	22	68	574	202	145	170	211	302	366	2069
Motor Cab	0	0	2	21	30	45	48	25	56	62	60	51	400
Maxi Cab	0	0	0	0	0	2	3	1	3	0	5	3	17
Omni Bus	0	0	0	0	0	0	4	0	0	0	0	0	4
LMV Omni Bus	0	0	0	0	0	0	0	0	0	0	0	0	0
School Bus	0	0	0	0	0	0	0	0	0	1	4	2	7
PSV	0	0	0	0	1	31	12	3	1	1	4	2	55
NCP	0	3	12	36	431	684	36	28	30	33	2087	2420	5800
LMV G.Vehicle	0	2	109	179	35	66	519	542	504	523	37	60	2576
MMV G.Vehicle	0	0	0	0	0	0	0	0	0	0	0	0	0
HMV G.Vehicle	0	0	0	0	0	0	0	0	0	0	0	0	0
Articulated Vehicle	0	0	0	0	0	2	12	9	15	6	50	47	141
Stage Carriage	0	0	0	1	4	0	0	1	0	0	0	0	6
Mini Bus	0	0	0	0	0	0	0	0	0	0	0	0	0
Power Trailor	0	0	0	0	0	0	0	0	0	0	0	0	0
Fire Fighter	0	0	0	0	0	0	0	0	0	0	0	0	0
Tractor	0	0	0	0	0	1	0	0	0	0	0	0	1
Trailor	0	0	0	0	0	0	0	0	0	0	0	0	0
<b>Transport TOTAL</b>	<b>0</b>	<b>5</b>	<b>133</b>	<b>267</b>	<b>573</b>	<b>1408</b>	<b>846</b>	<b>767</b>	<b>792</b>	<b>848</b>	<b>2571</b>	<b>2963</b>	<b>11173</b>

**27. MONTH-WISE NEWLY REGISTERED NON TRANSPORT VEHICLES IN  
CHENNAI CITY FOR THE YEAR 2020-2021**

Non Transport Vehicles	April 2020	May 2020	Jun 2020	Jul 2020	Aug 2020	Sep 2020	Oct 2020	Nov 2020	Dec 2020	Jan 2021	Feb 2021	Mar 2021	Total
Motor Cycle	0	2860	7043	6673	10322	15016	12203	11616	10341	14507	17636	18160	<b>126377</b>
Scooter	0	400	1074	1029	1618	2151	1958	1917	1774	2260	2682	2617	<b>19480</b>
Moped	0	46	98	76	128	137	103	106	87	85	149	178	<b>1193</b>
Motor Car	1	519	1537	1777	2452	3738	4143	4134	5187	4886	5146	5894	<b>39414</b>
Jeep	0	0	0	0	0	0	0	0	0	0	0	0	<b>0</b>
Station Wagon	0	0	0	0	0	0	0	0	0	0	0	0	<b>0</b>
Tricycle auto	0	0	0	0	0	0	0	0	0	0	0	0	<b>0</b>
Three Wheeler	0	1	0	0	3	10	5	3	6	2	2	12	<b>44</b>
Four Wheelers	0	0	0	0	0	0	0	0	0	0	0	0	<b>0</b>
Road Rollers	0	0	3	0	0	0	0	0	0	0	0	0	<b>3</b>
Tractor	0	0	0	0	1	2	4	1	1	2	1	4	<b>16</b>
Trailer	0	0	0	0	0	0	0	0	0	0	0	0	<b>0</b>
Others	0	7	15	17	21	66	25	32	41	128	74	76	<b>502</b>
<b>Non Transport Total</b>	<b>1</b>	<b>3833</b>	<b>9770</b>	<b>9572</b>	<b>14545</b>	<b>21120</b>	<b>18441</b>	<b>17809</b>	<b>17437</b>	<b>21870</b>	<b>25690</b>	<b>26941</b>	<b>187029</b>
<b>Grand Total (Transport + Non Transport)</b>	<b>1</b>	<b>3838</b>	<b>9903</b>	<b>9839</b>	<b>15118</b>	<b>22528</b>	<b>19287</b>	<b>18576</b>	<b>18229</b>	<b>22718</b>	<b>28261</b>	<b>29904</b>	<b>198202</b>

**27. MONTH-WISE NEWLY REGISTERED TRANSPORT VEHICLES IN CHENNAI CITY  
FOR THE YEAR 2021-2022**

<b>Transport Vehicles</b>	<b>April 2021</b>	<b>May 2021</b>	<b>Jun 2021</b>	<b>Jul 2021</b>	<b>Aug 2021</b>	<b>Sep 2021</b>	<b>Oct 2021</b>	<b>Nov 2021</b>	<b>Dec 2021</b>	<b>Jan 2022</b>	<b>Feb 2022</b>	<b>Mar 2022</b>	<b>Total</b>
Ambulance	13	17	19	39	26	17	17	5	7	8	8	6	<b>182</b>
Auto-rickshaw	194	35	32	93	102	153	183	219	328	470	471	691	<b>2971</b>
Motor Cab	62	10	20	45	54	46	28	19	34	34	9	53	<b>414</b>
Maxi Cab	0	0	1	1	0	5	2	0	4	12	4	2	<b>31</b>
Omni Bus	0	0	0	0	0	0	0	0	0	0	0	0	<b>0</b>
LMV Omni Bus	0	0	0	0	0	0	0	0	0	0	0	0	<b>0</b>
School Bus	1	1	0	0	3	0	3	8	4	6	7	20	<b>53</b>
PSV	1	0	5	3	0	6	1	2	8	2	2	6	<b>36</b>
NCP	1040	132	421	702	594	191	628	473	544	723	750	880	<b>7078</b>
LMV G.Vehicle	36	7	22	95	250	638	47	47	172	52	180	206	<b>1752</b>
MMV G.Vehicle	197	62	91	3	5	0	5	0	0	0	7	4	<b>374</b>
HMV G.Vehicle	0	0	0	0	0	0	0	0	0	0	0	0	<b>0</b>
Articulated Vehicle	41	19	8	24	38	32	19	12	17	48	40	83	<b>381</b>
Stage Carriage	0	0	0	0	0	0	0	0	0	0	0	0	<b>0</b>
Mini Bus	0	0	0	0	0	0	0	0	0	0	0	0	<b>0</b>
Power Trailor	0	0	0	0	0	0	0	0	0	0	0	0	<b>0</b>
Fire Fighter	0	0	0	0	0	0	0	0	0	0	0	0	<b>0</b>
Tractor	0	0	0	0	0	1	0	0	0	0	1	0	<b>2</b>
Trailor	0	0	0	0	0	0	0	0	0	0	0	0	<b>0</b>
<b>Transport Total</b>	<b>1585</b>	<b>283</b>	<b>619</b>	<b>1005</b>	<b>1072</b>	<b>1089</b>	<b>933</b>	<b>785</b>	<b>1118</b>	<b>1355</b>	<b>1479</b>	<b>1951</b>	<b>13274</b>

**27. MONTH-WISE NEWLY REGISTERED NON TRANSPORT VEHICLES IN CHENNAI CITY FOR THE YEAR 2021-2022**

<b>Non Transport Vehicles</b>	<b>April 2021</b>	<b>May 2021</b>	<b>Jun 2021</b>	<b>Jul 2021</b>	<b>Aug 2021</b>	<b>Sep 2021</b>	<b>Oct 2021</b>	<b>Nov 2021</b>	<b>Dec 2021</b>	<b>Jan 2022</b>	<b>Feb 2022</b>	<b>Mar 2022</b>	<b>Total</b>
Motor Cycle	12384	1608	5189	12606	11964	12932	12049	11162	11516	15248	14958	18262	<b>139878</b>
Scooter	1884	289	657	1930	2183	1858	1875	1683	1825	2264	2465	2912	<b>21825</b>
Moped	132	17	84	161	177	190	185	124	158	187	164	204	<b>1783</b>
Motor Car	4921	787	2739	5041	5297	4555	4077	3887	5014	4937	4581	5812	<b>51648</b>
Jeep	0	0	0	0	0	0	0	0	0	0	0	0	<b>0</b>
Station Wagon	0	0	0	0	0	0	0	0	0	0	0	0	<b>0</b>
Tricycle auto	0	0	0	0	0	0	0	0	0	0	0	0	<b>0</b>
Three Wheeler	7	1	1	3	4	2	3	4	8	8	4	12	<b>57</b>
Four Wheelers	0	0	0	0	0	0	0	0	0	0	0	0	<b>0</b>
Road Rollers	0	0	0	0	0	0	0	0	0	0	0	0	<b>0</b>
Tractor	1	1	1	4	4	3	4	1	1	5	2	2	<b>29</b>
Trailer	0	0	0	0	0	0	0	0	0	0	0	0	<b>0</b>
Others	66	10	11	24	26	42	65	33	70	44	52	57	<b>500</b>
<b>Non Transport Total</b>	<b>19395</b>	<b>2713</b>	<b>8682</b>	<b>19769</b>	<b>19655</b>	<b>19582</b>	<b>18258</b>	<b>16894</b>	<b>18592</b>	<b>22693</b>	<b>22226</b>	<b>27261</b>	<b>215720</b>
<b>Grand Total (Trpt+ Non Trpt)</b>	<b>20980</b>	<b>2996</b>	<b>9301</b>	<b>20774</b>	<b>20727</b>	<b>20671</b>	<b>19191</b>	<b>17679</b>	<b>19710</b>	<b>24048</b>	<b>23705</b>	<b>29212</b>	<b>228864</b>

**27. MONTH-WISE NEWLY REGISTERED TRANSPORT VEHICLES IN  
CHENNAI CITY FOR THE YEAR 2022-2023**

<b>Transport Vehicles</b>	<b>Apr-22</b>	<b>May-22</b>	<b>Jun-22</b>	<b>Jul-22</b>	<b>Aug-22</b>	<b>Sep-22</b>	<b>Oct-22</b>	<b>Nov-22</b>	<b>Dec-22</b>	<b>Jan-23</b>	<b>Feb-23</b>	<b>Mar-23</b>	<b>Total</b>
Ambulance	6	10	1	0	1	4	2	5	2	7	2	8	<b>48</b>
Auto-rickshaw	311	414	317	252	556	569	451	554	547	625	791	991	<b>6378</b>
Motor Cab	38	21	30	56	69	72	59	131	201	149	162	104	<b>1092</b>
Maxi Cab	3	3	2	2	3	3	9	13	9	12	6	13	<b>78</b>
Omni Bus	0	0	0	0	0	0	2	0	2	4	6	8	<b>22</b>
LMV Omni Bus	0	0	0	0	0	0	0	0	0	0	0	0	<b>0</b>
School Bus	8	1	17	12	4	5	1	1	1	0	16	12	<b>78</b>
PSV	7	6	1	15	3	3	2	1	19	4	5	3	<b>69</b>
Goods Carriage	537	428	460	467	464	465	451	416	392	485	464	552	<b>5581</b>
Three Wheeler Goods	142	33	543	179	263	68	33	25	52	28	59	78	<b>1503</b>
e-Rickshaw with cart (G)	11	5	3	2	7	4	4	4	20	2	39	22	<b>123</b>
Articulated Vehicle	44	30	46	7	46	38	46	37	23	36	51	45	<b>449</b>
Tractor	0	0	1	0	0	0	0	0	0	0	0	0	<b>1</b>
Trailer	0	0	0	0	0	0	0	0	0	0	0	0	<b>0</b>
<b>Transport Total</b>	<b>1107</b>	<b>951</b>	<b>1421</b>	<b>992</b>	<b>1416</b>	<b>1231</b>	<b>1060</b>	<b>1187</b>	<b>1268</b>	<b>1352</b>	<b>1601</b>	<b>1836</b>	<b>15422</b>

**27. MONTH-WISE NEWLY REGISTERED NON TRANSPORT VEHICLES IN CHENNAI  
CITY FOR THE YEAR 2022-2023**

<b>Non Transport Vehicles</b>	<b>Apr-22</b>	<b>May-22</b>	<b>Jun-22</b>	<b>Jul-22</b>	<b>Aug-22</b>	<b>Sep-22</b>	<b>Oct-22</b>	<b>Nov-22</b>	<b>Dec-22</b>	<b>Jan-23</b>	<b>Feb-23</b>	<b>Mar-23</b>	<b>Total</b>
Motor Cycle	9677	9528	10338	10125	11704	11791	10503	10022	7839	11885	11187	11217	<b>125816</b>
Scooter	1772	1554	1817	1743	1849	1725	1452	1480	1080	1685	1530	1753	<b>19440</b>
Moped	68	56	104	78	73	74	80	61	63	92	63	68	<b>880</b>
Motor Car	3129	3388	3675	3219	3694	3560	3149	3374	3574	3639	3368	3949	<b>41718</b>
Jeep	0	0	0	0	0	0	0	0	0	0	0	0	<b>0</b>
Station Wagon	0	0	0	0	0	0	0	0	0	0	0	0	<b>0</b>
Three Wheeler	7	4	5	5	5	9	9	10	5	7	11	9	<b>86</b>
Road Rollers	0	0	0	0	0	0	0	0	0	0	0	0	<b>0</b>
Tractor	1	0	1	0	0	2	0	0	1	0	1	4	<b>10</b>
Trailer	0	0	0	0	0	0	0	0	0	0	0	0	<b>0</b>
Others	214	28	33	60	26	29	31	43	12	13	1553	121	<b>2163</b>
<b>Non Transport Total</b>	<b>14868</b>	<b>14558</b>	<b>15973</b>	<b>15230</b>	<b>17351</b>	<b>17190</b>	<b>15224</b>	<b>14990</b>	<b>12574</b>	<b>17321</b>	<b>17713</b>	<b>17121</b>	<b>190113</b>
<b>Grand Total (Transport + Non Transport)</b>	<b>15975</b>	<b>15509</b>	<b>17394</b>	<b>16222</b>	<b>18767</b>	<b>18421</b>	<b>16284</b>	<b>16177</b>	<b>13842</b>	<b>18673</b>	<b>19314</b>	<b>18957</b>	<b>205535</b>

**27. MONTH-WISE NEWLY REGISTERED TRANSPORT VEHICLES IN  
CHENNAI CITY FOR THE YEAR 2023-2024**

Transport Vehicles	Apr-23	May-23	Jun-23	Jul-23	Aug-23	Sep-23	Oct-23	Nov-23	Dec-23	Jan-24	Feb-24	Mar-24	Total
Ambulance	18	15	20	10	22	20	10	6	7	8	7	10	153
AUTO	847	258	1330	1125	1018	930	1064	875	751	922	1310	1151	11581
MOTOR CAB	58	66	54	78	382	400	460	325	493	292	286	443	3337
MAXI CAB	6	8	3	1	11	14	22	8	8	14	21	34	150
OMNIBUS	2	2	3	10	16	14	34	5	18	30	21	14	169
LMV OMNI BUS	0	0	0	0	0	0	0	0	0	0	0	0	0
SCHOOL BUS	6	15	26	14	2	6	6	2	6	7	6	3	99
PSV	4	5	3	7	3	5	6	5	3	3	14	4	62
GOODS CARRIAGES	427	404	485	469	464	437	470	328	227	388	470	434	5003
THREE WHEELER GOODS	44	39	73	63	98	101	88	90	89	74	79	119	957
e-Rickshaw with Cart (G)	19	6	4	6	8	7	6	66	42	104	104	34	406
e-Rickshaw(P)	0	0	0	0	0	0	0	0	0	0	0	0	0
ARTICU. VEHICLE	44	37	44	19	24	46	32	50	33	67	71	61	528
STAGE CARRIAGE	0	0	0	0	0	0	0	0	0	0	50	16	66
Mini bus	0	0	0	0	0	0	0	0	0	0	0	0	0
POWER TRAILOR	0	0	0	0	0	0	0	0	0	0	0	0	0
FIRE FIGHTER	13	6	0	1	15	15	5	2	0	18	1	0	76
TRACTOR	0	0	0	0	0	0	0	0	0	0	0	0	0
TRAILOR	0	0	0	0	0	0	0	0	0	0	0	0	0
<b>TOTAL</b>	<b>1488</b>	<b>861</b>	<b>2045</b>	<b>1803</b>	<b>2063</b>	<b>1995</b>	<b>2203</b>	<b>1762</b>	<b>1677</b>	<b>1927</b>	<b>2440</b>	<b>2323</b>	<b>22587</b>

**27. MONTH-WISE NEWLY REGISTERED NON TRANSPORT VEHICLES IN CHENNAI CITY FOR THE YEAR 2023-2024**

Non Transport Vehicles	Apr-23	May-23	Jun-23	Jul-23	Aug-23	Sep-23	Oct-23	Nov-23	Dec-23	Jan-24	Feb-24	Mar-24	Total
MOTOR CYCLE	8657	10190	10752	11566	11687	10896	12275	9565	7082	13516	13532	12104	<b>131822</b>
SCOOTER	1246	1531	1605	1437	1401	1309	1365	1103	754	1645	1539	1186	<b>16121</b>
MOPED	64	52	63	53	58	49	45	62	59	68	66	100	<b>739</b>
MOTOR CAR	3200	3647	3763	3671	3796	3728	4364	3103	3167	4043	3754	3454	<b>43690</b>
TRACTOR	1	2	1	0	1	1	0	T1	0	0	0	1	<b>8</b>
TRAILOR	0	0	0	0	0	0	0	0	0	0	0	0	<b>0</b>
THREE WHEELERS PRIVATE	7	6	8	13	12	7	7	9	4	6	11	8	<b>98</b>
ROAD ROLLERS	0	0	0	0	0	0	0	0	0	0	0	0	<b>0</b>
OTHERS	179	269	41	18	30	42	23	25	15	28	134	138	<b>942</b>
<b>TOTAL</b>	<b>13354</b>	<b>15697</b>	<b>16233</b>	<b>16758</b>	<b>16985</b>	<b>16032</b>	<b>18079</b>	<b>13868</b>	<b>11081</b>	<b>19306</b>	<b>19036</b>	<b>16991</b>	<b>193420</b>
<b>GRAND TOTAL</b>	<b>14842</b>	<b>16558</b>	<b>18278</b>	<b>18561</b>	<b>19048</b>	<b>18027</b>	<b>20282</b>	<b>15630</b>	<b>12758</b>	<b>21233</b>	<b>21476</b>	<b>19314</b>	<b>216007</b>

**27. MONTH-WISE NEWLY REGISTERED TRANSPORT VEHICLES IN CHENNAI CITY  
FOR THE YEAR 2024-2025**

Transport Vehicles	Apr-24	May-24	Jun-24	Jul-24	Aug-24	Sep-24	Oct-24	Nov-24	Dec-24	Jan-25	Feb-25	Mar-25	Total 2024-25
Ambulance	9	9	15	9	14	8	7	12	8	15	10	13	129
AUTO	978	885	879	1135	890	796	685	649	539	621	786	915	9758
MOTOR CAB	472	443	371	368	273	338	296	296	239	585	273	250	4204
MAXI CAB	32	34	23	26	29	23	27	33	14	31	39	29	340
OMNIBUS	15	21	20	6	9	28	16	13	15	38	38	8	227
LMV OMNI BUS	0	0	0	0	0	0	0	0	0	0	0	0	0
SCHOOL BUS	3	4	30	8	10	21	5	8	14	2	6	3	114
PSV	1	11	3	17	9	10	2	11	2	8	10	24	108
GOODS CARRIAGES	424	370	314	417	421	497	301	380	283	449	409	349	4614
THREE WHEELER GOODS	282	83	177	77	56	55	52	59	58	29	53	152	1133
e-Rickshaw with Cart (G)	9	10	161	14	9	16	7	13	6	20	16	12	293
e-Rickshaw(P)	0	0	0	0	0	0	0	0	0	0	0	0	0
ARTICU. VEHICLE	78	77	48	97	63	55	44	61	54	46	65	90	778
STAGE CARRIAGE	10	24	0	82	109	141	316	107	96	0	37	0	922
Mini bus	0	0	0	0	0	0	0	0	0	0	0	0	0
POWER TRAILOR	0	0	0	0	0	0	0	0	0	0	0	0	0
FIRE FIGHTER	0	1	0	10	9	10	0	9	13	0	0	0	52
TRACTOR	0	0	0	0	0	0	0	0	0	0	0	0	0
TRAILOR	0	0	0	0	0	0	0	0	0	0	0	0	0
<b>TOTAL</b>	<b>2313</b>	<b>1972</b>	<b>2041</b>	<b>2266</b>	<b>1901</b>	<b>1998</b>	<b>1758</b>	<b>1651</b>	<b>1341</b>	<b>1844</b>	<b>1742</b>	<b>1845</b>	<b>22672</b>

**27. MONTH-WISE NEWLY REGISTERED NON TRANSPORT VEHICLES IN CHENNAI CITY FOR THE YEAR 2024-2025**

<b>Non Transport Vehicles</b>	<b>Apr-24</b>	<b>May-24</b>	<b>Jun-24</b>	<b>Jul-24</b>	<b>Aug-24</b>	<b>Sep-24</b>	<b>Oct-24</b>	<b>Nov-24</b>	<b>Dec-24</b>	<b>Jan-25</b>	<b>Feb-25</b>	<b>Mar-25</b>	<b>Total 2024-25</b>
MOTOR CYCLE	10945	11030	11029	13709	11705	10810	10904	10405	7761	13906	12195	11316	<b>135715</b>
SCOOTER	1158	1056	923	1263	1077	1112	759	650	415	612	464	386	<b>9875</b>
Moped	79	81	74	52	85	49	53	103	35	59	60	49	<b>779</b>
MOTOR CAR	3399	3116	2827	3474	3189	2991	2932	2791	3351	4166	2563	2848	<b>37647</b>
TRACTOR	1	2	0	5	0	3	5	1	0	0	0	1	<b>18</b>
TRILER	0	0	0	0	0	0	0	0	0	0	0	0	<b>0</b>
Three Wheelers (private)	4	7	10	5	4	10	7	12	5	9	10	4	<b>87</b>
ROAD ROLLERS	0	0	0	0	0	0	0	0	0	0	0	0	<b>0</b>
OTHERS	121	31	24	36	18	20	20	18	44	58	144	150	<b>684</b>
<b>TOTAL</b>	<b>15707</b>	<b>15323</b>	<b>14887</b>	<b>18544</b>	<b>16078</b>	<b>14995</b>	<b>14680</b>	<b>13980</b>	<b>11611</b>	<b>18810</b>	<b>15436</b>	<b>14754</b>	<b>184805</b>
<b>GRAND TOTAL</b>	<b>18020</b>	<b>17295</b>	<b>16928</b>	<b>20810</b>	<b>17979</b>	<b>16993</b>	<b>16438</b>	<b>15631</b>	<b>12952</b>	<b>20654</b>	<b>17178</b>	<b>16599</b>	<b>207477</b>

<b>Month &amp; Year</b>	<b>Newly Registered Vehicles in Chennai City</b>		
	<b>Transport</b>	<b>Non Transport</b>	<b>Total</b>
<b>March 2025</b>	<b>1845</b>	<b>14754</b>	<b>16599</b>
<b>March 2024</b>	<b>2323</b>	<b>16991</b>	<b>19314</b>
<b>March 2023</b>	<b>1836</b>	<b>17121</b>	<b>18957</b>

## 27. Office wise newly registered vehicles during 2024-2025

Sl. No.	RTO'S	No. of vehicles registered during the month of March 2025			No. of vehicles registered during the year 2024-25			Average No. of vehicles registered perday
		TRANSPORT	NON TRANSPORT	TOTAL	TRANSPORT	NON TRANSPORT	TOTAL	
<b>Chennai (North) Zone</b>								
1	Chennai ( C )	151	1291	1442	3118	15334	18452	70
2	Chennai ( E )	215	999	1214	2087	12600	14687	56
3	Chennai ( N )	326	2603	2929	3796	32817	36613	139
4	Chennai ( Ne )	154	1386	1540	2116	16426	18542	70
5	Chennai ( Nw )	221	1477	1698	2505	18575	21080	80
6	Tiruvallur	103	1246	1349	1622	14455	16077	61
7	Uo,Tiruthani	14	334	348	424	6353	6777	26
8	Poonmallee	496	3558	4054	5932	43289	49221	186
9	Red Hills	421	2677	3098	4710	31716	36426	138
10	Uo,Gummidipoondi	53	636	689	815	6959	7774	29
11	Ambattur	195	1938	2133	2347	24769	27116	103
	<b>Total</b>	<b>2349</b>	<b>18145</b>	<b>20494</b>	<b>29472</b>	<b>223293</b>	<b>252765</b>	<b>957</b>
<b>Chennai (South)Zone</b>								
12	Chennai ( S )	148	2059	2207	2331	25411	27742	105
13	Chennai (Se)	191	1081	1272	1576	14058	15634	59
14	Chennai ( W )	304	1964	2268	3134	24854	27988	106
15	Chennai ( Sw )	135	1894	2029	2009	24730	26739	101
16	Meenambakkam	199	1872	2071	2395	22407	24802	94
17	Kundrathur	185	1359	1544	2618	17241	19859	75
18	Tamparam	452	3591	4043	5485	43451	48936	185
19	Sholinganallur	303	2617	2920	3936	32158	36094	137
20	Kancheepuram	196	1260	1456	1604	16015	17619	67
21	Sriperumbudur	174	561	735	2056	6927	8983	34
22	Chenglepet	134	1495	1629	2207	19348	21555	82
23	UO, Madhuranthagam	91	735	826	1016	8917	9933	38
24	UO,Tirukazhukundram	21	484	505	354	7128	7482	28
	<b>Total</b>	<b>2533</b>	<b>20972</b>	<b>23505</b>	<b>30721</b>	<b>262645</b>	<b>293366</b>	<b>1111</b>
<b>Vellore Zone</b>								
25	Vellore	161	1677	1838	1835	21038	22873	87
26	UO,Gudiyatham	30	628	658	465	7498	7963	30
27	Vaniyambadi	35	427	462	364	5852	6216	24
28	UO,Ambur	18	244	262	254	3508	3762	14
29	Tirupatthur	43	750	793	686	10434	11120	42

Sl. No.	RTO'S	No. of vehicles registered during the month of March 2025			No. of vehicles registered during the year 2024-25			Average No. of vehicles registered perday
		TRANSPORT	NON TRANSPORT	TOTAL	TRANSPORT	NON TRANSPORT	TOTAL	
30	Ranipet	64	1132	1196	1113	13616	14729	56
31	UO,Arakonam	49	786	835	604	8813	9417	36
32	Krishnagiri	84	1884	1968	1467	22070	23537	89
33	Hosur	96	1965	2061	1349	25492	26841	102
	<b>Total</b>	<b>580</b>	<b>9493</b>	<b>10073</b>	<b>8137</b>	<b>118321</b>	<b>126458</b>	<b>479</b>
<b>Villupuram Zone</b>								
34	Villupuram	227	1258	1485	1706	14301	16007	61
35	Ulundurpet	40	473	513	587	6580	7167	27
36	Kallakurichi	72	1242	1314	984	16576	17560	67
37	Tindivanam	78	480	558	1007	5449	6456	24
38	UO, Gingee	32	380	412	412	5453	5865	22
39	Tiruvannamalai	159	1715	1874	2700	22025	24725	94
40	Arani	41	806	847	617	9732	10349	39
41	UO,Cheyyar	38	784	822	732	9584	10316	39
42	Cuddalore	69	1045	1114	905	11890	12795	48
43	Panruti UO,)	21	380	401	404	5266	5670	21
44	UO,Neyveli	20	445	465	307	6069	6376	24
45	Chidambaram	51	957	1008	705	13305	14010	53
46	UO, Virudhachalam	30	705	735	601	10073	10674	40
	<b>Total</b>	<b>878</b>	<b>10670</b>	<b>11548</b>	<b>11667</b>	<b>136303</b>	<b>147970</b>	<b>560</b>
<b>Salem Zone</b>								
47	Salem(West)	75	1171	1246	1179	14860	16039	61
48	UO,Omalur	51	999	1050	644	10507	11151	42
49	Salem(East)	54	888	942	754	10166	10920	41
50	Salem(South)	40	689	729	608	8010	8618	33
51	Sankari	120	861	981	1522	9369	10891	41
52	Mettur	42	785	827	695	8870	9565	36
53	Attur	56	967	1023	676	10938	11614	44
54	UO,Vazhapadi	24	229	253	182	2906	3088	12
55	Dharmapuri	64	1202	1266	1011	15011	16022	61
56	UO,Harur	41	693	734	440	8459	8899	34
57	UO,Palacode	41	667	708	516	8848	9364	35
	<b>Total</b>	<b>608</b>	<b>9151</b>	<b>9759</b>	<b>8227</b>	<b>107944</b>	<b>116171</b>	<b>440</b>
<b>Trichy Zone</b>								
58	Trichy (West)	149	1007	1156	1479	12279	13758	52
59	UO,Manapparai	34	506	540	370	6572	6942	26
60	Trichy East	44	425	469	539	5852	6391	24

Sl. No.	RTO'S	No. of vehicles registered during the month of March 2025			No. of vehicles registered during the year 2024-25			Average No. of vehicles registered perday
		TRANSPORT	NON TRANSPORT	TOTAL	TRANSPORT	NON TRANSPORT	TOTAL	
61	UO,Tiruverumbur	29	463	492	404	6031	6435	24
62	Sri Rangam	80	1151	1231	1353	13061	14414	55
63	UO, Thuraiyur	18	377	395	286	4518	4804	18
64	UO, Musiri	22	443	465	335	6359	6694	25
65	UO,Lalgudi	20	378	398	307	5231	5538	21
66	Karur	31	592	623	611	7418	8029	30
67	UO,Kulithalai	19	592	611	336	7311	7647	29
68	UO,Aravankurichi	10	198	208	150	2854	3004	11
69	UO, Manmangalam	14	351	365	167	3981	4148	16
70	Perambalur	109	833	942	820	11538	12358	47
71	Ariyalur	95	1082	1177	1595	15040	16635	63
	<b>Total</b>	<b>674</b>	<b>8398</b>	<b>9072</b>	<b>8752</b>	<b>108045</b>	<b>116797</b>	<b>442</b>
<b>Thanjavur Zone</b>								
72	Thanjavur	115	1766	1881	1302	22568	23870	90
73	UO,Pattukottai	45	734	779	467	9868	10335	39
74	Kumbakonam	128	1792	1920	1401	20588	21989	83
75	Nagapattinam	69	1017	1086	1162	12363	13525	51
76	Mayiladuthurai	53	873	926	682	10835	11517	44
77	UO, Sirkali	30	524	554	358	5808	6166	23
78	Tiruvarur	37	818	855	575	9559	10134	38
79	UO,Mannargudi	36	782	818	472	8688	9160	35
80	UO, Thiruthuraipondi	34	643	677	188	4275	4463	17
81	Pudukkottai	71	1083	1154	854	13845	14699	56
82	UO, Aranthangi	31	668	699	379	8104	8483	32
83	UO,Ilupur	31	629	660	350	8153	8503	32
84	UO,Alangudi	17	419	436	209	5431	5640	21
	<b>Total</b>	<b>697</b>	<b>11748</b>	<b>12445</b>	<b>8399</b>	<b>140085</b>	<b>148484</b>	<b>562</b>
<b>Coimbatore Zone</b>								
85	Coimbatore(C )	139	1792	1931	1794	22463	24257	92
86	Coimbatore ( N )	235	2295	2530	3052	30685	33737	128
87	Coimbatore ( W )	126	1548	1674	1727	20300	22027	83
88	Coimbatore ( S )	121	1585	1706	1569	19680	21249	80
89	UO, Sular	126	1042	1168	1365	12720	14085	53
90	Pollachi	87	1008	1095	1016	11947	12963	49
91	UO,Valparai	3	35	38	34	407	441	2
92	Mettupalayam	54	811	865	834	10297	11131	42
93	Udagamandalam	77	543	620	853	7078	7931	30

Sl. No.	RTO'S	No. of vehicles registered during the month of March 2025			No. of vehicles registered during the year 2024-25			Average No. of vehicles registered perday
		TRANSPORT	NON TRANSPORT	TOTAL	TRANSPORT	NON TRANSPORT	TOTAL	
94	UO,Gudalur	29	191	220	199	2251	2450	9
95	Tiruppur North	98	1534	1632	1413	20679	22092	84
96	UO,Avinashi	42	780	822	460	9863	10323	39
97	Tiruppur South	129	1356	1485	1259	16719	17978	68
98	UO,Kangeyam	37	360	397	393	3963	4356	17
99	Dharapuram	27	395	422	293	4661	4954	19
100	UO,Udumalpet	36	646	682	472	7797	8269	31
	<b>Total</b>	<b>1366</b>	<b>15921</b>	<b>17287</b>	<b>16733</b>	<b>201510</b>	<b>218243</b>	<b>827</b>
<b>Erode Zone</b>								
101	Erode(East)	71	1089	1160	886	12417	13303	50
102	Erode(West)	61	559	620	560	6644	7204	27
103	Gobi	29	553	582	357	6969	7326	28
104	UO,Sathyamangalam	26	465	491	259	5846	6105	23
105	UO,Bhavani	29	856	885	549	8168	8717	33
106	Perundurai	47	624	671	772	8185	8957	34
107	Namakkal(North	120	626	746	1125	7805	8930	34
108	UO,Rasipuram	35	532	567	373	7169	7542	29
109	Namakkal(South)	141	495	636	1244	6394	7638	29
110	UO,Paramathivellore	23	404	427	327	4985	5312	20
111	Thiruchengodu	77	622	699	584	8632	9216	35
112	Kumarapalayam	17	500	517	451	5534	5985	23
	<b>Total</b>	<b>676</b>	<b>7325</b>	<b>8001</b>	<b>7487</b>	<b>88748</b>	<b>96235</b>	<b>365</b>
<b>Madurai Zone</b>								
113	Madurai ( C )	157	1353	1510	1250	16243	17493	66
114	Madurai ( N )	255	2070	2325	1890	25890	27780	105
115	UO,Melur	94	446	540	365	6270	6635	25
116	UO, Vadipatti	14	368	382	269	4864	5133	19
117	Madurai ( S )	166	1391	1557	1541	16750	18291	69
118	UO, Thirumangalam	72	768	840	490	9220	9710	37
119	UO, Usilampatti	12	299	311	206	3840	4046	15
120	Theni	45	929	974	662	11313	11975	45
121	UO,Uthamapalayam	78	697	775	478	9072	9550	36
122	Dindigul	84	1228	1312	1427	14952	16379	62
123	UO, Veda sandur	15	454	469	202	5240	5442	21
124	UO,Batlagundu	31	555	586	415	6923	7338	28
125	UO, Natham	12	220	232	126	3100	3226	12
126	Palani	42	400	442	285	4838	5123	19

Sl. No.	RTO'S	No. of vehicles registered during the month of March 2025			No. of vehicles registered during the year 2024-25			Average No. of vehicles registered perday
		TRANSPORT	NON TRANSPORT	TOTAL	TRANSPORT	NON TRANSPORT	TOTAL	
127	UO, Oddanchatram	19	272	291	215	3060	3275	12
	<b>Total</b>	<b>1096</b>	<b>11450</b>	<b>12546</b>	<b>9821</b>	<b>141575</b>	<b>151396</b>	<b>573</b>
<b>Virudhunagar Zone</b>								
128	Virudhunagar	51	1130	1181	851	12055	12906	49
129	UO,Aruppukottai	22	537	559	282	5527	5809	22
130	Srivilliputhur	103	459	562	376	5442	5818	22
131	UO, Rajapalayam	23	569	592	243	6410	6191	23
132	Sivakasi	172	1193	1365	766	13692	14458	55
133	Ramanathapuram	134	1558	1692	1596	19554	21150	80
134	UO,Paramakudi	67	1033	1100	659	12409	13068	50
135	Sivagangai	84	1597	1681	1067	19753	20820	79
136	UO,Karaikudi	66	1079	1145	926	13016	13942	53
	<b>Total</b>	<b>722</b>	<b>9155</b>	<b>9877</b>	<b>6766</b>	<b>107858</b>	<b>114624</b>	<b>434</b>
<b>Tirunelveli Zone</b>								
137	Tuticorin	97	1531	1628	1348	18251	19599	74
138	Kovilpatti	75	943	1018	826	10811	11637	44
139	Tiruchendur	82	906	988	1031	11973	13004	49
140	Sankaran Koil	28	736	764	525	8787	9312	35
141	Thenkasi	91	903	994	1001	11625	12626	48
142	UO Alangulam	33	419	452	412	4973	5385	20
143	Tirunelveli	136	1640	1776	1625	19313	20938	79
144	UO,Valliyur	122	975	1097	981	11472	12453	47
145	UO,Ambasamudram	49	416	465	350	5715	6065	23
146	Nagercoil	127	1267	1394	1361	16244	17605	67
147	Marthandam	143	1975	2118	1757	23862	25619	97
	<b>Total</b>	<b>983</b>	<b>11711</b>	<b>12694</b>	<b>11217</b>	<b>143026</b>	<b>154243</b>	<b>584</b>
	<b>STATE TOTAL</b>	<b>13162</b>	<b>144139</b>	<b>157301</b>	<b>157399</b>	<b>1779353</b>	<b>1936752</b>	<b>7336</b>
	<b>Chennai city</b>	<b>1845</b>	<b>14754</b>	<b>16599</b>	<b>22672</b>	<b>184805</b>	<b>207477</b>	<b>786</b>

**27(a). DISTRICT WISE NUMBER OF NEWLY REGISTERED VEHICLES DURING 2024-25**

Sl.No.	Name of the District	TRANSPORT	NON-TRANSPORT	TOTAL	Average vehicles registered per day
1	Chennai	22672	184805	207477	786
2	Kancheepuram	3660	22942	26602	101
3	Thiruvallur	15850	127541	143391	543
4	Cuddalore	2922	46603	49525	188
5	Villupuram	3125	25203	28328	107
6	Vellore	2918	37896	40814	155
7	Thiruvannamalai	4049	41341	45390	172
8	Salem	6260	75626	81886	310
9	Namakkal	4104	40519	44623	169
10	Dharmapuri	1967	32318	34285	130
11	Krishnagiri	2816	47562	50378	191
12	Erode	3383	48229	51612	196
13	Coimbatore	12156	140957	153113	580
14	Tiruppur	3525	51224	54749	207
15	The Nilgiris	1052	9329	10381	39
16	Tiruchirappalli	5073	59903	64976	246
17	Karur	1264	21564	22828	86
18	Perambalur	820	11538	12358	47
19	Ariyalur	1595	15040	16635	63
20	Pudukkottai	1792	35533	37325	141
21	Thanjavur	3170	53024	56194	213
22	Nagapattinam	1162	12363	13525	51
23	Thiruvarur	1235	22522	23757	90
24	Madurai	6011	83077	89088	337
25	Theni	1140	20385	21525	82
26	Dindigul	2670	38113	40783	154
27	Ramanathapuram	2255	31963	34218	130
28	Virudhunagar	2518	43126	45644	173
29	Sivagangai	1993	32769	34762	132
30	Tirunelveli	3481	45287	48768	185
31	Thoothukudi	3205	41035	44240	168
32	Kanyakumari	3118	40106	43224	164
33	Chengalpet	18011	150650	168661	639
34	Ranipet	1717	22429	24146	91
35	Thenkasi	1413	16598	18011	68
36	Tirupathur	686	10434	11120	42
37	Kallakurichi	1571	23156	24727	94
38	Mayiladuthurai	1040	16643	17683	67
<b>Grand Total</b>		<b>157399</b>	<b>1779353</b>	<b>1936752</b>	<b>7336</b>

## 27(b). NEWLY REGISTERED E- VEHICLES IN TAMILNADU

### Tamil Nadu Electric Vehicles Policy, 2019

As per G.O.ms.No.445, Home (Transport I) Department dated 02/11/2020, Government have granted 100% tax exemption for all Battery Operated vehicles (Electric Vehicles) both Transport and Non Transport Vehicles from payment of Motor Vehicles Tax under that Act for the period commencing on and from the 3<sup>rd</sup> November 2020 and ending with the 31<sup>st</sup> December 2022.

Further as per G.O.(Ms.).No.17, Home (Transport I) Department dated 13/01/2023, Government have granted 100% tax exemption for all the above vehicles from 01.01.2023 to 31.12.2025.

#### MONTH WISE NUMBER OF E-VEHICLES REGISTERED DURING 2020-21

MONTH & YEAR	TRANSPORT			NON TRANSPORT				Grand Total
	e-Rickshaw with Cart (G)	Three Wheeler (Goods)	Total (TRANSPORT)	M-Cycle/ Scooter/ Moped	Motor Car	Three Wheeler (Personal)	Total	
Apr-20	0	0	0	0	0	0	0	0
May-20	0	0	0	91	7	0	98	98
Jun-20	0	0	0	273	13	0	286	286
Jul-20	0	0	0	300	43	0	343	343
Aug-20	0	0	0	487	46	0	533	533
Sep-20	0	0	0	644	28	1	673	673
Oct-20	0	0	0	459	26	0	485	485
Nov-20	0	0	0	673	38	0	711	711
Dec-20	0	0	0	851	55	1	907	907
Jan-21	1	0	1	1019	63	0	1082	1083
Feb-21	1378	1	1379	1465	51	0	1516	2895
Mar-21	1607	22	1629	2221	72	0	2293	3922
<b>TOTAL</b>	<b>2986</b>	<b>23</b>	<b>3009</b>	<b>8483</b>	<b>442</b>	<b>2</b>	<b>8927</b>	<b>11936</b>

Source: Vahan

#### MONTH WISE NUMBER OF E-VEHICLES REGISTERED DURING 2021-22

MONTH & YEAR	TRANSPORT			NON TRANSPORT				Grand Total
	e-Rickshaw with Cart (G)	Three Wheeler (Goods)	Total (TRANSPORT)	M-Cycle/ Scooter/ Moped	Motor Car	Three Wheeler (Personal)	Total	
Apr-21	201	436	637	1297	75	0	1372	2009
May-21	62	1	63	237	14	0	251	314
Jun-21	91	202	293	661	42	0	703	996
Jul-21	4	185	189	2804	89	0	2893	3082
Aug-21	9	319	328	2745	87	0	2832	3160
Sep-21	9	218	227	2880	107	0	2987	3214
Oct-21	12	91	103	2530	108	0	2638	2741
Nov-21	4	62	66	2845	108	1	2954	3020
Dec-21	20	208	228	3236	120	1	3357	3585
Jan-22	24	90	114	4233	121	2	4356	4470
Feb-22	15	204	219	4507	135	0	4642	4861
Mar-22	30	254	284	7709	168	4	7881	8165
<b>TOTAL</b>	<b>481</b>	<b>2270</b>	<b>2751</b>	<b>35684</b>	<b>1174</b>	<b>8</b>	<b>36866</b>	<b>39617</b>

**MONTH WISE NUMBER OF E-VEHICLES REGISTERED DURING 2022-23**

MONTH & YEAR	TRANSPORT						NON TRANSPORT				Grand Total
	e-Rickshaw with Cart (G)	e-Rickshaw (P)	Three Wheeler (Goods)	Three Wheeler (Passenger)	Goods Carrier	Total (TRANSPORT)	M-Cycle/ Scooter	Motor Car	Three Wheeler (Personal)	Total	
Apr-22	45	0	215	0	0	260	5424	154	5	5583	5843
May-22	20	0	80	0	0	100	3627	202	2	3831	3931
Jun-22	10	0	621	0	0	631	3748	199	3	3950	4581
Jul-22	35	0	230	0	0	265	4180	176	6	4362	4627
Aug-22	17	0	337	0	0	354	5306	182	2	5490	5844
Sep-22	19	0	158	0	0	177	5113	219	3	5335	5512
Oct-22	13	0	126	0	0	139	5530	184	1	5715	5854
Nov-22	18	0	137	0	0	155	7258	311	0	7569	7724
Dec-22	32	0	100	0	0	132	4991	406	2	5399	5531
Jan-23	13	0	109	0	0	122	5503	202	0	5705	5827
Feb-23	53	1	118	0	24	196	6701	307	4	7012	7208
Mar-23	83	1	277	3	23	387	8389	571	2	8962	9349
<b>Total</b>	<b>358</b>	<b>2</b>	<b>2508</b>	<b>3</b>	<b>47</b>	<b>2918</b>	<b>65770</b>	<b>3113</b>	<b>30</b>	<b>68913</b>	<b>71831</b>

Source: Vahan

**MONTH WISE NUMBER OF E-VEHICLES REGISTERED DURING 2023-24**

MONTH & YEAR	TRANSPORT										NON TRANSPORT				Grand Total
	Adapted Vehicle	e-Rickshaw with Cart (G)	e-Rickshaw (P)	Three Wheeler (Goods)	Three Wheeler (Passenger)	Motor Cab	Omni Bus	PSV	Goods Carrier	Total (TRANSPORT)	M-Cycle/ Scooter	Motor Car	Three Wheeler (Personal)	Total (NON TRANSPORT)	
Apr-23	0	137	1	344	2	0	0	0	31	515	6509	399	5	6913	7428
May-23	0	69	0	499	3	0	0	0	31	602	10330	529	2	10861	11463
Jun-23	0	185	0	659	5	0	0	0	22	871	4719	572	3	5294	6165
Jul-23	0	194	1	548	8	0	0	0	24	775	5839	630	5	6474	7249
Aug-23	0	160	0	320	13	50	19	0	42	604	6246	541	6	6793	7397
Sep-23	0	192	0	280	7	103	4	0	42	628	5177	440	4	5621	6249
Oct-23	0	90	0	205	19	64	7	0	54	439	6507	492	6	7005	7444
Nov-23	0	117	0	202	31	55	9	7	38	459	7096	544	4	7644	8103
Dec-23	0	162	0	189	50	11	4	0	29	445	5403	509	3	5915	6360
Jan-24	0	189	0	147	53	31	17	17	65	519	6812	559	2	7373	7892
Feb-24	0	151	0	214	67	15	15	5	111	578	8647	580	9	9236	9814
Mar-24	3	89	0	291	109	84	5	9	152	742	13349	665	7	14021	14763
<b>Total</b>	<b>3</b>	<b>1735</b>	<b>2</b>	<b>3898</b>	<b>367</b>	<b>413</b>	<b>80</b>	<b>38</b>	<b>641</b>	<b>7177</b>	<b>86634</b>	<b>6460</b>	<b>56</b>	<b>93150</b>	<b>100327</b>

Source: Vahan

**MONTH WISE NUMBER OF E-VEHICLES REGISTERED DURING 2024-25**

MONTH & YEAR	TRANSPORT											NON TRANSPORT				Grand Total	
	Adapted Vehicle	Bus	Articulated vehicle	e-Rickshaw with Cart (G)	e-Rickshaw (P)	Three wheelerr goods	Three Wheeler (Passenger)	Motor Cab	Omni Bus	PSV	Goods Carrier	TRANSPORT TOTAL	Two Wheeler	Motor Car	Three Wheeler (Personal)		NON TRANSPORT (TOTAL)
Apr-24	0	0		197	0	367	39	8	0	0	44	655	6754	605	6	7365	8020
May-24	1	5		123	0	262	57	2	6	0	36	492	6736	446	21	7203	7695
Jun-24	1	0		223	0	282	83	76	0	0	50	715	6350	443	19	6812	7527
Jul-24	0	0		285	0	290	87	15	0	0	72	749	8743	560	15	9318	10067
Aug-24	0	0		231	0	175	93	6	0	0	67	572	6198	470	10	6678	7250
Sep-24	0	0		223	0	212	137	54		3	110	739	5962	354	20	6336	7075
Oct-24	0	0	3	575	0	153	88	24	0	1	62	906	4864	307	24	5195	6101
Nov-24	0	0		604	0	257	90	33			40	1024	4662	240	20	4922	5946
Dec-24	0	0	2	491	0	541	65	31	5		25	1160	2811	289	5	3105	4265
Jan-25	1		1	140		278	112	113		2	47	694	3840	393	14	4247	4941
Feb-25	0		0	633		108	114	5		0	61	921	2645	240	7	2892	3813
Mar-25				643		193	143	14			99	1092	2220	323	19	2562	3654
<b>Total</b>	<b>3</b>	<b>5</b>	<b>6</b>	<b>4368</b>	<b>0</b>	<b>3118</b>	<b>1108</b>	<b>381</b>	<b>11</b>	<b>6</b>	<b>713</b>	<b>9719</b>	<b>61785</b>	<b>4670</b>	<b>180</b>	<b>66635</b>	<b>76354</b>

**ABSTRACT**

**NUMBER OF E-VEHICLES REGISTERED DURING 2024- 2025**

S. No	Class Description	No. of vehicles
1	TRANSPORT	9719
2	NON- TRANSPORT	66635
	<b>Grand Total</b>	<b>76354</b>

**Number of e-vehicles registered for the period from 2020-21 to 2024-25**

Type of vehicles	2020-21	2021-22	2022-23	2023-24	2024-25
Adapted Vehicle	0	0	0	3	3
Bus	0	0	0	0	5
Articulated Vehicle					6
e-Rickshaw with Cart (G)	2986	481	358	1735	4368
e-Rickshaw (P)	0	0	2	2	0
Three Wheeler (Goods)	23	2270	2508	3898	3118
Three Wheeler (Passenger)	0	0	3	367	1108
Motor Cab	0	0	0	413	381
Omni Bus	0	0	0	80	11
Goods Carrier	0	0	47	641	6
PSV	0	0	0	38	713
<b>Total (TRANSPORT)</b>	<b>3009</b>	<b>2751</b>	<b>2918</b>	<b>7177</b>	<b>9719</b>
M-Cycle/ Scooter/ Moped	8483	35684	65770	86634	61785
Motor Car	442	1174	3113	6460	4670
Three Wheeler (Personal)	2	8	30	56	180
<b>Total(Non Transport)</b>	<b>8927</b>	<b>36866</b>	<b>68913</b>	<b>93150</b>	<b>66635</b>
<b>Grand Total</b>	<b>11936</b>	<b>39617</b>	<b>71831</b>	<b>100327</b>	<b>76354</b>

SOURCE: VAHAN REPORT

**Number of e-vehicles registered during 2023-2024 and tax amount exempted:-**

(Rs.in Crore)

Month & Year	Adapted Vehicle		Two Wheeler		Motor Car		Good Carrier/ Three Wheeler goods/ e-cart		Three wheeler passenger	
	No.of vehicles	(Rs.in Cr.,)	No.of vehicles	(Rs.in Cr.,)	No.of vehicles	(Rs.in Cr.,)	No.of vehicles	(Rs.in Cr.,)	No.of vehicles	(Rs.in Cr.,)
Apr-23	0	0	6509	7.24	399	12.78	518	0.99	2	0
May-23	0	0	10330	12.3	529	14.5	601	1.15	3	0
Jun-23	0	0	4719	5.35	572	16.31	869	1.65	5	0.02
Jul-23	0	0	5839	15.74	630	16.12	772	1.48	8	0.001
Aug-23	0	0	6246	7.37	541	14.93	528	0.96	13	0.06
Sep-23	0	0	5177	5.87	440	12.27	518	0.99	7	0.001
Oct-23	0	0	6507	7.39	492	17.45	355	0.68	19	0.003
Nov-23	0	0	7096	12.26	544	34.36	361	0.98	31	0.004
Dec-23	0	0	5403	9.71	509	20.08	380	1.27	53	0.008
Jan-24	0	0	6812	11.84	561	22.79	401	1.2	53	0.01
Feb-24	0	0	8647	14.79	580	21.21	485	3.75	67	0.009
Mar-24	3	0	13349	23.56	665	23.38	539	1.98	109	0.02
<b>Grand Total</b>	<b>3</b>	<b>0</b>	<b>86634</b>	<b>133.42</b>	<b>6462</b>	<b>226.18</b>	<b>6327</b>	<b>17.08</b>	<b>370</b>	<b>0.13</b>

Month & Year	Motor cab		Omni Bus		Private Service Vehicle		Grand total	
	No.of vehicles	(Rs.in Cr.,)	No.of vehicles	(Rs.in Cr.,)	No.of vehicles	(Rs.in Cr.,)	No.of vehicles	(Rs.in Cr.,)
Apr-23	0	0	0	0	0	0	7428	21.01
May-23	0	0	0	0	0	0	11463	27.95
Jun-23	0	0	0	0	0	0	6165	23.33
Jul-23	0	0	0	0	0	0	7249	33.34
Aug-23	50	1.12	19	0.25	0	0	7397	24.69
Sep-23	103	2.31	4	0.22	0	0	6249	21.66
Oct-23	64	1.44	7	0.38	0	0	7444	27.34
Nov-23	55	1.48	9	0.5	7	0.08	8103	49.66
Dec-23	11	0.32	4	0.2	0	0	6360	31.59
Jan-24	31	0.99	17	0.72	17	0.18	7892	37.73
Feb-24	15	0.41	15	0.76	5	0.06	9814	40.99
Mar-24	84	2.3	5	0.13	9	0.1	14763	51.46
<b>Grand Total</b>	<b>413</b>	<b>10.37</b>	<b>80</b>	<b>3.15</b>	<b>38</b>	<b>0.42</b>	<b>100327</b>	<b>390.75</b>

**Number of e-vehicle registered during 2024-2025 and tax amount exempted:-**

(Rs.in Crore)

Month	Adapted Vehicle		Articulated vehicle		Bus		Two Wheeler		Motor Car		Good Carrier/ Three Wheeler goods/e-cart	
	No. of vehicles	(Rs.in Cr.,)	No. of vehicles	(Rs.in Cr.,)	No. of vehicles	(Rs.in Cr.,)	No. of vehicles	(Rs.in Cr.,)	No. of vehicles	(Rs.in Cr.,)	No. of vehicles	(Rs.in Cr.,)
Apr-24	0	0			0	0	6754	10.64	605	22.4	608	2.03
May-24	1	0			5	0	6736	10.75	446	19	421	1.03
Jun-24	1	0			0	0	6350	10.22	443	18.51	555	1.27
Jul-24	0	0			0	0	8743	14.3	560	22.34	647	1.48
Aug-24	0	0			0	0	6198	9.93	470	16.63	473	1.12
Sep-24	0	0			0	0	5962	9.47	354	16.98	545	1.44
Oct-24			3	0.02	0	0	4864	7.35	307	13.52	790	1.78
Nov-24	0	0	0	0	0	0	4662	6.77	240	9.57	901	2.08
Dec-24	0	0	2	0.01			2811	3.89	289	11.63	1057	2.29
Jan-25	1	0	1	0.001			3840	5.26	393	20.14	465	1.13
Feb-25	0	0	0	0	0	0	2645	3.95	240	9.93	802	1.8
Mar-25							2220	3.61	323	12.88	935	2.15
<b>Grand Total</b>	<b>3</b>	<b>0</b>	<b>6</b>	<b>0.03</b>	<b>5</b>	<b>0</b>	<b>61785</b>	<b>96.14</b>	<b>4670</b>	<b>193.53</b>	<b>8199</b>	<b>19.6</b>

Month	Three wheeler passenger		Motor cab		Omni Bus		Three wheeler personal		PSV		Grand total	
	No. of vehicles	(Rs.in Cr.,)	No. of vehicles	(Rs.in Cr.,)	No. of vehicles	(Rs.in Cr.,)	No. of vehicles	(Rs.in Cr.,)	No. of vehicles	(Rs.in Cr.,)	No. of vehicles	(Rs.in Cr.,)
Apr-24	39	0	8	0.25	0	0	6	0.03			8020	35.35
May-24	57	0	2	0.06	6	0.2	21	0.01			7695	31.05
Jun-24	83	0.01	76	1.8	0	0	19	0.04			7527	31.85
Jul-24	87	0.01	15	0.35	0	0	15	0.04			10067	38.52
Aug-24	93	0.01	6	0.19	0	0	10	0.01			7250	27.89
Sep-24	137	0.019	54	1.25	0	0	20	0.075	3	0.02	7075	29.25
Oct-24	88	0.012	24	0.55	0	0	24	0.075	1	0.016	6101	23.32
Nov-24	90	0.012	33	0.98			20	0.046			5946	19.46
Dec-24	65	0.009	31	0.76	5	0.288	5	0.019			4265	18.90
Jan-25	112	0.016	113	2.61			14	0.07	2	0.01	4941	29.24
Feb-25	114	0.016	5	0.16			7	0.029			3813	15.89
Mar-25	143	0.02	14	0.4			19	0.05			3654	19.11
<b>Grand Total</b>	<b>1108</b>	<b>0.134</b>	<b>381</b>	<b>9.355</b>	<b>11</b>	<b>0.478</b>	<b>180</b>	<b>0.494</b>	<b>6</b>	<b>0.046</b>	<b>76354</b>	<b>319.82</b>

Source: Vahan report

**27 (c). DISTRICT WISE NUMBER OF VEHICLES REGISTERED HAVING FUEL (CNG ONLY, LPG ONLY, LNG)  
UPTO THE MONTH OF MARCH 2025**

Sl. No	Name of the office	CNG ONLY												LPG ONLY			LNG ONLY				
		Bus	Educational Institution Bus	Goods Carrier	Maxi Cab	M-Cycle/Scooter	Motor Car	Motorised Cycle (CC 25cc)	Omni Bus (Private use)	Private Service Vehicle	Private Service Vehicle (Private use)	Three Wheeler (Goods)	Three Wheeler (Passenger)	Three Wheeler (Personal)	CNG ONLY Total	Three Wheeler (Passenger)	Three Wheeler (Personal)	LPG ONLY Total	Articulated Vehicle	Goods Carrier	LNG ONLY Total
1	Ariyalur	0	0	3	0	6	0	0	0	0	0	13	0	22	11	0	11	0	0	0	
2	Chengalpet	5	13	356	3	174	2	0	4	15	0	191	7938	31	8732	330	1	331	0	3	3
3	Chennai	1	0	186	0	228	1	33	3	1	0	168	9154	70	9845	464	3	467	15	0	15
4	Coimbatore	0	4	332	1	203	0	0	1	0	0	95	1350	2	1988	16	0	16	0	0	0
5	Cuddalore	5	1	34	0	22	0	0	0	0	0	8	188	0	258	10	0	10	0	0	0
6	Dharmapuri	0	0	5	0	35	0	0	0	0	0	5	42	0	87	6	0	6	0	0	0
7	Dindigul	0	5	30	0	18	0	0	0	1	0	12	127	0	193	48	1	49	0	0	0
8	Erode	2	2	163	5	99	0	0	0	2	1	34	314	0	622	236	0	236	0	0	0
9	kallakurichi	0	0	6	0	16	0	0	0	0	0	5	99	2	128	3	0	3	0	0	0
10	Kancheepuram	0	0	75	0	83	1	1	2	54	0	47	2113	13	2389	48	0	48	0	0	0
11	Kanyakumari	0	0	27	0	31	0	0	0	0	0	1	359	3	421	4	0	4	0	0	0
12	Karur	0	0	8	1	12	0	0	0	1	0	1	54	0	77	14	0	14	0	0	0
13	Krishnagiri	2	0	18	0	50	1	0	0	0	0	3	533	0	607	128	0	128	0	0	0
14	Madurai	0	0	72	0	96	2	0	0	1	0	11	276	10	468	203	3	206	0	0	0
15	Mayiladuthurai	1	0	13	0	9	0	0	0	0	0	3	343	0	369	0	0	0	0	0	0
16	Nagapattinam	1	2	6	0	6	0	0	0	0	0	0	349	1	365	2	0	2	0	0	0
17	Namakkal	1	7	136	0	69	1	0	0	1	0	6	55	0	276	26	1	27	0	0	0
18	Perambalur	0	0	10	0	11	0	0	0	0	0	0	47	0	68	2	0	2	0	0	0
19	Pudukkottai	0	0	6	0	15	0	0	0	0	0	0	14	0	35	43	0	43	0	0	0
20	Ramanathapuram	4	2	32	0	74	4	0	0	0	0	7	757	5	885	73	4	77	0	0	0
21	Ranipet	4	0	18	0	44	0	0	0	1	0	11	364	2	444	4	0	4	0	0	0
22	Salem	2	0	70	0	174	2	0	0	0	0	20	251	4	523	9	1	10	0	0	0
23	Sivagangai	1	0	3	0	5	0	0	0	0	0	1	37	1	48	222	0	222	0	0	0
24	Thanjavur	0	0	26	0	16	1	0	0	0	0	6	195	1	245	7	0	7	0	0	0
25	The Nilgiris	0	0	2	2	4	0	0	0	0	0	2	10	0	20	20	0	20	0	0	0
26	Theni	0	0	2	0	17	0	0	0	0	0	0	11	1	31	5	0	5	0	0	0
27	Thenkasi	0	0	23	0	17	0	0	0	0	0	2	75	4	121	17	0	17	0	0	0
28	Thiruvallur	0	0	172	0	228	2	11	0	2	0	112	4671	26	5224	120	1	121	7	2	9
29	Tiruvannamalai	0	4	17	0	21	0	0	0	0	0	7	201	2	252	18	0	18	0	0	0
30	Thiruvaur	0	0	18	3	9	0	0	0	0	0	2	215	2	249	11	0	11	0	0	0
31	Thoothukudi	0	0	51	1	36	0	0	0	1	0	8	123	3	223	33	0	33	0	1	1
32	Tiruchirappalli	3	3	46	1	117	1	0	0	1	0	6	887	3	1068	210	2	212	0	0	0
33	Tirunelveli	0	0	43	0	16	0	0	0	0	0	6	125	1	191	5	1	6	0	0	0
34	Tirupathur	2	0	3	0	32	0	0	0	0	0	7	132	0	176	20	0	20	0	0	0
35	Tiruppur	0	5	253	4	88	1	0	0	6	0	16	133	1	507	21	1	22	0	0	0
36	Vellore	9	0	15	0	61	1	0	0	1	0	8	410	1	506	11	0	11	0	0	0
37	Villupuram	1	0	15	0	9	2	0	0	1	0	13	58	2	101	3	0	3	0	0	0
38	Virudhunagar	0	0	23	0	32	1	0	0	0	0	5	70	1	132	11	0	11	0	0	0
	<b>Grand Total</b>	<b>44</b>	<b>48</b>	<b>2318</b>	<b>21</b>	<b>2183</b>	<b>23</b>	<b>45</b>	<b>10</b>	<b>89</b>	<b>1</b>	<b>830</b>	<b>32093</b>	<b>192</b>	<b>37897</b>	<b>2414</b>	<b>19</b>	<b>2433</b>	<b>22</b>	<b>6</b>	<b>28</b>

SOURCE: VAHAN REPORT

**27(d). DISTRICT WISE NUMBER OF e-VEHICLES REGISTERED UPTO THE MONTH OF MARCH 2025**

<b>ELECTRIC BOV</b>																	
<b>Sl. No</b>	<b>Name of the office</b>	<b>Adapted Vehicle</b>	<b>Bus</b>	<b>Articulated Vehicle</b>	<b>e-Rickshaw with Cart (G)</b>	<b>Goods Carrier</b>	<b>M-Cycle/Scooter</b>	<b>Moped</b>	<b>Motor Cab</b>	<b>Motor Car</b>	<b>Motorised Cycle (CC 25cc)</b>	<b>Omni Bus</b>	<b>Three Wheeler (Goods)</b>	<b>Three Wheeler (Passenger)</b>	<b>Three Wheeler (Personal)</b>	<b>Private Service Vehicle</b>	<b>ELECTRIC BOV Total</b>
1	Ariyalur	0	0	0	546	2	217	5	0	1	0	0	10	1	0	0	782
2	Chengalpet	0	0	0	291	43	3170	4	35	517	418	0	117	203	11	3	4812
3	Chennai	0	5	0	275	172	5883	95	289	904	275	0	707	103	11	0	8719
4	Coimbatore	1	0	0	39	31	6111	10	5	951	260	0	159	88	2	2	7659
5	Cuddalore	0	0	0	15	5	606	4	0	30	74	0	46	10	10	0	800
6	Dharmapuri	0	0	0	4	0	2034	5	0	17	105	0	5	1	0	0	2171
7	Dindigul	0	0	0	264	29	782	319	0	30	12	0	12	11	2	0	1461
8	Erode	1	0	0	25	18	3793	1	0	198	1326	0	27	5	2	0	5396
9	kallakurichi	0	0	0	7	4	902	3	0	10	6	0	60	0	0	0	992
10	Kancheepuram	0	0	0	177	6	618	9	0	62	115	0	31	10	0	0	1028
11	Kanyakumari	1	0	0	86	3	1561	7	0	113	0	0	19	133	3	0	1926
12	Karur	0	0	0	52	5	987	15	0	59	1	0	7	1	0	0	1127
13	Krishnagiri	0	0	0	253	7	2530	2	0	68	26	0	13	3	3	0	2905
14	Madurai	0	0	0	389	46	1565	8	0	144	1	0	21	158	17	0	2349
15	Mayiladuthurai	0	0	0	8	1	224	15	1	2	0	0	16	5	0	0	272
16	Nagapattinam	0	0	0	196	2	174	13	0	7	0	0	29	14	0	0	435
17	Namakkal	0	0	0	24	3	1758	2	0	81	559	0	13	2	0	0	2442
18	Perambalur	0	0	0	1	39	236	0	0	8	37	0	8	0	0	0	329
19	Pudukkottai	0	0	0	0	4	752	4	0	10	0	0	8	14	1	0	793
20	Ramanathapuram	0	0	0	1	3	280	1	0	15	14	0	2	1	0	0	317
21	Ranipet	0	0	0	1	2	792	1	0	32	3	0	137	4	5	0	977
22	Salem	0	0	0	13	30	3441	14	0	144	17	0	32	13	27	0	3731
23	Sivagangai	0	0	0	1	20	512	17	0	27	0	0	16	15	1	0	609
24	Thanjavur	0	0	0	89	4	1057	51	0	49	0	0	37	17	0	0	1304
25	The Nilgiris	0	0	0	0	4	123	0	1	32	4	0	1	6	1	0	172
26	Theni	0	0	0	104	11	346	4	0	18	0	0	4	16	1	0	504
27	Thenkasi	0	0	0	5	0	575	33	0	18	1	0	113	6	3	0	754
28	Thiruvallur	0	0	6	324	66	2700	27	21	347	185	11	163	57	28	1	3936
29	Thiruvannamalai	0	0	0	2	1	1378	34	0	26	19	0	536	8	1	0	2005
30	Thiruvarur	0	0	0	7	4	230	12	0	8	0	0	129	6	0	0	396
31	Thoothukudi	0	0	0	135	13	1261	49	1	30	1	0	85	24	1	0	1600
32	Tiruchirappalli	0	0	0	366	5	1763	3	21	86	7	0	40	97	2	0	2390
33	Tirunelveli	0	0	0	87	2	912	194	0	64	2	0	183	38	5	0	1487
34	Tirupathur	0	0	0	0	0	594	0	0	14	3	0	218	1	17	0	847
35	Tiruppur	0	0	0	20	29	4452	3	0	463	93	0	53	8	0	0	5121
36	Vellore	0	0	0	115	2	1391	2	0	47	3	0	28	19	17	0	1624
37	Villupuram	0	0	0	2	80	619	71	7	9	5	0	24	1	3	0	821
38	Virudhunagar	0	0	0	444	16	812	31	0	29	3	0	11	9	6	0	1361
	<b>Grand Total</b>	<b>3</b>	<b>5</b>	<b>6</b>	<b>4368</b>	<b>712</b>	<b>57141</b>	<b>1068</b>	<b>381</b>	<b>4670</b>	<b>3575</b>	<b>11</b>	<b>3120</b>	<b>1108</b>	<b>180</b>	<b>6</b>	<b>76354</b>

SOURCE: VAHAN REPORT

# **DRIVING LICENCE**

## ABSTRACT OF DRIVING LICENCES

YEAR	LLR	DRIVING LICENCE					
		FRESH	RENEWAL	CHANGE OF ADDRESS	ENDORSEMENT	DUPLICATE	TOTAL
2021-22	1006792	764304	1017950	279342	166464	64685	<b>2292745</b>
2022-23	1135662	739413	950907	310180	161684	71071	<b>2233255</b>
2023-24	1155409	782647	641446	273821	156025	58749	<b>1912688</b>
2024-25	1279060	844779	1235253	516196	209627	83622	<b>2889477</b>

- As per G.O.Ms.No.206, Home (Tr.VII) dated 28.04.2023 orders have been issued for implementation of 42 additional contactless services to the citizens.
- The 33 contactless services have been implemented from 13/07/2023.
- The 7 contactless services have been implemented from 16/12/2024.
- The top five number of Contactless services (using Aadhaar as identity) availed without visiting the RTO Office as on 31.03.2025 is follows:

Name of the service	Count
Issue of Learner's License	1782309
Temporary Permit	882468
Application for Special Permit	294234
Renewal of Permit Authorization.	79017
Renewal of Driving License	43516

## 28. Learner's License issued for the year 2008-2009 To 2024-2025

YEAR	No. of LLR issued
2008-2009	1587224
2009-2010	1773632
2010 -2011	1768110
2011- 2012	1916886
2012-2013	1957732
2013-2014	1959746
2014-2015	2046998
2015-2016	1987480
2016-2017	1728538
2017-2018	1782216
2018-2019	1153569
2019 -2020	1394651
2020-2021	1226053
2021-2022	1006792
2022-2023	1135662
2023-2024	1155409
2024-2025	1279060

Source: Sarathi report

### MONTHWISE LEARNER'S LICENCE ISSUED IN TAMILNADU

Month	2018-19	2019-20	2020-21	2021-22	2022-23	2023-24	2024-25
April	96113	89643	0	93829	68469	86208	92172
May	122030	121884	17332	16219	82498	110998	115819
June	116154	111920	63992	15426	88658	121083	138513
July	107890	140251	69322	130423	105817	116273	138078
August	89009	100739	85698	120515	95579	101352	107055
September	90322	142641	144520	110244	81746	88894	94354
October	80376	117826	171761	82871	81732	84686	87554
November	78631	141193	143010	77168	134536	84698	102420
December	100535	136152	164722	94462	113123	93497	107160
January	85917	109451	106223	84197	87592	83406	97083
February	99499	114250	136082	88000	92500	91306	97380
March	87093	68701	123391	93438	103412	93008	101472
<b>TOTAL</b>	<b>1153569</b>	<b>1394651</b>	<b>1226053</b>	<b>1006792</b>	<b>1135662</b>	<b>1155409</b>	<b>1279060</b>

## 28(a) DISTRICT WISE LLRs ISSUED FOR THE YEAR 2024-25

SL.NO.	NAME OF THE DISTRICT	Total No. of LLR issued 2024-25 (12,79,060)
1	Ariyalur	10423
2	Chengalpet	81233
3	Chennai	155734
4	Coimbatore	88363
5	Cuddalore	41002
6	Dharmapuri	22427
7	Dindigul	27789
8	Erode	38655
9	kallakurichi	15673
10	Kancheepuram	22124
11	Kanyakumari	21545
12	Karur	16210
13	Krishnagiri	23430
14	Madurai	53588
15	Mayiladuthurai	22921
16	Nagapattinam	9220
17	Namakkal	27667
18	Perambalur	9085
19	Pudukkottai	17642
20	Ramanathapuram	17403
21	Ranipet	17497
22	Salem	54584
23	Sivagangai	20880
24	Thanjavur	36654
25	The Nilgiris	13582
26	Theni	20491
27	Thenkasi	35088
28	Thiruvallur	70797
29	Thiruvannamalai	26613
30	Thiruvarur	16332
31	Thoothukudi	30437
32	Tiruchirappalli	46839
33	Tirunelveli	33164
34	Tirupathur	13090
35	Tiruppur	44213
36	Vellore	20865
37	Villupuram	27090
38	Virudhunagar	28710
	<b>Grand Total</b>	<b>1279060</b>

Source: Sarathi report

## 29. Driving License Data for the year 2012-2013 to 2024-2025

Item	2012-2013	2013-2014	2014-2015	2015-2016	2016-2017	2017-2018	2018-2019	2019-2020	2020-2021	2021-2022	2022-2023	2023-2024	2024-25
Fresh	946343	927271	974855	961771	831019	1040496	891965	894896	837182	764304	739413	782647	844779
Renewal	740395	763782	822915	876151	889539	949444	972521	1069281	960625	1017950	950907	641446	1235253
<b>Total (Fresh &amp; Renewal)</b>	<b>1686738</b>	<b>1691053</b>	<b>1797770</b>	<b>1837922</b>	<b>1720558</b>	<b>1989940</b>	<b>1864486</b>	<b>1964177</b>	<b>1797807</b>	<b>1782254</b>	<b>1690320</b>	<b>1424093</b>	<b>2080032</b>
Endorsement	179322	186409	199100	190500	182617	195356	184277	161661	142359	166464	161684	156025	209627
Duplicate	38068	39368	36801	46603	34192	78098	77858	80092	54548	64685	71071	58749	83622
Change of address	194776	205897	221913	228163	210571	192269	225529	281191	238480	279342	310180	273821	516196
<b>TOTAL</b>	<b>2098904</b>	<b>2122727</b>	<b>2255584</b>	<b>2303188</b>	<b>2147938</b>	<b>2461176</b>	<b>2352150</b>	<b>2487121</b>	<b>2233194</b>	<b>2292745</b>	<b>2233255</b>	<b>1912688</b>	<b>2889477</b>

So far number of fresh Driving Licences issued from the inception of Department: 2.79 crore

Source: Sarathi report

### TAMIL NADU – DRIVING LICENCE DATA

MONTH-WISE DRIVING LICENCE DATA FOR THE YEAR 2017-18 – TAMIL NADU						
Month & Year	Fresh	Renewal	Endorsement	Duplicate	Change of Address	TOTAL
April 2017	48829	65128	9225	2130	10817	136129
May 2017	69049	82516	10842	2704	14759	179870
June 2017	71141	70927	9339	1842	10628	163877
July 2017	77243	94128	11508	2627	15608	201114
August 2017	70997	78483	15909	2240	18402	186031
September 2017	77577	116947	18085	9612	23968	246189
October 2017	107050	71401	17339	10878	16013	222681
November 2017	116462	78906	22933	11345	18106	247752
December 2017	105065	77103	22686	10224	18949	234027
January 2018	85162	65751	21214	8261	16321	196709
February 2018	87599	69696	13560	7729	14380	192964
March 2018	124322	78458	22716	8506	19831	253833
<b>TOTAL</b>	<b>1040496</b>	<b>949444</b>	<b>195356</b>	<b>78098</b>	<b>197782</b>	<b>2461176</b>
MONTH-WISE DRIVING LICENCE DATA FOR THE YEAR 2018-19 – TAMIL NADU						
Month & Year	Fresh	Renewal	Endorsement	Duplicate	Change of Address	TOTAL
April 2018	89443	75193	21384	7656	19161	212837
May 2018	89064	91045	21380	7373	21784	230646
June 2018	89119	91030	19963	7231	21150	228493
July 2018	106838	97645	18459	7257	21589	251788
August 2018	73906	81321	15942	6158	17628	194955
September 2018	64129	77989	10377	6083	16539	175117
October 2018	63737	75894	16937	6254	16469	179291
November 2018	59222	72419	12031	5543	15292	164507
December 2018	66102	80795	11115	6486	17843	182341
January 2019	58506	67633	11823	5225	15054	158241
February 2019	59439	75853	11721	6016	19014	172043
March 2019	72460	85704	13145	6576	24006	201891
<b>TOTAL</b>	<b>891965</b>	<b>972521</b>	<b>184277</b>	<b>77858</b>	<b>225529</b>	<b>2352150</b>

<b>MONTH-WISE DRIVING LICENCE DATA FOR HE YEAR 2019-2020 – TAMIL NADU</b>						
<b>Month &amp; Year</b>	<b>Fresh</b>	<b>Renewal</b>	<b>Endorsement</b>	<b>Duplicate</b>	<b>Change of Address</b>	<b>TOTAL</b>
April 2019	58306	79627	12048	5619	20954	176554
May 2019	69644	101572	14322	6397	25156	217091
June 2019	71849	89637	12913	5282	21028	200709
July 2019	83825	106971	14640	7025	26185	238646
August 2019	78940	96008	13524	6990	24007	219469
September 2019	72420	97511	13149	6831	23053	212964
October 2019	70664	91925	12874	6603	22330	204396
November 2019	92787	96622	14624	8534	27579	240146
December 2019	87727	86813	13933	7954	26676	223103
January 2020	80374	78081	14815	6871	23143	203284
February 2020	78217	82366	15302	7097	24071	207053
March 2020	50143	62148	9517	4889	17009	143706
<b>TOTAL</b>	<b>894896</b>	<b>1069281</b>	<b>161661</b>	<b>80092</b>	<b>281191</b>	<b>2487121</b>

<b>MONTH-WISE DRIVING LICENCE DATA FOR THE YEAR 2020-2021 – TAMIL NADU</b>						
<b>Month &amp; Year</b>	<b>Fresh</b>	<b>Renewal</b>	<b>Endorsement</b>	<b>Duplicate</b>	<b>Change of Address</b>	<b>TOTAL</b>
April 2020	0	0	0	0	0	0
May 2020	11024	18358	294	299	3270	33245
June 2020	30502	56054	1041	1878	11877	101352
July 2020	33059	56011	951	3077	13616	106714
August 2020	38402	77336	3726	3316	15994	138774
September 2020	69888	143801	13936	6893	31226	265744
October 2020	109593	117897	19954	6566	29193	283203
November 2020	100284	98133	18918	6189	25115	248639
December 2020	134962	120375	25172	7378	32358	320245
January 2021	81232	73295	14488	5207	20293	194515
February 2021	114984	93376	21089	6635	25824	261908
March 2021	113252	105989	22790	7110	29714	278855
<b>TOTAL</b>	<b>837182</b>	<b>960625</b>	<b>142359</b>	<b>54548</b>	<b>238480</b>	<b>2233194</b>

<b>MONTH-WISE DRIVING LICENCE DATA FOR THE YEAR 2021-2022 – TAMIL NADU</b>						
<b>Month &amp; Year</b>	<b>Fresh</b>	<b>Renewal</b>	<b>Endorsement</b>	<b>Duplicate</b>	<b>Change of Address</b>	<b>TOTAL</b>
April 2021	86437	79878	17994	5632	22643	212584
May 2021	17206	17584	3793	1324	4875	44782
June 2021	10984	21213	1076	648	4539	38460
July 2021	56426	138218	10924	5671	30493	241732
August 2021	93786	122828	18655	7599	31652	274520
September 2021	105727	117259	22624	7482	31770	284862
October 2021	69044	92636	15462	5923	26281	209346
November 2021	57460	83831	14066	5880	24300	185537
December 2021	74853	99616	17614	7184	29751	229018
January 2022	62453	73564	14008	5283	22171	177479
February 2022	60809	79269	14080	5767	23678	183603
March 2022	69119	92054	16168	6292	27189	210822
<b>TOTAL</b>	<b>764304</b>	<b>1017950</b>	<b>166464</b>	<b>64685</b>	<b>279342</b>	<b>2292745</b>

<b>MONTH-WISE DRIVING LICENCE DATA FOR THE YEAR 2022-2023 – TAMIL NADU</b>						
<b>Month &amp; Year</b>	<b>Fresh</b>	<b>Renewal</b>	<b>Endorsement</b>	<b>Duplicate</b>	<b>Change of Address</b>	<b>TOTAL</b>
April 2022	56542	86900	14176	5591	25231	188440
May 2022	55290	106058	15131	6316	30093	212888
June 2022	54510	104932	14727	6185	29392	209746
July 2022	59048	104707	13946	6473	29157	213331
August 2022	66769	92556	14312	5943	26729	206309
September 2022	49388	74798	10182	5846	24455	164669
October 2022	45964	56800	9771	4226	19272	136033
November 2022	63690	87918	14460	7237	30383	203688
December 2022	77834	66562	14351	6881	26404	192032
January 2023	68247	50314	12354	5071	20856	156842
February 2023	68375	55402	13389	5450	22297	164913
March 2023	73756	63960	14885	5852	25911	184364
<b>TOTAL</b>	<b>739413</b>	<b>950907</b>	<b>161684</b>	<b>71071</b>	<b>310180</b>	<b>2233255</b>
<b>MONTH-WISE DRIVING LICENCE DATA FOR THE YEAR 2023-2024 – TAMIL NADU</b>						
<b>Month &amp; Year</b>	<b>Fresh</b>	<b>Renewal</b>	<b>Endorsement</b>	<b>Duplicate</b>	<b>Change of Address</b>	<b>TOTAL</b>
April 2023	55955	54610	11149	4746	21985	148445
May 2023	68707	76510	13822	5622	28723	193384
June 2023	68480	68053	13889	5352	25947	181721
July 2023	71808	66706	13576	5290	26038	183418
August 2023	78797	57193	14785	5563	25194	181532
September 2023	66643	46897	13889	4864	20841	153134
October 2023	63812	46291	13906	4709	20304	149022
November 2023	66312	44233	13290	4510	20773	149118
December 2023	64593	44754	12857	4791	20691	147686
January 2024	59046	38823	10344	4104	17796	130113
February 2024	59081	45918	11698	4469	20197	141363
March 2024	59413	51458	12820	4729	25332	153752
<b>TOTAL</b>	<b>782647</b>	<b>641446</b>	<b>156025</b>	<b>58749</b>	<b>273821</b>	<b>1912688</b>
<b>MONTH-WISE DRIVING LICENCE DATA FOR THE YEAR 2024-2025 – TAMIL NADU</b>						
<b>Month &amp; Year</b>	<b>Fresh</b>	<b>Renewal</b>	<b>Endorsement</b>	<b>Duplicate</b>	<b>Change of Address</b>	<b>TOTAL</b>
April 2024	59432	55971	12297	4357	26471	158528
May 2024	62246	71641	12464	4543	32233	183127
June 2024	66610	63564	12095	4580	29595	176444
July 2024	87207	74930	13960	5795	35522	217414
August 2024	80003	57061	12984	5076	27946	183070
September 2024	74709	72121	13408	4714	29555	194507
October 2024	67041	77816	12637	4755	30692	192941
November 2024	70927	102117	16408	6400	38852	234704
December 2024	79710	177700	26904	11730	70604	366648
January 2025	67717	156702	25642	9988	63134	323183
February 2025	64129	169018	24900	10592	65964	334603
March 2025	65048	156612	25928	11092	65628	324308
<b>TOTAL</b>	<b>844779</b>	<b>1235253</b>	<b>209627</b>	<b>83622</b>	<b>516196</b>	<b>2889477</b>

**COMPARATIVE STATEMENT OF DRIVING LICENCE**

Month & Year	Fresh	Renewal	Endorsement	Duplicate	Change of Address	TOTAL
March 2025	65048	156612	25928	11092	65628	<b>324308</b>
March 2024	59413	51458	12820	4729	25332	<b>153752</b>
March 2023	73756	63960	14885	5852	25911	<b>184364</b>

**CHENNAI CITY - DRIVING LICENCE DATA**

<b>MONTH-WISE DRIVING LICENCE DATA FOR THE YEAR 2017-18– CHENNAI</b>						
Month & Year	Fresh	Renewal	Endorsement	Duplicate	Change of Address	TOTAL
April 2017	10208	11494	1423	524	3123	<b>26772</b>
May 2017	11924	13081	1643	647	4219	<b>31514</b>
June 2017	11532	13263	1202	594	3184	<b>29775</b>
July 2017	13105	17432	1864	750	4454	<b>37605</b>
August 2017	17860	20969	2093	971	5039	<b>46932</b>
September 2017	12825	24651	1742	2948	7487	<b>49653</b>
October 2017	15216	13712	2544	3301	4903	<b>39676</b>
November 2017	16327	14455	1982	3034	4689	<b>40487</b>
December 2017	16199	16338	3210	2688	5880	<b>44315</b>
January 2018	12726	11641	2477	1949	4095	<b>32888</b>
February 2018	18791	17767	2790	2399	5185	<b>46932</b>
March 2018	17027	14103	2918	1767	5220	<b>41035</b>
<b>TOTAL</b>	<b>173740</b>	<b>188906</b>	<b>25888</b>	<b>21572</b>	<b>57478</b>	<b>467584</b>
<b>MONTH-WISE DRIVING LICENCE DATA FOR THE YEAR 2018-19– CHENNAI</b>						
Month & Year	Fresh	Renewal	Endorsement	Duplicate	Change of Address	Total
April 2018	13156	13823	2920	1731	4781	<b>36411</b>
May 2018	17027	14103	2918	1767	5220	<b>41035</b>
June 2018	14281	15573	2510	1578	5069	<b>39011</b>
July 2018	16460	16256	2417	1651	5101	<b>41885</b>
August 2018	12478	13932	1648	1385	4063	<b>33506</b>
September 2018	11260	13246	1602	1374	3853	<b>31335</b>
October 2018	10722	13214	1929	1387	3860	<b>31112</b>
November 2018	10153	12584	1465	1238	3554	<b>28994</b>
December 2018	11379	14426	1506	1520	4319	<b>33150</b>
January 2019	7715	10116	1170	1043	3077	<b>23121</b>
February 2019	10167	7945	901	750	2884	<b>22647</b>
March 2019	11175	14990	1848	1634	5395	<b>35042</b>
<b>TOTAL</b>	<b>145973</b>	<b>160208</b>	<b>22834</b>	<b>17058</b>	<b>51176</b>	<b>397249</b>

**MONTH-WISE DRIVING LICENCE DATA FOR THE YEAR 2019-2020 CHENNAI**

Month & Year	Fresh	Renewal	Endorsement	Duplicate	Change of Address	TOTAL
April 2019	9533	14358	1719	1374	4836	31820
May 2019	11684	17817	1910	1506	5758	38675
June 2019	10966	13465	1665	1063	4104	31263
July 2019	12979	15441	1904	1410	4899	36633
August 2019	12296	15984	1829	1529	5132	36770
September 2019	11692	16067	1767	1485	4833	35844
October 2019	10535	15709	1603	1371	4975	34193
November 2019	14166	17302	1956	1746	5555	40725
December 2019	14344	16437	1969	1804	5575	40129
January2020	12987	14103	1790	1486	4943	35309
February2020	12745	15018	1915	1592	5194	36464
March 2020	8004	11047	1265	1077	3728	25121
<b>TOTAL</b>	<b>141931</b>	<b>182748</b>	<b>21292</b>	<b>17443</b>	<b>59532</b>	<b>422946</b>

**MONTH-WISE DRIVING LICENCE DATA FOR THE YEAR 2020-2021 CHENNAI**

Month & Year	Fresh	Renewal	Endorsement	Duplicate	Change of Address	Total
April 2020	0	0	0	0	0	0
May 2020	879	1843	31	47	444	3244
June 2020	1756	3456	50	85	813	6160
July 2020	2637	8197	81	324	2057	13296
August 2020	3948	10875	469	567	2956	18815
September 2020	8821	22174	1504	1336	6340	40175
October 2020	14120	19962	2529	1412	6083	44106
November 2020	11954	17290	2264	1333	5795	38636
December 2020	18534	22253	3417	1593	7722	53519
January 2021	11135	13636	2105	1184	4875	32935
February 2021	17587	17757	3301	1603	6421	46669
March 2021	17953	19951	3749	1667	7458	50778
<b>TOTAL</b>	<b>109324</b>	<b>157394</b>	<b>19500</b>	<b>11151</b>	<b>50964</b>	<b>348333</b>

**MONTH-WISE DRIVING LICENCE DATA FOR THE YEAR 2021-2022- CHENNAI**

Month & Year	Fresh	Renewal	Endorsement	Duplicate	Change of Address	Total
April 2021	13832	14189	2801	1210	5331	37363
May 2021	2488	2820	530	255	1041	7134
June 2021	1611	3340	213	175	923	6262
July 2021	10161	20648	1763	1168	6457	40197
August 2021	14524	20051	2572	1518	7037	45702
September 2021	17106	20606	3288	1520	7474	49994
October 2021	12280	19157	2409	1408	6805	42059
November 2021	9015	15053	1879	1195	5910	33052
December 2021	13329	18214	2450	1474	7209	42676
January 2022	10751	13102	2085	1168	5392	32498
February 2022	12093	14836	2243	1350	6163	36685
March 2022	13560	17317	2704	1443	7276	42300
<b>TOTAL</b>	<b>130750</b>	<b>179333</b>	<b>24937</b>	<b>13884</b>	<b>67018</b>	<b>415922</b>

<b>MONTH-WISE DRIVING LICENCE DATA FOR THE YEAR 2022-2023– CHENNAI</b>						
<b>Month &amp; Year</b>	<b>Fresh</b>	<b>Renewal</b>	<b>Endorsement</b>	<b>Duplicate</b>	<b>Change of Address</b>	<b>Total</b>
April 2022	8098	11686	1591	953	4262	<b>26590</b>
May 2022	10745	19083	2311	1379	7506	<b>41024</b>
June 2022	10859	18446	2427	1426	7643	<b>40801</b>
July 2022	11166	17819	2364	1382	7304	<b>40035</b>
August 2022	12966	16321	2411	1286	7032	<b>40016</b>
September 2022	9276	14651	1561	1286	6527	<b>33301</b>
October 2022	7672	11441	1437	901	5074	<b>26525</b>
November 2022	11270	16816	2210	1619	7780	<b>39695</b>
December 2022	13410	14215	2274	1585	7210	<b>38694</b>
January 2023	12194	11516	1951	1189	5957	<b>32807</b>
February 2023	12991	12617	2252	1285	6461	<b>35606</b>
March 2023	14405	14515	2544	1391	7514	<b>40369</b>
<b>TOTAL</b>	<b>135052</b>	<b>179126</b>	<b>25333</b>	<b>15682</b>	<b>80270</b>	<b>435463</b>
<b>MONTH-WISE DRIVING LICENCE DATA FOR THE YEAR 2023-2024– CHENNAI</b>						
<b>Month &amp; Year</b>	<b>Fresh</b>	<b>Renewal</b>	<b>Endorsement</b>	<b>Duplicate</b>	<b>Change of Address</b>	<b>Total</b>
April 2023	7667	8928	1247	771	4073	<b>22686</b>
May 2023	13119	15945	2126	1308	7790	<b>40288</b>
June 2023	9180	9884	1516	862	4417	<b>25859</b>
July 2023	13474	13969	2460	1174	7035	<b>38112</b>
August 2023	15971	12379	2618	1235	6805	<b>39008</b>
September 2023	14436	10345	2584	1145	5754	<b>34264</b>
October 2023	13382	10446	2511	1053	5528	<b>32920</b>
November 2023	13474	1174	13969	2460	7035	<b>38112</b>
December 2023	11996	9391	2239	932	5152	<b>29710</b>
January 2024	10788	8803	1736	917	4801	<b>27045</b>
February 2024	11752	10562	2107	1014	5487	<b>30922</b>
March 2024	10722	10170	2098	900	5692	<b>29582</b>
<b>TOTAL</b>	<b>145961</b>	<b>121996</b>	<b>37211</b>	<b>13771</b>	<b>69569</b>	<b>388508</b>
<b>MONTH-WISE DRIVING LICENCE DATA FOR THE YEAR 2024-2025– CHENNAI</b>						
<b>Month &amp; Year</b>	<b>Fresh</b>	<b>Renewal</b>	<b>Endorsement</b>	<b>Duplicate</b>	<b>Change of Address</b>	<b>Total</b>
April 2024	10580	11014	1978	828	5981	<b>30381</b>
May 2024	10886	12902	2055	882	6490	<b>33215</b>
June 2024	11156	11439	1953	829	6097	<b>31474</b>
July 2024	14458	13325	2459	1040	7265	<b>38547</b>
August 2024	13646	10022	2086	924	5841	<b>32519</b>
September 2024	13725	11333	2135	795	5815	<b>33803</b>
October 2024	11962	11833	2066	840	5865	<b>32566</b>
November 2024	12650	14840	2577	1100	7343	<b>38510</b>
December 2024	13608	25408	4242	1970	13252	<b>58480</b>
January 2025	11661	23130	3804	1652	12148	<b>52395</b>
February 2025	8934	20262	2918	1500	10262	<b>43876</b>
March 2025	11548	23832	4276	1928	12944	<b>54528</b>
<b>TOTAL</b>	<b>144814</b>	<b>189340</b>	<b>32549</b>	<b>14288</b>	<b>99303</b>	<b>480294</b>

**COMPARITIVE STATEMENT OF DRIVING LICENCE**

Month & Year	Fresh	Renewal	Endorsement	Duplicate	Change of Address	Total
March 2025	11548	23832	4276	1928	12944	<b>54528</b>
March 2024	10722	10170	2098	900	5692	<b>29582</b>
March 2023	14405	14515	2544	1391	7514	<b>40369</b>

**29 (a) DISTRICT WISE DRIVING LICENCE TRANSACTIONS FOR THE YEAR 2024-25**

Sl. No.	NAME OF THE DISTRICT	Fresh	Renewal	Endorsement	Duplicate	Change of Address	TOTAL
1	Ariyalur	6014	8052	1434	994	2164	18658
2	Chengalpet	57910	72900	15115	5345	43861	195131
3	Chennai	114310	152479	24719	11665	79224	382397
4	Coimbatore	59954	90093	17594	4618	46641	218900
5	Cuddalore	24740	38731	6184	2673	9419	81747
6	Dharmapuri	13572	20062	3598	1587	4724	43543
7	Dindigul	18176	30570	3772	1717	8092	62327
8	Erode	21612	46245	7096	2914	15204	93071
9	kallakurichi	11590	12313	2633	1145	3115	30796
10	Kancheepuram	16326	20590	4706	1357	10443	53422
11	Kanyakumari	27208	38256	6543	1993	10925	84925
12	Karur	9510	16995	2730	1078	4797	35110
13	Krishnagiri	15720	20780	3433	1082	5238	46253
14	Madurai	39105	53701	10509	3619	45104	152038
15	Mayiladuthurai	7716	12142	1993	806	3510	26167
16	Nagapattinam	5734	7980	1144	590	3395	18843
17	Namakkal	19103	42093	6957	2424	16377	86954
18	Perambalur	5824	8123	1541	759	2266	18513
19	Pudukkottai	11442	13921	1969	1444	7007	35783
20	Ramanathapuram	12294	16368	2460	1540	4679	37341
21	Ranipet	8981	13392	2106	857	5461	30797
22	Salem	33469	58727	10274	3221	20651	126342
23	Sivagangai	16102	18420	2242	1857	7746	46367
24	Thanjavur	21037	30485	5570	2155	12118	71365
25	The Nilgiris	8002	13034	2313	718	7418	31485
26	Theni	11776	18672	2601	1484	3598	38131
27	Thenkasi	15059	23654	3714	1700	5961	50088
28	Thiruvallur	44547	66345	13163	4932	36366	165353
29	Thiruvannamalai	18867	22840	3790	1807	4948	52252
30	Thiruvarur	10315	15038	2820	1437	4589	34199
31	Thoothukudi	19272	27642	4900	1444	9640	62898
32	Tiruchirappalli	32927	47983	6980	3537	19739	111166
33	Tirunelveli	19613	31410	5089	2368	8197	66677
34	Tirupathur	8834	10574	1656	559	2299	23922
35	Tiruppur	26811	40639	6028	1806	21880	97164
36	Vellore	13190	22240	2157	1432	5850	44869
37	Villupuram	19399	22363	3048	1203	4558	50571
38	Virudhunagar	18718	29401	5046	1755	8992	63912
	<b>Grand Total</b>	<b>844779</b>	<b>1235253</b>	<b>209627</b>	<b>83622</b>	<b>516196</b>	<b>2889477</b>

**29(b). Zone wise Driving School Details for the year 2024-2025 (As on 31.03.2025)**

<b>Sl. No</b>	<b>Name of the Zone</b>	<b>No.of Heavy Driving Schools Only</b>	<b>No.of Driving Schools (Without Heavy)</b>	<b>Total No. of Driving Schools</b>
1	Chennai North	20	176	196
2	Chennai South	25	243	268
3	Coimbatore	34	271	305
4	Madurai	32	215	247
5	Salem	47	134	181
6	Erode	29	139	168
7	Thanjavur	34	132	166
8	Tirunelveli	46	290	336
9	Trichy	39	143	182
10	Villupuram	39	182	221
11	Virudhunagar	26	131	157
12	Vellore	23	124	147
<b>TOTAL</b>		<b>394</b>	<b>2180</b>	<b>2574</b>

Source: JTC/DTC offices

**29(c). Contact less Services using Aadhaar as identity document**

As per the Ministry of Road Transport and Highways notification in S.O.1026 (E) dated 03/03/2021, sixteen services of Regional Transport Office can be availed contactless using Aadhaar as Identity document which simplifies the Government delivery processes, brings in transparency and efficiency and enables applicants to get their work done directly in a convenient seamless manner. The following three services can be availed using Aadhaar as Identity document from 12/04/2022.

i) Learner's Licence ii) Renewal of Driving Licence iii) Change of address in Driving Licence. The following three more services are implemented from November 2022 (i) Surrender of class of vehicle from licence (ii) Notice of transfer of ownership of motor vehicles (iii) Endorsement of hire-purchase agreement. As per G.O.Ms.No.206, Home (Tr.VII) dated 28.04.2023 orders have been issued for implementation of 42 additional contactless services to the citizens. The 33 contactless services have been implemented from 13/07/2023. Another 7 contactless services have been implemented from 16/12/2024.

**NUMBER OF BENEFICIARIES IN FACELESS TRANSACTIONS AS ON 31.03.2025**

Sl.No	NAME OF THE SERVICES	12.04.2022 TO 31.03.2023	2023-24	2024-25	Total as on 31.03.2025
<b>SARATHI SERVICES</b>					
1	Issue of Learner's License	386595	603836	791878	<b>1782309</b>
2	Renewal of Driving License	11231	16141	16144	<b>43516</b>
3	Change of Address in DL	4835	7263	6138	<b>18236</b>
4	Renewal of Conductor License.		991	618	<b>1609</b>
5	Issue of International Driving Permit.		723	866	<b>1589</b>
6	Driving License Extract provisioning.		530	478	<b>1008</b>
7	Issue of Duplicate Driving License (DL)		910	870	<b>1780</b>
8	Replacement of Driving License.		19	31	<b>50</b>
9	Surrender of COVs	27	88	50	<b>165</b>
10	Issue of Duplicate Conductor License.		12	9	<b>21</b>
11	Issue of Duplicate Learner License.				<b>0</b>
12	Endorsement to drive hazardous material		170	98	<b>268</b>
13	Update Mobile Number in LL/CL/DL				<b>0</b>
14	Change of Name in DL		1	99	<b>100</b>
15	Change of Photo and Signature in DL			1	<b>1</b>
16	Change of address in CL		67	8	<b>75</b>
17	Change of Photo and Signature in CL				<b>0</b>
18	Change of Name in CL		4	6	<b>10</b>
19	CL Extract				<b>0</b>
	<b>Grand Total (Sarathi)</b>	<b>402688</b>	<b>630755</b>	<b>817294</b>	<b>1850737</b>
<b>VAHAN SERVICES</b>					
20	Temporary Permit		392487	489981	<b>882468</b>
21	Transfer of Ownership	125	7065	311	<b>7501</b>
22	Application for Special Permit		145991	148243	<b>294234</b>
23	Hypothecation Addition	32	816	320	<b>1168</b>
24	Permanent Surrender of Permit.		112	15	<b>127</b>
25	Renewal of Permit Authorization.		21664	57353	<b>79017</b>
26	Transfer of Permit.		38	11	<b>49</b>
27	Renewal of Permit.		48	9	<b>57</b>
28	Application for Temporary Registration of motor vehicle.		0	0	<b>0</b>
29	Application for Registration of motor vehicle with fully built body.		0	0	<b>0</b>
30	Application for issue of duplicate Certificate of Registration (RC).		81	104	<b>185</b>
31	Application for Grant of No Objection Certificate (NOC) for Certificate of Registration.		44	41	<b>85</b>
32	Change in Address in Certificate of Registration.		90	69	<b>159</b>
33	View Registration Certificate (RC) particulars against fee.		0	50	<b>50</b>
34	Termination of hire-purchase agreement.		3760	1447	<b>5207</b>
35	Issue of Fresh Permit.		0	0	<b>0</b>
36	Issue of Duplicate Permit.		1	0	<b>1</b>
37	Transfer of Permit (Death Case).		1	0	<b>1</b>
38	Update Mobile Number in record for transport services.		0	0	<b>0</b>
39	Issue of Duplicate Fitness certificate.		1	2	<b>3</b>
40	Notice of Transfer of Ownership of Motor Vehicle			0	<b>0</b>
	<b>Grand Total (Vahan)</b>	<b>157</b>	<b>572199</b>	<b>697956</b>	<b>1270312</b>
	<b>Grand Total (Vahan +Sarathi)</b>	<b>402845</b>	<b>1202954</b>	<b>1515250</b>	<b>3121049</b>

**MONTH WISE- NUMBER OF BENEFICIARIES IN FACELESS TRANSACTIONS FOR THE YEAR 2024-25 (Upto mar 2025)**

Sl. No	NAME OF THE SERVICES	Apr-24	May-25	Jun-25	Jul-25	Aug-25	Sep-25	Oct-25	Nov-25	Dec-25	Jan-25	Feb-25	Mar-25	Total upto Mar 2025
1	Issue of Learner's License	34150	74992	92724	86032	69410	60182	54759	66686	67546	63086	58292	64019	791878
2	Renewal of Driving License	1344	2421	1601	1547	1252	1613	1512	1698	796	606	628	1126	16144
3	Change of Address in DL	480	928	615	619	508	601	537	583	353	243	239	432	6138
4	Renewal of Conductor License.	0	61	78	14	50	45	62	124	34	21	26	103	618
5	Issue of International Driving Permit.	0	99	60	108	115	97	72	66	64	55	50	80	866
6	Driving License Extract provisioning.	0	43	53	58	66	44	40	37	35	24	32	46	478
7	Issue of Duplicate Driving License (DL)	0	84	119	110	108	105	79	88		44	56	77	870
8	Replacement of Driving License.	0	3	1	0	3	4	4	4	5	4		3	31
9	Surrender of COVs(*)	7	7	8	7	3	1	5	4	2	1	3	2	50
10	Issue of Duplicate Conductor License.	0	0	1	1	0	0		2	1	2		2	9
11	Issue of Duplicate Learner License.		0	0	0	0	0	0	0	0	0	0	0	0
12	Endorsement to drive hazardous material	0	4	11	6	9	12	15	15	13	7		6	98
13	Update Mobile Number in LL/CL/DL	0	0	0	0	0	0	0	0	0	0	0	0	0
14	Change of Name in DL	0	0	0	0	0	0	0	0	0	0	0	99	99
15	Change of Photo and Signature in DL	0	0	0	0	0	0	0	0	0	0	0	1	1
16	Change of address in CL	0	0	0	0	0	0	0	0	0	0	0	8	8
17	Change of Photo and Signature in CL	0	0	0	0	0	0	0	0	0	0	0	0	0
18	Chane of Name in CL	0	0	0	0	0	0	0	0	0	0	0	6	6
19	CL Extract	0	0	0	0	0	0	0	0	0	0	0	0	0
	<b>Grand Total (Sarathi)</b>	<b>35981</b>	<b>78642</b>	<b>95271</b>	<b>88502</b>	<b>71524</b>	<b>62704</b>	<b>57085</b>	<b>69307</b>	<b>68849</b>	<b>64093</b>	<b>59326</b>	<b>66010</b>	<b>817294</b>
1	Temporary Permit	33210	43838	31042	32609	33657	32871	33475	44471	73287	60341	35192	35988	489981
2	Transfer of Ownership(*)	44	20	31	42	22	25	18	18	21	20	25	25	311
3	Application for Special Permit	10884	12078	9162	10811	12680	12792	10664	11847	16026	16121	12673	12505	148243
4	Hypothecation Addition (*)	1	26	44	52	27	23	19	42	32	16	18	20	320
5	Permanent Surrender of Permit.	0	1	2	3	4	1	2			1	1	0	15
6	Renewal of Permit Authorization.	6158	5753	4885	5408	5446	5848	6299	6231	5840	1802	1820	1863	57353
7	Transfer of Permit.	0	0	1	1	2	2	2	2	1			0	11
8	Renewal of Permit.	0	0	0	0	0	0	0	1	5	1	1	1	9
9	Application for Temporary Registration of motor vehicle.	0	0	0	0	0	0							0
10	Application for Registration of motor vehicle with fully built body.	0	0	0	0	0	0							0
11	Application for issue of duplicate Certificate of Registration (RC).	0	29	8	11	8	8	2	6	6	7	12	7	104
12	Application for Grant of No Objection Certificate (NOC) for Certificate of Registration.	0	11	6	2	3	5		6		2	2	4	41
13	Change in Address in Certificate of Registration.	0	15	4	6	7	5	8	8	4		5	7	69
14	View Registration Certificate (RC) particulars against fee.	0	50	0	0	0	0						0	50
15	Termination of hire-purchase agreement.	0	52	150	180	133	142	102	143	122	140	146	137	1447
16	Issue of Fresh Permit.	0	0	0	0	0	0							0
17	Issue of Duplicate Permit.	0	0	0	0	0	0							0
18	Transfer of Permit (Death Case).	0	0	0	0	0	0							0
19	Update Mobile Number in record for transport services.	0	0	0	0	0	0							0
20	Issue of Duplicate Fitness certificate.	0	2	0	0	0	0							2
21	Notice of Transfer of Ownership of Motor Vehicles	0	0	0	0	0	0	0	0	0	0	0	0	0
	<b>Grand Total (vahan)</b>	<b>50297</b>	<b>61875</b>	<b>45335</b>	<b>49125</b>	<b>51989</b>	<b>51722</b>	<b>50591</b>	<b>62775</b>	<b>95344</b>	<b>78451</b>	<b>49895</b>	<b>50557</b>	<b>697956</b>
	<b>Grand total (vahan +sarathi)</b>	<b>86278</b>	<b>140517</b>	<b>140606</b>	<b>137627</b>	<b>123513</b>	<b>114426</b>	<b>107676</b>	<b>132082</b>	<b>164193</b>	<b>142544</b>	<b>109221</b>	<b>116567</b>	<b>1515250</b>

Source: Vahan and Sarathi report (\*) Implemented from 01.11.2022

### **30. Autorickshaw Permit**

- ◆ As on 01/04/2025, totally 346954 autorickshaws are operated in this State and out of which 102117 autorickshaws are operated in Chennai City.

#### **Auto fare**

- ◆ The auto fare fixed as per G.O.Ms.No.611, Home (Transport III) dated 25/8/2013 is only applicable to Chennai Metropolitan Area. The details of fare as follows:
  - i) Minimum charge for 1.8 k.m. - Rs.25.00
  - ii) For each additional k.m. - Rs.12.00
  - iii) Detention charge - For every 5 minutes  
(waiting charge) - Rs.3.50 paise
  - iv) For night service between - In addition to the total fare, 11 p.m to 5 a.m.  
additional charge of 50% of the total fare.
- ◆ The fixation of fare for autorickshaws plying in Coimbatore and as well as other Districts of Tamil Nadu on par with auto fares as notified above for Chennai Metro Politan area are issued vide G.O.Ms.No.772, Home (Tr.III), dated 16/10/2014 and to direct the District Collectors who are the Regional Transport Authorities for implementation and accordingly the Regional Transport Authorities to fix the fare for Contract Carriage autorickshaws plying in Coimbatore as well as other Districts of Tamil Nadu other than Chennai Metro Politan area.

The Enforcement officials of the Transport Department are conducting regular checks along with the officials of the Police Department to curb offences such as non-fitment of fare meter, fare meter tampering, not engaging of fare meter and excess fare demand.

# **ROAD SAFETY**

**ROAD SAFETY - ABSTRACT**

**ACCIDENTS IN TAMIL NADU**

(IN NUMBERS)

Year	Total Accidents	Fatal Accidents	Non Fatal	Fatalities	No. of persons injured
2019	62685	17196	45489	18129	63132
2020	49844	13868	35976	14527	47618
2021	55682	14747	40935	15384	55996
2022	64105	17080	47025	17884	67703
2023	67213	17526	49687	18347	72292
2024 (P)	67183	17282	49901	18074	71440
2025 (P) (upto Mar'25)	16952	3985	12967	4138	18414

### All India Accidents and Fatalities

(IN NUMBERS)

Top 5 States in Total Accidents in 2022			Top 5 States in Total fatalities in 2022		
1	Tamil Nadu	64105	1	Uttarpradesh	22595
2	Madhya Pradesh	54432	2	Tamil Nadu	17884
3	Kerala	43910	3	Maharashtra	15224
4	Uttarpradesh	41746	4	Madhya Pradesh	13427
5	Karnataka	39762	5	Karnataka	11702

Source: Morth.nic.in

### DRIVING LICENSE SUSPENSION FOR THE OFFENCES

YEAR	Over Speeding	Over Load in Goods Carriage	Carrying Persons in Goods Carriage	Using Mobile Phone whiling Driving	Drunken Driving	Red Light Jumping	Total
2019	10151	4718	24321	35834	20212	18297	113533
2020	13373	5178	26393	32067	7290	23893	108257
2021	13559	7937	17126	21840	3699	28336	92497
2022	10920	4586	13934	17031	3156	16520	66147
2023	15244	4565	7249	15439	5094	17886	65477
2024	18589	5233	6956	19505	9402	20818	80503
2025 (upto Mar'25)	5029	1676	2345	5712	2894	6639	24295

### 31. ROAD SAFETY

## **State Road Safety Council**

The Government has constituted State Road Safety Council to review Road Safety measures that arise in this state. It is a high level body which meets atleast once in a 3 months. The Transport Commissioner is a Member Secretary of this State Road Safety Council. The Hon'ble Minister for Transport is a chairman of this council with 20 members.

## **District Road Safety Committee**

The Government have constituted District Road Safety Committee to review road safety measures that arises in their Districts. This District Road Safety Council is functioning under the chairmanship of District Collector and the Superintendent of Police is the member Secretary. This District Road Safety Committee shall meets once in a month regularly. As far as Chennai city is Concerned, Government have constituted a "District Road Safety Committee for Chennai under the Chairmanship of commissioner of Police, Chennai to address various RoadSafety related issue in Chennai City.

## **Lead Agency –Road Safety Cell:**

Government in GO (D) No. 705 Home (Tr.V) Dept., dt. 13.07.2011 have issued orders forcreation of Road Safety Cell to assist the Road Safety Commissioner in all Road Safety activities. Now the above Cell has been reconstituted as Lead Agency – Road Safety Cell as instructed by Supreme Court Committee on Road Safety, New Delhi and the Government in G.O.Ms.No.489 Home (Tr.V) Dept., dt. 05.06.2017 have reconstituted the existing Road Safety cell as the Lead Agency with the members derived from various stake holder departments. The Lead Agency shall be headed by the Joint Transport Commissioner (Road Safety). The Government has directed that in order to deal exclusively with all matters related to Road Safety in the State the following members may be deputed to work in the Lead Agency.

- 1) One Deputy Director from IRT
- 2) One Assistant Director from Director of School Education
- 3) One Assistant Engineer or Assistant Director of Highways Research Station from Highways Department
- 4) Inspector of Police from Police Department.
- 5) One Assistant Surgeon from the Office of the Director of Medical Education.

**The Functions of Lead Agency-Road Safety Cell shall be as follows:**

- To work as a secretariat for the State Road Safety Council, arrange meetings of the Council issue it's Minutes and monitor the implementation of the decisions of the Council by the concerned Departments of the State.
- To coordinate with the concerned Departments of the State Government to ensure implementation of the directions issued from time to time by this Committee and furnish Compliance Report in a time bound manner.
- To ensure implementation of the directions given by the Central Government from time to time.
- To notify annual targets for reduction of accidents and fatalities as fixed by the State and draw up an Annual Action plan to achieve the targets and monitor its implementation.
- To collate on a regular basis data on road accidents and analysis the data to identify areas/road stretches and categories of accident victims who should be focused upon.
- To manage the Road Safety Fund and ensure that the Fund is effectively utilized.
- Monitor the Road Safety Funded programmes in all the Districts.
- Evaluate the Road Safety Fund utilisation and to suggest effective utilization of funds.
- Provide guidance to the Stake holder departments for better Road Safety planning activities.

A comparative statement between a number of accidents and vehicular strength in the State of Tamil Nadu for the past few years are furnished below:

Year	Road Accidents in Tamil Nadu			Total No. of Vehicles (As on 31st December)	% of Accidents to total vehicles	% of Fatal Accidents to total vehicles
	Total Accidents	Fatal Accidents	No. of persons dead			
2009	60794	12727	13746	11820613	0.514	0.11
2010	64996	14241	15409	13220752	0.492	0.11
2011	65873	14359	15422	14861695	0.44	0.10
2012	67757	15072	16175	16625653	0.41	0.09
2013	66238	14504	15563	18286774	0.36	0.08
2014	67250	14165	15190	19995382	0.34	0.07
2015	69059	14524	15642	21558272	0.32	0.07
2016	71431	16092	17218	23354026	0.31	0.07
2017	66763	16899	17918	25147056	0.27	0.07
2018	67279	17387	18392	27141431	0.25	0.06
2019	62685	17196	18129	29012556	0.22	0.06
2020	49844	13868	14527	30450289	0.16	0.05
2021	55682	14747	15384	31910687	0.17	0.05
2022	64105	17080	17884	33505611	0.19	0.05

Year	Road Accidents in Tamil Nadu			Total No. of Vehicles (As on 31st December)	% of Accidents to total vehicles	% of Fatal Accidents to total vehicles
	Total Accidents	Fatal Accidents	No. of persons dead			
2023	67213	17526	18347	35271882	0.19	0.05
2024 (P)	67183	17282	18074	37103489	0.18	0.05
2025 (P) (Upto Mar'25)	16952	3985	4138	*37609165	0.05	0.01

\*(As on 01.04.2025)

A comparative statement between a number of accidents and vehicular strength in the City of Chennai for the past few years are furnished below:

Year	Road Accidents in Chennai City			Total No. of Vehicles (As on 31st December)	% of Accidents	% of Fatal Accidents
	Total Accidents	Fatal Accidents	No. of persons dead			
2009	7262	998	1026	3012616	0.24	0.03
2010	5133	604	621	3295361	0.16	0.02
2011	6566	906	929	3593891	0.18	0.03
2012	9663	1367	1401	3800430	0.25	0.04
2013	9710	1215	1247	4093677	0.24	0.03
2014	9465	1020	1046	4395535	0.22	0.02
2015	7328	859	886	4669141	0.16	0.02
2016	7486	1155	1183	4989356	0.15	0.02
2017	7257	1264	1299	5309038	0.14	0.02
2018	7580	1231	1260	5639201	0.13	0.02
2019	6871	1229	1252	5941980	0.12	0.02
2020	4394	856	873	6133340	0.07	0.01
2021	5077	985	1008	6337785	0.08	0.02
2022	3453	499	507	4972926	0.07	0.01
2023	3654	499	504	5169349	0.07	0.01
2024 (P)	3751	532	542	5361484	0.07	0.01
2025 (P) (Upto Mar'25)	978	110	111	*5412260	0.02	0.00

\*(As on 01.04.2025)

A new initiative called ROAD ACCIDENT DATA MANAGEMENT SYSTEM (RADMS) has been introduced with effect from 01.01.2009 in order to collect the data regarding road accidents. It is a project jointly implemented by Police, Transport and Highways Departments. The project is funded by World Bank through Tamil Nadu Road Sector Project (TNRSP). It analyses the causes for the various road accidents took place in various categories of roads and suggest suitable remedial measures accordingly.

## **iRAD (Integrated Road Accident Database Application)**

A new app, an improved version of existing RADMS was introduced to enforcement officials namely “**Integrated Road Accident Data Base**” in order to register the Road accidents details and to review the same. It has been implemented in trial basis in six States viz., Uttar Pradesh, Madhyapradesh , Kerala, TamilNadu, Rajasthan and Karnataka States. NICS I and IIT madras are the developing agencies for this project. Integrated Road Accident Database (i-RAD) project introduced by Ministry of Road Transport and Highways to be rolled out in 14 Light house districts in our State with effect from 15<sup>th</sup> February of 2021. The entire project has been implemented throughout Tamil Nadu with effect from 15<sup>th</sup> March of 2021.

### **Road Accidents – A Scenario**

As per section 136 of Motor Vehicle Act 1989, when any accident occurs in which a Motor Vehicle is involved, the inspector of Motor Vehicle Department is authorized to inspect the vehicle and for that purpose may enter at any reasonable time any premises where vehicle may be and may remove the vehicle for examination. In order to analysis the each and every road accident and to suggest a remedial measure, the Government has constituted an Inter Departmental Team consisting of

- (i) Inspector of Police from the Police Department
- (ii) Motor Vehicles Inspector of the Transport Department
- (iii) Assistant Divisional Engineer of the Highways Department

The above team will make on the spot study within 24 hours of the occurrence of the road accidents and submit a study team report to the respective District Collectors. The District Collectors in turn will discuss the issue in detail in their meeting of District Road Safety Committee & suggested various remedial measures to avoid such accident in future.

### **Road Safety**

To promote road safety policy into reality the Government have taken steps to create necessary institutional arrangements in State and district level. A high level body viz. State Road Safety Council’ has been constituted under the Chairmanship of Honourable Minister for Transport with 20 members. The District Road Safety Committee functioning in each District under the Chairmanship of the District Collectors. This council has been entrusted with the job of considering various measures needed to promote road

safety, prepare road safety plans with special attention to the accident prone spots/stretchers, maintenance of roads, drivers training, accident analysis, publicity initiatives and efforts, traffic planning, highway patrol, passenger amenities etc. in the Districts.

The District Road Safety Committee has since been reconstituted with 13 members by including new members namely Commissioner of Police, reputed NGOs and consumer action Groups. The Government have also constituted a “**District Road safety Committee for Chennai**” under the Chairmanship of Commissioner of Police, Chennai alongwith 18 members to address various Road Safety related issues in Chennai city.

Apart from these State level and District level Committee the State Road Safety Commissionerate also takes up the Road Safety activities.

The Government has constituted “The Road Safety Fund” out of the receipts of compounding fees and spot fines collected by transport/police departments to finance road safety activities. The Road Safety Fund is administered by an Inter-Departmental Committee headed by the Home Secretary with six members.

The allocations made to the Road Safety fund from the inception i.e. 2000-2025 are as follows:-

(Rs. in Crore)

YEAR	AMOUNT	YEAR	AMOUNT	YEAR	AMOUNT
2000-2001	2.00	2010-2011	40.00	2020-2021	65.00
2001-2002	3.75	2011-2012	40.00	2021-2022	65.00
2002-2003	5.00	2012-2013	65.00	2022-2023	65.00
2003-2004	5.00	2013-2014	65.00	2023-2024	135.85
2004-2005	5.00	2014-2015	65.00	2024-2025	65.00
2005-2006	6.00	2015-2016	65.00		
2006-2007	6.00	2016-2017	65.00		
2007-2008	6.00	2017-2018	65.00		
2008-2009	16.80	2018-2019	65.00		
2009-2010	15.00	2019-2020	65.00		

### Convening of DRSC Meeting for the year 2021

Sl.No.	Name of the District	Jan-21	Feb-21	Mar-21	Apr-21	May-21	June-21	July-21	Aug-21	Sep-21	Oct-21	Nov-21	Dec-21	Total
1	Ariyalur	20.01.21	23.02.21											2
2	Chengelpet													0
3	Chennai													0
4	Coimbatore												21.12.21	1
5	Cuddalore	-	-	-	-	-	-	-	13.08.21		21.10.21			2
6	Dharamapuri	18.01.21	16.02.21				16.06.21	20.07.21	24.08.21					5
7	Dindigul	08.01.21												1
8	Erode	-	-	-	-	-	-	-	13.08.21				01.12.21	2
9	Kallakurichi								31.08.21					1
10	Kanchipuram	-												0
11	Kanniyakumari													0
12	Karur	-	-	-	-	-	-	29.07.21						1
13	Krishnagiri	06.01.21	-	-	-	-	-	-	-	22.09.21				2
14	Madurai	-	-	-	-	-	-	26.07.21		30.09.21				2
15	Mayiladurai							23.07.21						1
16	Nagapattinam													0
17	Namakkal	22.01.21	25.02.21	-	-	-	-	-	-					2
18	Nilgiris	12.01.21	-	-	-	-	-	26.07.21	25.08.21		10.10.21	02.11.21		5
19	Perambalur	07.01.21	-	-	-	-	-	23.07.21						2
20	Pudukottai													0
21	Ramnad													0
22	Ranipet													0
23	Salem	-	16.02.21	-	-	-	-	-	27.08.21	24.09.21			04.12.21	4
24	Sivagangai									03.09.21				1
25	Tenkasi	12.01.21	22.02.21	-	-	-	04.06.21	-	-	-	-	-	-	3
26	Thanjavur													0
27	Theni							06.08.21		06.09.21	28.10.21			3
28	Thiruvallur													0
29	Thiruvannamalai										18.10.21			1
30	Thiruvarur	19.01.21	05.02.21					05.07.21		28.09.21				4
31	Thoothukudi													0
32	Tirunelveli													0
33	Tirupathur													0
34	Tiruppur	-	-	-	-	-	-	-	-					0
35	Trichy	-	19.02.21	-	-	-	-	-	27.08.21		22.10.21			3
36	Vellore									17.09.21	10.12.21			2
37	Villupuram	-	-	-	-	-	-	-	-					0
38	Virudhunagar	08.01.21												1
	<b>Total</b>	<b>10</b>	<b>7</b>	<b>0</b>	<b>0</b>	<b>0</b>	<b>2</b>	<b>8</b>	<b>7</b>	<b>7</b>	<b>6</b>	<b>1</b>	<b>3</b>	<b>51</b>

### Convening of DRSC Meeting for the year 2022

S.No	District	Jan-22	Feb -22	Mar-22	Apr-22	May -22	June-22	July-22	Aug-22	Sep-22	Oct-22	Nov-22	Dec-22	Total
1	Ariyalur	24.1.22	-	-	-	-	-	4.8.22	-	-	-	-	-	2
2	Chengalpattu	-	-	-	-	-	-	-	-	-	-	21.11.22	-	1
3	Chennai	-	-	-	-	-	-	-	-	-	-	-	-	0
4	Coimbatore	12.1.22	-	23.3.22	27.4.22	26.5.22	-	-	3.8.22	7.9.22	13.10.22	-	-	7
5	Cuddalore	-	-	-	-	-	22.6.22	-	-	-	-	-	-	1
6	Dharmapuri	12.1.22	25.2.22	22.3.22	12.4.22	-	10.6.22	-	25.8.22	22.9.22	2.11.22	24.11.22	15.12.22	10
7	Dindigul	-	-	-	-	-	-	-	-	-	-	-	-	0
8	Erode	21.1.22	-	-	-	-	12.7.22	-	6.8.22	-	-	-	-	3
9	Kallakurichi	-	-	-	-	-	-	-	-	22.9.22	-	-	28.12.22	2
10	Kanchipuram	-	1.2.22	17.3.22	27.4.22	30.5.22	-	-	8.8.22	12.9.22	27.10.22	-	-	7
11	Karur	20.1.22	-	27.3.22	20.5.22	27.7.22	27.7.22	28.9.22	28.9.22	30.11.22	30.11.22	-	-	9
12	Krishnagiri	-	-	-	12.4.22	-	-	-	-	-	-	30.11.22	27.12.22	3
13	Madurai	-	-	-	27.4.22	-	15.7.22	-	-	-	-	-	-	2
14	Mayiladuthurai	-	-	29.4.22	7.6.22	7.6.22	-	-	-	-	31.10.22	-	-	4
15	Nagapattinam	-	7.2.22	-	-	9.5.22	-	-	-	-	17.10.22	-	-	3
16	Kanyakumari	-	-	28.3.22	-	-	-	-	-	-	10.10.22	-	-	2
17	Namakkal	-	-	4.5.22	26.4.22	13.6.22	26.7.22	24.8.22	-	-	-	-	-	5
18	Perambalur	13.5.22	13.5.22	13.5.22	13.5.22	12.7.22	12.7.22	22.9.22	22.9.22	-	-	-	-	8
19	Pudukkottai	-	-	-	-	-	28.6.22	-	26.8.22	-	-	-	-	2
20	Ramnad	-	-	-	28.4.22	18.5.22	-	-	-	-	-	-	-	2
21	Ranipet	-	-	-	4.4.22	-	4.7.22	-	-	-	-	-	-	2
22	Salem	-	-	-	20.4.22	27.5.22	29.6.22	27.7.22	-	-	-	-	28.12.22	5
23	Sivagangai	11.1.22	-	15.3.22	25.4.22	27.5.22	-	12.7.22	18.8.22	-	-	-	-	6
24	Tenkasi	4.1.22	-	-	-	-	-	-	-	21.9.22	14.10.22	18.11.22	-	4
25	Thanjavur	-	-	-	-	-	-	-	-	-	-	-	-	0
26	Theni	-	-	23.3.22	6.5.22	17.6.22	-	28.7.22	25.8.22	22.9.22	19.10.22	16.11.22	14.12.22	9
27	Thiruvallur	-	-	-	-	-	-	-	-	-	-	-	-	0
28	Thiruvarur	-	-	-	29.4.22	-	28.6.22	-	30.8.22	-	10.10.22	-	30.12.22	5
29	Tuticorin	24.1.22	23.2.22	-	25.4.22	16.5.22	20.6.22	18.7.22	-	-	-	-	-	6
30	Trichirappalli	-	-	-	-	-	-	-	-	-	-	-	-	0
31	Thirunelveli	-	-	-	-	31.5.22	-	27.7.22	-	29.9.22	-	30.11.22	28.12.22	5
32	Tirupathur	-	-	-	-	-	-	-	-	-	-	-	-	0
33	Tiruppur	28.1.22	24.2.22	25.3.22	29.4.22	31.5.22	29.6.22	28.7.22	22.8.22	29.9.22	-	-	-	9
34	Tiruvannamalai	7.1.22	-	-	-	13.5.22	-	-	-	-	-	-	-	2
35	The Nilgiris	-	-	8.4.22	13.4.22	-	-	-	-	-	-	-	-	2
36	Vellore	3.2.22	-	-	-	-	-	-	-	-	-	-	-	1
37	Viluppuram	-	-	-	-	-	27.6.22	-	-	-	-	-	-	1
38	Virudhunagar	-	-	-	-	6.5.22	20.6.22	8.7.22	-	5.9.22	-	-	30.12.23	5
<b>Total</b>		<b>12</b>	<b>6</b>	<b>12</b>	<b>18</b>	<b>16</b>	<b>15</b>	<b>11</b>	<b>11</b>	<b>10</b>	<b>10</b>	<b>6</b>	<b>8</b>	<b>135</b>

## Convening of DRSC Meeting for the year 2023

District	Jan-23	Feb-23	Mar-23	Apr-23	May-23	Jun-23	Jul-23	Aug-23	Sep-23	Oct-23	Nov-23	Dec-23	Total
Ariyalur	-	10-Feb	28-Mar	-	-	6-Jun	13-Jul	10-Aug	12-Sep	-	22-Nov	27-Dec	8
Chengalpattu	24-Jan	21-Feb	15-Mar	-	-	-	-	16-Aug	-	9-Oct	-	-	5
Chennai	NIL												0
Coimbatore	12-Jan	21-Feb	8-Mar	12-Apr	19-May	23-Jun	14-Jul	10-Aug	7-Sep	13-Oct	17-Nov	22-Dec	12
Cuddalore	19-Jan	15-Feb	15-Mar	13-Apr	12-May	19-Jun	10-Jul	7-Aug	25-Sep	31-Oct	29-Nov	27-Dec	12
Dharmapuri	11-Jan	24-Feb	24-Mar	26-Apr	31-May	28-Jun	27-Jul	31-Aug	29-Sep	31-Oct	30-Nov	29-Dec	12
Dindigul	-	24-Feb	31-Mar	27-Apr	-	6-Jun	20-Jul	29-Aug	27-Sep	26-Oct	30-Nov	29-Dec	10
Erode	-	-	14-Mar	25-Apr	-	26-Jun	31-Jul	28-Aug	25-Sep	30-Oct	27-Nov	28-Dec	9
Kallakurichi		15-Feb	24-Mar	-	16-May	28-Jun	-	18-Aug	-	17-Oct	22-Nov	22-Dec	8
Kanchipuram		16-Feb	30-Mar	28-Apr	29-May	19-Jun	10-Jul	21-Aug	-	-	6-Nov	18-Dec	9
Karur	-	-	29-Mar	27-Apr	8-May	27-Jun	28-Jul	-	-	27-Oct	30-Nov	30-Dec	8
Krishnagiri	-	-	14-Mar	13-Apr	11-May	22-Jun	-	30-Aug	-	19-Oct	-	20-Dec	7
Madurai	-	28-Feb	-	-	-	-	25-Jul	-	-	-	16-Nov	8-Dec	4
Mayiladuthurai		27-Feb	27-Mar	27-Apr	30-May	30-Jun	28-Jul	30-Aug	29-Sep	NIL	25-Nov	NIL	9
Nagapattinam	-	20-Feb	20-Mar	-	22-May	26-Jun	24-Jul	28-Aug	25-Sep	30-Oct	27-Nov	28-Dec	10
Kanyakumari	-	28-Feb	21-Mar	29-Apr	27-May	30-Jun	25-Jul	-	21-Sep	-	16-Nov	8-Dec	9
Namakkal						14-Jun	27-Jul	2-Aug	26-Sep	18-Oct	22-Nov		6
Perambalur	24-Jan	23-Feb	-	26-Apr	5-May	8-Jun	21-Jul	24-Aug	-	27-Oct	29-Nov	28-Dec	10
Pudukkottai	-	-	-	-	-	27-Jun	21-Jul	30-Aug	27-Sep	18-Oct	30-Nov	27-Dec	7
Ramnathapuram	18-Jan	15-Feb	15-Mar	-	-	20-Jun	5-Jul	8-Aug	14-Sep	18-Oct	15-Nov	14-Dec	10
Ranipet	9-Jan	6-Feb	14-Mar	13-Apr	16-May	15-Jun	14-Jul	25-Aug	12-Sep	13-Oct	14-Nov	14-Dec	12
Salem	20-Jan	22-Feb	29-Mar	26-Apr	24-May	23-Jun	31-Jul	23-Aug	27-Sep	18-Oct	17-Nov	29-Dec	12
Sivagangai	11-Jan	14-Feb	16-Mar	11-Apr	9-May	6-Jun	-	23-Aug	29-Sep	-	18-Nov	27-Dec	10
Tenkasi	-	24-Feb	30-Mar	27-Apr	19-May	20-Jun	20-Jul	24-Aug	-	20-Oct	29-Nov	28-Dec	10
Thanjavur		24-Feb	27-Mar	28-Apr	29-May	30-Jun	21-Jul	30-Aug	29-Sep	29-Oct	-	27-Dec	10
Theni	30-Jan	24-Feb	27-Mar	24-Apr	29-May	30-Jun	28-Jul	24-Aug	25-Sep	26-Oct	27-Nov	28-Dec	12
Thiruvallur	27-Jan	23-Feb	16-Mar	-	17-May	-	-	4-Aug	29-Sep	-	29-Nov	-	7
Thiruvarur	-	20-Feb	20-Mar	27-Apr	22-May	27-Jun	-	28-Aug	25-Sep	-	25-Nov	27-Dec	9
Tuticorin	23-Jan	27-Feb	27-Mar	24-Apr	15-May	16-Jun	25-Jul	28-Aug	27-Sep	31-Oct	27-Nov	-	11
Trichirappalli	24-Jan	25-Feb	24-Mar	24-Apr	23-May	22-Jun	8-Jul	31-Aug	29-Sep	23-Oct	27-Nov	15-Dec	12
Thirunelveli	27-Jan	28-Feb	28-Mar	20-Apr	29-May	30-Jun	-	28-Aug	-	-	29-Nov	-	8
Tirupathur	20-Jan	22-Feb	28-Mar		29-May	26-Jun	31-Jul	28-Aug	4-Sep	30-Oct	30-Nov	28-Dec	11
Tiruppur	31-Jan	28-Feb	28-Mar	25-Apr	31-May	30-Jun	31-Jul	30-Aug	27-Sep	31-Oct	29-Nov	27-Dec	12
Tiruvannamalai	-	-	-	-	-	8-Jun	-	-	-	-	-	8-Dec	2
The Nilgiris	-	2-Feb	30-Mar	-	29-May	-	30-Jul	26-Aug	8-Sep	26-Oct	24-Nov	8-Dec	9
Vellore	10-Jan	15-Feb	20-Mar	-	-	-	14-Jul	-	-	-	-	-	4
Villupuram		21-Feb	29-Mar	-	-	30-Jun		31-Aug	-	11-Oct	23-Nov	15-Dec	7
Virudhunagar	30-Jan	24-Feb	28-Mar	29-Apr	16-May	22-Jun	20-Jul	23-Aug	27-Sep	21-Oct	22-Nov	13-Dec	12
<b>Total</b>	<b>18</b>	<b>31</b>	<b>32</b>	<b>23</b>	<b>26</b>	<b>32</b>	<b>28</b>	<b>32</b>	<b>25</b>	<b>26</b>	<b>32</b>	<b>30</b>	<b>335</b>

## Convening of DRSC Meeting for the year 2024

District	Jan-24	Feb-24	Mar-24	Apr-24	May-24	Jun-24	Jul-24	Aug-24	Sep-24	Oct-24	Nov-24	Dec-24	Total
Ariyalur	29-Jan	19-Feb	-	-	-	28-Jun	-	5-Aug 30-Aug	23-Sep	21-Oct	28-Nov	16-Dec	9
Chengalpattu	08-Jan	-	-	-	-	25-Jun	-	7-Aug	-	21-Oct	25-Nov	23-Dec	6
Chennai	NIL										07-Nov		1
Coimbatore	19-Jan	15-Feb	19-Mar	01-Apr	22-May	27-Jun	19-Jul	10-Aug	13-Sep	10-Oct	15-Nov	13-Dec	12
Cuddalore	-	-	14-Mar	-	20-May	24-Jun	25-Jul	07-Aug	6-Sep	08-Oct	21-Nov	16-Dec	9
Dharmapuri	18-Jan	26-Feb	14-Mar	-	23-May	24-Jun	31-Jul	30-Aug	25-Sep	23-Oct	27-Nov	26-Dec	11
Dindigul	-	01-Feb	-	-	-	-	30-Jul	30-Aug	26-Sep	24-Oct	22-Nov	26-Dec	7
Erode	29-Jan	-	-	-	07-May	24-Jun	29-Jul	22-Aug	30-Sep	29-Oct	25-Nov	31-Dec	9
Kallakurichi	-	-	-	-	-	25-Jun	25-Jul	27-Aug	02-Sep	28-Oct	26-Nov	27-Dec	7
Kanchipuram	22-Jan	26-Feb	-	-	-	25-Jun	01-Jul	05-Aug	09-Sep	07-Oct	09-Nov	09-Dec	9
Karur	29-Jan	28-Feb	-	-	-	26-Jun	26-Jul	30-Aug	27-Sep	25-Oct	11-Nov	27-Dec	9
Krishnagiri	-	08-Feb	14-Mar	-	10-May	11-Jun	09-Jul	09-Aug	-	25-Oct	29-Nov	27-Dec	9
Madurai	10-Jan	15-Feb	-	-	15-May	28-Jun	26-Jul	09-Aug	13-Sep	10-Oct	22-Nov	12-Dec	10
Mayiladuthurai	22-Jan	-	-	-	28-May	-	04-Jul	07-Aug	30-Sep	21-Oct	18-Nov	23-Dec	8
Nagapattinam	29-Jan	-	-	-	-	28-Jun	31-Jul	-	25-Sep	-	18-Nov	30-Dec	6
Kanyakumari	10-Jan	14-Feb	-	-	-	24-Jun	24-Jul	01-Aug	14-Sep	-	09-Nov	6-Dec	8
Namakkal	-	09-Feb	-	-	28-May	20-Jun	26-Jul	22-Aug	27-Sep	-	NIL	6-Dec	8
Perambalur	24-Jan	22-Feb	-	-	-	28-Jun	09-Jul	29-Aug	26-Sep	-	22-Nov	26-Dec	8
Pudukkottai	24-Jan	-	01-Mar	-	-	-	31-Jul	22-Aug	12-Sep	10-Oct	21-Nov	19-Dec	8
Ramanathapuram	-	15-Feb	-	29-Apr	10-May	27-Jun	-	14-Aug	-	23-Oct	NIL	05-Dec	7
Ranipet	18-Jan	19-Feb	12-Mar	-	-	13-Jun	09-Jul	23-Aug	-	04-Oct	25-Nov	24-Dec	9
Salem	-	14-Feb	-	-	17-May	21-Jun	03-Jul, 10-Jul, 25-Jul	29-Aug	12-Sep	-	07-Nov	27-Dec	10
Sivagangai	-	22-Feb	-	-	-	-	19-Jul	-	04-Sep	04-Oct	14-Nov	20-Dec	6
Tenkasi	-	09-Feb	-	-	-	27-Jun	30-Jul	28-Aug	-	01-Oct, 29-Oct	27-Nov	24-Dec	8
Thanjavur	-	01-Feb, 26-Feb	-	-	-	06-Jun	-	5-Aug, 28-Aug	-	03-Oct, 31-Oct	04-Nov	05-Dec	9
Theni	31-Jan	29-Feb	-	-	-	28-Jun	29-Jul	29-Aug	25-Sep	28-Oct	29-Nov	31-Dec	8
Thiruvallur	-	06-Feb	06-Mar	-	-	-	10-Jul	08-Aug	05-Sep	10-Oct	08-Nov	05-Dec	8
Thiruvarur	-	-	-	-	-	27-Jun	25-Jul	28-Aug	25-Sep	21-Oct	30-Nov	26-Dec	7
Tuticorin	30-Jan	29-Feb	-	-	29-May	26-Jun	26-Jul	30-Aug	23-Sep	21-Oct	18-Nov	23-Dec	10
Trichirappalli	-	-	-	-	-	27-Jun	29-Jul	29-Aug	20-Sep	17-Oct	22-Nov	20-Dec	7
Thirunelveli	-	-	08-Mar	-	17-May	11-Jun	-	27-Aug	13-Sep	08-Oct	13-Nov	27-Dec	8
Tirupathur	-	28-Feb	-	-	-	25-Jun	31-Jul	28-Aug	30-Sep	30-Oct	28-Nov	19-Dec	8
Tiruppur	22-Jan	28-Feb	-	-	-	-	01-Jul, 29-Jul	-	04-Sep	-	27-Nov	31-Dec	7
Tiruvannamalai	-	-	-	-	-	-	-	30-Aug	30-Sep	28-Oct	25-Nov	30-Dec	5
The Nilgiris	24-Jan	-	-	-	-	27-Jun	29-Jul	23-Aug	30-Sep	22-Oct	09-Nov	30-Dec	8
Vellore	-	-	-	-	-	24-Jun	16-Jul	20-Aug	26-Sep	23-Oct	19-Nov	26-Dec	7
Villupuram	11-Jan	14-Feb	-	-	-	-	31-Jul	29-Aug	13-Sep	24-Oct	22-Nov	24-Dec	8
Virudhunagar	-	01-Feb, 28-Feb	-	-	24-May	28-Jun	31-Jul	29-Aug	25-Sep	17-Oct	27-Nov	24-Dec	10
<b>Total</b>	<b>19</b>	<b>26</b>	<b>8</b>	<b>2</b>	<b>13</b>	<b>29</b>	<b>34</b>	<b>36</b>	<b>31</b>	<b>32</b>	<b>37</b>	<b>37</b>	<b>304</b>

## Convening of DRSC Meeting month wise for the year 2025

District	Jan-25	Feb-25	Mar-25	Total
Ariyalur	27.01.25	24.02.25	24.03.25	3
Chengalpattu	22.01.25	24.02.25	24.03.25	3
Chennai	08.01.25	28.02.25	-	2
Coimbatore	08.01.25	21.02.25	27.03.25	3
Cuddalore	02.01.25	24.02.25	17.03.25	3
Dharmapuri	24.01.25	21.02.25	21.03.25	3
Dindigul	31.01.25	27.02.25	27.03.25	3
Erode	27.01.25	24.02.25	24.03.25	3
Kallakurichi	30.01.25	28.02.25	28.03.25	3
Kanchipuram	06.01.25	17.02.25	11.03.25	3
Karur	30.01.25	28.02.25	28.03.25	3
Krishnagiri	31.01.25	27.02.25	28.03.25	3
Kanyakumari	24.01.25	28.02.25	26.03.25	3
Madurai	08.01.25	12.02.25	13.03.25	3
Mayiladuthurai	31.01.25	24.02.25	24.03.25	3
Nagapattinam	30.01.25	26.02.25	28.03.25	3
Namakkal	08.01.25	14.02.25	12.03.25	3
Perambalur	24.01.25	27.02.25	27.03.25	3
Pudukkottai	09.01.25	21.02.25	13.03.25	3
Ramanathapuram	30.01.25	27.02.25	26.03.25	3
Ranipet	30.01.25	NIL	14.03.25	2
Salem	31.01.25	28.02.25	21.03.25	3
Sivagangai	NIL	18.02.25	27.03.25	2
Tenkasi	30.01.25	26.02.25	26.03.25	3
Thanjavur	27.01.25	05.02.25	05.03.25	3
Theni	27.01.25	28.02.25	24.03.25	3
Thiruvallur	09.01.25	18.02.25	22.03.25	3
Thiruvavarur	29.01.25	28.02.25	27.03.25	3
Tuticorin	27.01.25	24.02.25	24.03.25	3
Tiruchirappalli	11.01.25	21.02.25	20.03.25	3
Thirunelveli	08.01.25	14.02.25	24.03.25	3
Tirupathur	29.01.25	28.02.25	28.03.25	3
Tiruppur	30.01.25	27.02.25	27.03.25	3
Tiruvannamalai	31.01.25	10.02.25	03.03.25	3
The Nilgiris	13.01.25	27.02.25	17.03.25	3
Vellore	21.01.25	18.02.25	18.03.25	3
Villupuram	09.01.25	NIL	26.03.25	2
Virudhunagar	30.01.25	26.02.25	26.03.25	3
<b>Total</b>	<b>37</b>	<b>36</b>	<b>37</b>	<b>110</b>

**Road Safety Awareness Programmes Conducted During Year 2021**

S.No	Name of District	2021							
		No of Awareness Programmes Conducted @			Total No of Awareness Pgm Conducted	No of Participants Benifitted			Total No of Participants Benifitted
		School	College	Public		School	College	Public	
1	Ariyalur	6	6	59	71	1100	1390	4775	7265
2	Chengalpattu	5	4	8	17	821	1100	2343	4264
3	Chennai	23	11	257	291	4090	2041	11910	18041
4	Coimbatore	21	22	65	108	12815	12960	4615	30390
5	Cuddalore	34	24	142	200	5625	2310	15360	23295
6	Dharmapuri	48	25	101	174	8562	4634	8158	21354
7	Dindigul	5	9	7	21	780	1530	535	2845
8	Erode	21	11	75	107	2029	1096	7978	11103
9	Kallakurichi	18	23	39	80	1480	2900	3822	8202
10	Kanchipuram	20	13	137	170	3824	2345	9681	15850
11	Karur	4	3	32	39	615	470	4045	5130
12	Krishnagiri	9	13	59	81	2450	3450	10600	16500
13	Madurai	10	8	6	24	4250	5400	2000	11650
14	Mayiladuthurai	14	9	24	47	1550	1050	3100	5700
15	Nagapattinam	6	8	0	14	1380	2150	0	3530
16	Kanyakumari	21	20	6	47	4655	6525	465	11645
17	Namakkal	63	52	73	184	7890	6335	8320	22545
18	Perambalur	4	6	18	28	320	600	900	1820
19	Pudukkottai	16	11	150	177	3850	3030	15550	22430
20	Ramnathapuram	18	15	130	163	4350	5040	14630	24020
21	Ranipet	20	21	98	139	4690	5115	9180	18985
22	Salem	85	63	93	238	15035	12375	13035	40465
23	Sivagangai	12	8	18	38	1120	483	2123	3726
24	Tenkasi	7	5	87	99	900	700	4625	6225
25	Thanjavur	19	3	2	24	3000	1800	450	5250
26	Theni	15	18	225	258	2160	2495	3836	8491
27	Thiruvallur	24	14	14	52	4406	1678	2152	8236
28	Thiruvarur	Covid-19 NIL							
29	Tuticorin	5	7	37	49	800	1325	4705	6830
30	Trichirappalli	9	10	40	59	905	980	2023	3908
31	Thirunelveli	13	13	5	31	3325	3615	1350	8290
32	Tirupathur	20	11	21	52	6210	3230	3070	12510
33	Tiruppur	22	12	10	44	3700	1450	1750	6900
34	Tiruvannamalai	33	32	43	108	6030	7230	9910	23150
35	The Nilgiris	0	0	0	0	0	0	0	0
36	Vellore	10	12	43	65	2500	3600	7660	13760
37	Villupuram	0	0	81	81	0	0	2814	2814
38	Virudhunagar	11	5	20	36	1131	661	2248	4040
	<b>Total</b>	<b>671</b>	<b>527</b>	<b>2225</b>	<b>3416</b>	<b>128348</b>	<b>113093</b>	<b>199718</b>	<b>441159</b>

**Road Safety Awareness Programmes Conducted During Year 2022**

S.No	Name of District	2022							
		No of Awareness Programmes Conducted @			Total No of Awareness Pgm Conducted	No of Participants Benifitted			Total No of Participants Benifitted
		School	College	Public		School	College	Public	
1	Ariyalur	5	5	60	70	845	995	5750	7590
2	Chengalpattu	8	10	46	64	1831	2100	11243	15174
3	Chennai	31	11	261	303	5285	2035	13985	21305
4	Coimbatore	38	32	131	201	19380	12870	17170	49420
5	Cuddalore	50	24	180	254	5275	2780	20220	28275
6	Dharmapuri	47	18	97	162	8450	3580	9012	21042
7	Dindigul	5	8	8	21	790	1580	485	2855
8	Erode	29	23	55	107	4800	6295	7719	18814
9	Kallakurichi	15	22	55	92	1870	3500	5670	11040
10	Kanchipuram	13	25	43	81	1524	3450	12670	17644
11	Karur	5	1	17	19	1450	100	2025	2440
12	Krishnagiri	16	11	52	79	6450	4300	16400	27150
13	Madurai	10	6	6	22	3200	3250	1250	7700
14	Mayiladuthurai	13	12	26	51	1600	1350	4200	7150
15	Nagapattinam	5	6	0	11	1100	1650	0	2750
16	Kanyakumari	30	23	20	73	8360	9085	2870	20315
17	Namakkal	54	44	65	163	7720	7255	7410	22385
18	Perambalur	8	6	18	32	640	600	900	2140
19	Pudukkottai	16	11	142	169	2850	2800	15650	21300
20	Ramnathapuram	24	32	150	206	8350	10140	13730	32632
21	Ranipet	25	22	182	229	4645	4395	12560	21600
22	Salem	94	83	126	303	13440	13470	15680	42590
23	Sivagangai	15	17	23	55	1450	2638	8942	13030
24	Tenkasi	11	8	100	119	2025	2040	6245	10310
25	Thanjavur	29	6	2	37	2900	1800	850	5550
26	Theni	16	14	13	43	2211	1561	1220	4992
27	Thiruvallur	22	14	16	52	3909	1785	2171	7865
28	Thiruvarur	14	9	19	32	3000	2400	5300	10700
29	Tuticorin	21	24	25	70	2680	3970	2365	9015
30	Trichirappalli	12	10	41	63	1025	800	1990	3815
31	Thirunelveli	18	17	9	44	4315	4687	2185	11187
32	Tirupathur	37	17	27	81	7440	3940	4610	15990
33	Tiruppur	45	28	125	198	7719	4104	9471	21294
34	Tiruvannamalai	31	31	39	101	4510	7215	9905	21630
35	The Nilgiris	15	4	24	43	2010	770	2450	5230
36	Vellore	17	12	19	48	4150	3400	5325	12875
37	Villupuram	21	21	117	159	1337	1262	3993	6592
38	Virudhunagar	18	25	30	73	1945	2654	2248	6847
	<b>Total</b>	<b>883</b>	<b>692</b>	<b>2369</b>	<b>3930</b>	<b>162481</b>	<b>142606</b>	<b>265869</b>	<b>570233</b>

**Road Safety Awareness Programmes Conducted during the year 2023**

S.No	District	No of Programmes			No of Awareness Programmes Conducted	No of Participants			No of participants Benefitted
		School	Clg	Public		School	Clg	Public	
1	Ariyalur	1	0	10	11	120	0	1575	1695
2	Chengalpattu	74	46	57	177	12230	6620	10330	29180
3	Chennai	22	13	21	56	5500	2100	2300	9900
4	Coimbatore	23	31	117	171	8900	8000	12100	29000
5	Cuddalore	51	25	158	234	21650	15170	41320	78140
6	Dharmapuri	28	9	14	51	14750	3250	3500	21500
7	Dindigul	8	2	2	12	1670	300	100	2070
8	Erode	13	11	33	57	2739	4162	3835	10736
9	Kallakurichi	28	20	34	82	4947	2984	1680	9611
10	Kanyakumari	7	6	1	14	875	2100	250	3225
11	Kanchipuram	27	20	91	138	6988	3768	11210	21966
12	Karur	15	5	33	53	2652	2415	3050	8117
13	Krishnagiri	16	9	22	47	5800	4200	6500	16500
14	Madurai	18	10	16	44	3340	2710	1820	7870
15	Mayiladuthurai	13	8	14	35	3500	2450	5700	11650
16	Nagapattinam	4	5	7	16	1250	2125	2450	5825
17	Namakkal	20	20	77	117	4150	4280	7375	15805
18	Perambalur	2	2	4	8	995	875	325	2195
19	Pudukkottai	28	12	49	89	10200	6300	17900	34400
20	Ramnathapuram	21	6	11	38	3800	1400	1900	7100
21	Ranipet	29	22	202	253	5975	4914	8675	19564
22	Salem	31	19	34	84	5800	4600	6070	16470
23	Sivagangai	50	22	218	290	23900	9220	15460	48580
24	Tenkasi	4	3	35	42	810	790	1750	3350
25	Thanjavur	9	8	18	35	2920	3000	6500	12420
26	Theni	5	3	17	25	2500	1600	1300	5400
27	Thiruvallur	15	4	19	38	3884	1722	2565	8171
28	Thiruvarur	8	5	9	22	2150	1500	2500	6150
29	Tuticorin	28	17	18	63	7620	4850	2950	15420
30	Trichirappalli	12	13	10	35	2756	2635	1810	7201
31	Thirunelveli	9	13	20	42	1788	3040	2623	7451
32	Tirupathur	15	7	28	50	3371	2168	3550	9089
33	Tiruppur	21	8	47	76	5950	2110	6840	14900
34	Tiruvannamalai	15	13	14	42	2946	3432	1260	7638
35	The Nilgiris	20	6	15	41	2000	1200	1100	4300
36	Vellore	17	6	28	51	3656	2100	4300	10056
37	Villupuram	26	14	38	78	4700	3240	2070	10010
38	Virudhunagar	24	22	11	57	4340	4870	1180	10390
<b>TOTAL</b>		<b>757</b>	<b>465</b>	<b>1552</b>	<b>2774</b>	<b>203122</b>	<b>132200</b>	<b>207723</b>	<b>543045</b>

Road Safety Awareness Programmes Conducted January 2024 to December 2024									
S.No	Name of District	No of Awareness Programmes Conducted			Total No of Awareness Program Conducted	No of Participants Benifitted			Total No of Participants Benifitted
		School	College	Public		School	College	Public	
1	Ariyalur	3	3	38	44	245	605	2085	2935
2	Chengalpattu	52	28	213	293	9604	6285	29298	45187
3	Chennai	45	29	571	645	6025	4145	56285	66455
4	Coimbatore	43	33	326	402	6130	10755	36956	53841
5	Cuddalore	33	27	231	291	5540	4783	21440	31763
6	Dharmapuri	19	18	103	140	3280	2645	12198	18123
7	Dindigul	16	11	71	98	1970	1925	4153	8048
8	Erode	28	27	167	222	5543	6175	19262	30980
9	Kallakurichi	39	36	138	213	4795	5700	11751	22246
10	Kanchipuram	24	21	36	81	4780	3295	5515	13590
11	Karur	20	15	186	221	4224	2555	29354	36133
12	Krishnagiri	6	6	181	193	2700	1397	14464	18561
13	Madurai	12	9	35	56	2650	2150	7098	11898
14	Mayiladuthurai	18	18	78	114	3130	3930	14255	21315
15	Nagapattinam	16	16	36	68	1828	2660	6222	10710
16	Kanyakumari	18	18	21	57	3440	3242	3010	9692
17	Namakkal	42	41	255	338	9486	7389	18959	35834
18	Perambalur	19	19	15	53	8172	7925	1420	17517
19	Pudukkottai	50	29	192	271	4250	2175	19117	25542
20	Ramnathapuram	22	21	43	86	3300	3650	7250	14200
21	Ranipet	23	23	140	186	4530	5270	9656	19456
22	Salem	58	23	166	247	8585	4407	23968	36960
23	Sivagangai	55	17	137	209	13960	2950	19140	36050
24	Tenkasi	23	7	165	195	5550	1177	14751	21478
25	Thanjavur	11	7	9	27	1700	1440	1400	4540
26	Theni	12	13	42	67	2190	2512	6010	10712
27	Thiruvallur	39	20	94	153	6431	2704	8417	17552
28	Thiruvarur	14	5	26	45	3615	1360	2742	7717
29	Tuticorin	16	15	48	79	3165	3445	8605	15215
30	Trichirappalli	10	4	87	101	1330	530	5465	7325
31	Thirunelveli	23	19	25	67	6316	6296	7477	20089
32	Tirupathur	22	16	33	71	4795	2886	4954	12635
33	Tiruppur	28	16	61	105	7460	3720	7600	18780
34	Tiruvannamalai	37	31	249	317	3825	4952	32705	41482
35	The Nilgiris	12	10	11	33	805	775	660	2240
36	Vellore	18	16	85	119	3630	3315	16005	22950
37	Villupuram	46	27	95	168	4859	3873	10559	19291
38	Virudhunagar	32	12	144	1024	5285	2030	8795	16110
	<b>Total</b>	<b>1004</b>	<b>706</b>	<b>4553</b>	<b>6686</b>	<b>179123</b>	<b>137028</b>	<b>509001</b>	<b>825152</b>

**Road Safety Awareness Programmes Conducted Details upto the month of March 2025**

S.No	District	No of Programmes Conducted			Total No. of Awareness Programmes Conducted	No of Participants			Total No. of participants Benefitted
		School	Clg	Public Places		School	Clg	Public Places	
1	Ariyalur	3	0	23	26	300	0	2395	2695
2	Chengalpattu	18	5	48	71	2955	600	5930	9485
3	Chennai	18	11	140	169	4605	3860	14185	22650
4	Coimbatore	9	13	73	95	1850	2985	9068	13903
5	Cuddalore	29	12	75	116	34445	3510	10410	48365
6	Dharmapuri	9	8	38	55	1860	2882	6195	10937
7	Dindigul	14	3	23	40	1670	470	1615	3755
8	Erode	9	8	70	87	2766	3154	5449	11369
9	Kallakurichi	13	9	41	63	3030	1250	3690	7970
10	Kanyakumari	5	5	28	38	1200	1400	3350	5950
11	Kanchipuram	12	6	22	40	1610	620	3210	5440
12	Karur	1	2	59	62	200	600	4692	5492
13	Krishnagiri	7	6	35	48	1050	1500	6240	8790
14	Madurai	14	10	69	93	2350	2200	8835	13385
15	Mayiladuthurai	10	9	37	56	2650	1975	8400	13025
16	Nagapattinam	3	5	3	11	620	1080	500	2200
17	Namakkal	20	15	190	225	6475	8628	13892	28995
18	Perambalur	4	3	24	31	400	775	1677	2852
19	Pudukkottai	12	9	72	93	1235	830	10770	12835
20	Ramnathapuram	5	4	10	19	900	700	1800	3400
21	Ranipet	8	7	66	81	1425	1195	5385	8005
22	Salem	14	9	125	148	3230	2665	19340	25235
23	Sivagangai	15	7	26	48	4400	1500	7400	13300
24	Tenkasi	12	3	57	72	2690	650	5420	8760
25	Thanjavur	5	3	4	12	650	480	840	1970
26	Theni	5	4	18	27	1965	1180	3073	6218
27	Thiruvallur	7	4	57	68	1885	550	4749	7184
28	Thiruvarur	4	3	8	15	540	620	1310	2470
29	Tuticorin	9	8	8	25	3350	2000	590	5940
30	Trichirappalli	17	5	56	78	4350	655	8194	13199
31	Thirunelveli	3	3	26	32	450	600	3225	4275
32	Tirupathur	7	11	16	34	820	1600	1420	3840
33	Tiruppur	8	5	35	48	1750	650	4120	6520
34	Tiruvannamalai	7	4	44	55	1150	850	7300	9300
35	The Nilgiris	1	1	12	14	100	150	550	800
36	Vellore	5	4	20	29	2700	825	3275	6800
37	Villupuram	9	8	50	67	1445	1930	9350	12725
38	Virudhunagar	10	4	35	49	2180	1030	3138	6348
<b>TOTAL</b>		<b>361</b>	<b>236</b>	<b>1743</b>	<b>2340</b>	<b>107251</b>	<b>58149</b>	<b>210982</b>	<b>376382</b>

## **Specific Measures for Road Safety**

To prevent road accidents and to save precious lives involved in the accidents the strategy of the Government on road safety measures is focused on three major thrust areas. i.e., (i) Preventive measures (ii) Emergency care during golden hour (iii) Enforcement measures.

### **Inter Departmental Team to Study Fatal Accidents (G.O.Ms.No.1420, Home (Transport) dated 10/10/2007**

In order to analyze every case of fatal accidents taking place in this State an Inter-Departmental team of officers comprising Police, Transport and Highways departments has been constituted. This Inter-departmental team visits the accident spot on the same day or at the most the very next day, make a comprehensive study from different angles, prepares a detailed report after critically analyzing the data and offers specific information and suggests suitable measures, preventive, remedial and punitive that may have to be initiated to avert such incidents in future. A power full mechanism called **RADMS (Road Accident Data Management System)** has been introduced with the financial aid of the World Bank to collect and analyze the data which would help to identify various steps required for improving Road Safety.

The major stake holders of RADMS are the Police, Transport and Highways Department. These agencies are to work together to achieve the aim of providing **“road safety for all”** These departments will use the RADMS for data entry, verification of data; ensure quality of data and analysis of data. The RADMS has come into operation with effect from 01/01/2009 in all Police Station level. However the Government have approved the standard operating procedures for RADMS and came into force on 22.9.2009. After issue of this Government Order, all the user departments like police, Transport, Highways have started feeding the data relating to road accidents in RADMS. In the initial stage entries have been made by the police department based on the FIR right from 01/01/2009 on and after the date of issue of the Government order, such entries are being escalated to Transport Department and Highways department to fill up the details relating to their departments respectively. It is proposed to utilize the facilities of TNSWAN (Tamil Nadu State Wide Area Network) for free access and feed the data in RADMS without any interruption.

## **Formation of Road Safety Club in the Schools:**

Road accidents are high in Tamilnadu. There were 49844 road accidents and 14527 road accidental death happened during 2020. Everyday there are 136 road accidents are taking place and 39 persons are dying on roads. Therefore, there is a need to create road safety awareness among the road users. In this stage, there is an urgency to create awareness to young children so that they will not only inculcate the road safety norms themselves, but also try to send message to the peer groups, friends, relatives, society in course of time. Thus, formation of Road Safety clubs in schools is vital.

Accordingly, the Government have issued a G.O. Ms.no.2438, Home (Transport V) Department, dated 31.12.2018 for the formation of Road Safety Club in 7870 Government / Aided Secondary and Higher Secondary Schools in Tamilnadu in order to create the significance of Road Safety Awareness among the young minds of the school students by means of using the road safely, educating the basic traffic rules to be followed.

The Hon'ble Minister for School Education and Hon'ble Minister for Transport have inaugurated **Road Safety Club** in the M.C.C. Higher Secondary School, Harington road, Chetpet, Chennai on 22.01.2019. Creating Road Safety Clubs in Schools have formed in Schools.

### **Hon'ble Chief Minister's Award**

The Government has constituted an Executive Committee to decide eligibility for receipt of the award for the best three three Districts and one Police Commissionerate for having less number of road accidents and consequent deaths. Accordingly orders were issued in G.O.(Ms)No.1810 Home (Transport-V) department, dated:08.10.2018 in which the best three districts and one Police Commissionerate will be awarded with a shield and a cash prize of Rs.25.00 lakh, Rs.13.00 lakh, Rs.10.00 lakh for the first three best districts and Rs.15.00 lakh for the one Commissioner of Police with a shield.

The award money will be spent for road safety related work in the districts / city by Collectors and Commissioner of Police.

Accordingly, the Government selected Salem as the best first District, Thanjavur as the best second district, Thiruvallur as the best third district and the Commissioner of Police, Tirunelveli as the best Commissioner of Police for the Hon'ble Chief Minister's Award on Road Safety for the year 2018.

## Emergency Accident Relief Centres: (EARC)

The Emergency Accident Relief Centre has been introduced in Tamil Nadu by the Hon'ble Chief Minister in 2002 at first time in India. The Scheme of Emergency Accident Relief Centres has been commenced on 21.11.2002 at Mamandoor and Sriperumbudur. Considering the phenomenal increase in vehicular population contributing to increase in road accidents, 100 Emergency Accident Relief Centres have been established on all the important National and State Highways, to give first aid to the accident victims within the "**golden hour**" and to arrange for further treatment through the nearby referral hospitals as per victim's choice.

### 31. ROAD SAFETY (Contd) Performance of 108 Ambulances

There are 15025 ambulances including 1353 number of 108 ambulances operating in Tamil nadu. Ambulances maintained by the Government are accessible through 108 number but other ambulances have operated with different numbers. Steps are being taken to have common 112 numbers so as to have a common emergency number for entire state and all the ambulances in the State comes under one roof.

Ambulances maintained by EARC (Emergency Accident Relief Centre) have trained Paramedical Staff with required equipments. 108 mobile app introduced for effective reach of emergency care service. Through the app, call is received, the information related to the location (coordinates) reach the call centres. With the help of dynamic location device, able to inform the nearest 108 ambulance pilot to reach the accident sites. Ambulances maintained by 108 have trained Paramedical Staff with basic requirements. There are 1353 Ambulance services are under operation across the State, in addition 41 First Repondent Bike ambulances also form part of "108" services. Total number of beneficiares benefitted under "108" services during 2024-2025 are 18,10,944.

Sl. No.	Types of Ambulances	Number
1	Basic Life Support (BLS) vehicle	977
2	Advanced Life Support (ALS) vehicle	307
3	Neo-natal Ambulances	65
4	VVIP Convoy	4
	<b>Total</b>	<b>1353</b>

Source: Policy Note 2025-26 Health

**31. ROAD SAFETY (contd.)**

<b>DISTRICTWISE ROAD ACCIDENTS REPORT FROM JANUARY 2016 TO DECEMBER 2016</b>								
<b>DISTRICT/CITY</b>	<b>FATAL</b>		<b>GRIEVOUS INJURY</b>		<b>MINOR INJURY</b>		<b>NON INJURY</b>	<b>TOTAL</b>
	<b>NA</b>	<b>NPK</b>	<b>NA</b>	<b>NPI</b>	<b>NA</b>	<b>NPI</b>	<b>NA</b>	<b>NA</b>
ARIYALUR	138	162	7	33	443	770	30	618
CHENNAI CITY	1155	1183	1888	2227	4162	5122	281	7486
COIMBATORE	984	1047	736	952	2134	2770	107	3961
CUDDALORE	523	570	58	64	3146	4901	31	3758
DHARMAPURI	341	371	100	141	1105	1945	56	1602
DINDIGUL	612	662	9	9	1516	2614	32	2169
ERODE	560	588	249	324	1666	2476	35	2510
KANCHEEPURAM	981	1057	40	62	2429	3570	57	3507
KANNIYAKUMARI	285	296	182	244	737	1121	39	1243
KARUR	353	377	8	12	826	1402	38	1225
KRISHNAGIRI	561	624	131	186	1233	2094	44	1969
MADURAI	683	736	35	47	2161	3229	241	3120
NAGAPATTINAM	257	271	96	121	1287	1938	30	1670
NAMAKKAL	495	520	621	889	1165	1620	26	2307
NILGIRIS	51	55	47	64	210	440	0	308
PERAMBALUR	174	184	12	12	373	951	25	584
PUDUKOTTAI	363	383	158	158	746	1243	56	1323
RAMANATHAPURAM	267	303	33	52	669	1124	28	997
SALEM	749	797	808	1032	2072	2996	131	3760
SIVAGANGAI	324	342	16	35	772	1583	227	1339
THANJAVUR	462	483	48	54	1684	2400	39	2233
THENI	249	278	5	12	1058	2024	56	1368
TIRUNELVELI	570	619	246	486	1484	2102	100	2400
TIRUPPUR	872	928	51	112	2428	3848	31	3382
TIRUVALLUR	429	454	15	23	905	1483	41	1390
TIRUVANNAMALAI	450	478	43	97	1194	1887	25	1712
TIRUVARUR	179	188	91	122	738	1082	33	1041
TIRUCHIRAPALLI	658	711	17	25	1602	3277	117	2394
THOOTHUKKUDI	362	392	141	210	1033	1598	32	1568
VELLORE	825	878	107	145	2255	3582	58	3245
VILLUPURAM	840	915	36	43	2936	5424	102	3914
VIRUDHUNAGAR	340	366	228	428	739	1126	21	1328
<b>TOTAL</b>	<b>16092</b>	<b>17218</b>	<b>6262</b>	<b>8421</b>	<b>46908</b>	<b>73742</b>	<b>2169</b>	<b>71431</b>

Source:SCRB    N.A. Number of Accidents                      NPK: No.of Persons killed                                      NPI :No.of persons injured

## 31.ROAD SAFETY (contd.)

DISTRICTWISE ROAD ACCIDENTS REPORT FROM JANUARY 2017 TO DECEMBER 2017								
DISTRICT/CITY	FATAL		GRIEVOUS INJURY		MINOR INJURY		NON INJURY	TOTAL
	NA	NPK	NA	NPI	NA	NPI	NA	NA
ARIYALUR	178	189	255	293	206	330	20	659
CHENGALPATTU	639	690	560	786	760	1249	67	2026
CHENNAI CITY	1352	1382	4279	4844	1574	2110	516	7721
COIMBATORE	1060	1104	1995	2507	575	1247	153	3783
CUDDALORE	548	578	1641	2113	1378	2221	41	3608
DHARMAPURI	363	387	527	627	595	953	16	1501
DINDIGUL	596	661	861	1215	350	808	55	1862
ERODE	649	675	1307	1673	378	702	42	2376
KALLKURICHI	316	347	381	580	426	703	29	1152
KANCHEEPURAM	365	382	472	679	361	633	34	1232
KANNIYAKUMARI	307	326	673	828	147	275	60	1187
KARUR	339	347	511	655	198	315	24	1072
KRISHNAGIRI	576	622	563	808	668	942	55	1862
MADURAI	755	801	1009	1287	949	1735	226	2939
NAGAPATTINAM	250	263	419	515	957	1134	32	1658
NAMAKKAL	501	529	1172	1470	427	741	26	2126
PERAMBALUR	167	173	129	201	224	607	24	544
PUDUKKOTTAI	359	394	501	659	322	613	37	1219
RAMANATHAPURAM	286	299	289	396	402	605	20	997
RANIPET	292	306	325	390	306	458	21	944
SALEM	865	919	1364	1691	925	1323	83	3237
SIVAGANGAI	286	309	346	438	290	550	227	1149
TENKASI	232	244	411	506	317	598	45	1005
THANJAVUR	515	545	645	764	912	1205	70	2142
THE NILGIRIS	47	55	110	155	72	279	16	245
THENI	251	273	275	363	521	883	37	1084
THIRUVALLUR	411	427	511	661	387	568	41	1350
THIRUVARUR	166	174	372	457	355	529	36	929
THOOTHUKUDI	367	408	480	706	330	698	67	1244
TIRUCHIRAPALLI	684	735	883	1080	588	1490	103	2258
TIRUNELVELI	338	357	476	659	388	666	74	1276
TIRUPATHUR	265	277	321	371	292	545	24	902
TIRUPPUR	815	862	1626	1968	572	1147	64	3077
TIRUVANNAMALAI	501	533	554	650	508	937	29	1592
VELLORE	290	300	404	526	347	520	28	1069
VILLUPURAM	586	644	813	1348	1126	1846	63	2588
VIRUDHUNAGAR	382	401	467	619	271	773	28	1148
<b>TOTAL</b>	<b>16899</b>	<b>17918</b>	<b>27927</b>	<b>35488</b>	<b>19404</b>	<b>32938</b>	<b>2533</b>	<b>66763</b>

Source:SCRB N.A. Number of Accidents

NPK: No.of Persons killed

NPI :No.of persons injured

## 31. ROAD SAFETY (contd.)

DISTRICTWISE ROAD ACCIDENTS REPORT FROM JANUARY 2018 TO DECEMBER 2018								
DISTRICT/CITY	FATAL		GRIEVOUS INJURY		MINOR INJURY		NON INJURY	TOTAL
	NA	NPK	NA	NPI	NA	NPI	NA	NA
ARIYALUR	172	184	250	283	197	357	30	649
CHENGALPATTU	640	675	632	1005	725	1174	60	2057
CHENNAI CITY	1336	1371	4332	5039	1759	2491	379	7806
COIMBATORE	1149	1210	1684	2165	657	1161	115	3605
CUDDALORE	659	692	1799	2158	1074	1790	40	3572
DHARMAPURI	346	368	601	820	577	1039	35	1559
DINDIGUL	579	628	918	1290	316	904	65	1878
ERODE	617	650	1278	1600	401	913	41	2337
KALLKURICHI	302	321	345	564	282	496	19	948
KANCHEEPURAM	408	424	450	642	455	799	38	1351
KANNIYAKUMARI	339	349	757	900	224	323	68	1388
KARUR	352	378	589	759	153	329	30	1124
KRISHNAGIRI	646	700	682	942	603	1054	54	1985
MADURAI	749	779	1081	1305	827	1486	100	2757
NAGAPATTINAM	282	294	493	581	610	766	29	1414
NAMAKKAL	516	540	1204	1460	319	640	11	2050
PERAMBALUR	154	177	243	377	154	515	33	584
PUDUKKOTTAI	401	430	483	663	342	665	39	1265
RAMANATHAPURAM	321	338	259	326	403	755	23	1006
RANIPET	317	325	368	425	275	377	27	987
SALEM	781	809	1403	1702	946	1373	48	3178
SIVAGANGAI	321	336	296	415	238	452	67	922
TENKASI	250	262	495	605	364	784	62	1171
THANJAVUR	513	541	781	927	906	1223	56	2256
THE NILGIRIS	63	84	129	230	75	277	11	278
THENI	253	281	266	425	501	1021	35	1055
THIRUVALLUR	411	427	638	800	442	701	48	1539
THIRUVARUR	200	210	415	475	336	462	29	980
THOOTHUKUDI	409	447	511	676	336	733	86	1342
TIRUCHIRAPALLI	661	709	1068	1354	471	1183	81	2281
TIRUNELVELI	333	364	662	912	276	594	47	1318
TIRUPATHUR	260	275	338	404	331	603	16	945
TIRUPPUR	917	969	1697	2013	655	1099	35	3304
TIRUVANNAMALAI	515	538	606	822	552	963	34	1707
VELLORE	276	286	339	424	364	501	21	1000
VILLUPURAM	581	614	1134	1583	813	1440	57	2585
VIRUDHUNAGAR	358	407	471	593	231	727	36	1096
<b>TOTAL</b>	<b>17387</b>	<b>18392</b>	<b>29697</b>	<b>37664</b>	<b>18190</b>	<b>32170</b>	<b>2005</b>	<b>67279</b>

Source: SCRB N.A. Number of Accidents

NPK: No. of Persons killed

NPI :No. of persons injured

## 31.ROAD SAFETY (Contd.)

DISTRICTWISE ROAD ACCIDENTS REPORT FROM JANUARY 2019 TO DECEMBER 2019								
DISTRICT/CITY	FATAL		GRIEVOUS INJURY		MINOR INJURY		NON INJURY	TOTAL
	NA	NPK	NA	NPI	NA	NPI	NA	NA
ARIYALUR	202	220	198	243	139	313	7	546
CHENGALPATTU	578	608	586	799	847	1441	55	2066
CHENNAI CITY	1290	1324	3573	4079	1663	2359	355	6881
COIMBATORE	1101	1163	1807	2223	485	906	91	3484
CUDDALORE	571	585	1581	1886	693	1221	28	2873
DHARMAPURI	396	421	532	644	484	886	29	1441
DINDIGUL	537	578	861	1160	340	799	40	1778
ERODE	673	701	1125	1380	439	876	30	2267
KALLKURICHI	299	346	334	469	364	807	10	1007
KANCHEEPURAM	386	405	460	657	432	784	15	1293
KANNIYAKUMARI	299	321	850	1004	229	362	74	1452
KARUR	379	406	410	572	128	275	16	933
KRISHNAGIRI	657	695	820	1143	408	837	58	1943
MADURAI	739	777	953	1118	777	1375	95	2564
NAGAPATTINAM	272	285	418	511	401	474	8	1099
NAMAKKAL	488	515	1043	1260	301	433	15	1847
PERAMBALUR	165	174	178	255	119	327	23	485
PUDUKKOTTAI	405	434	433	589	389	680	30	1257
RAMANATHAPURAM	291	305	268	322	445	653	16	1020
RANIPET	297	312	358	440	318	470	10	983
SALEM	807	838	1290	1507	853	1101	50	3000
SIVAGANGAI	358	366	271	337	323	626	109	1061
TENKASI	234	255	482	623	339	766	43	1098
THANJAVUR	505	527	808	929	842	1109	45	2200
THE NILGIRIS	45	47	125	183	60	174	13	243
THENI	249	270	335	416	354	704	32	970
THIRUVALLUR	425	444	572	755	424	588	40	1461
THIRUVARUR	199	203	332	397	333	539	5	869
THOOTHUKUDI	403	440	548	850	225	531	58	1234
TIRUCHIRAPALLI	701	741	880	1093	460	1023	68	2109
TIRUNELVELI	346	369	590	762	237	489	54	1227
TIRUPATHUR	252	273	258	299	309	574	17	836
TIRUPPUR	893	928	1572	1956	577	996	81	3123
TIRUVANNAMALAI	520	556	621	892	543	856	26	1710
VELLORE	325	329	325	379	332	461	14	996
VILLUPURAM	566	589	990	1381	721	1462	41	2318
VIRUDHUNAGAR	343	379	468	668	176	674	24	1011
<b>TOTAL</b>	<b>17196</b>	<b>18129</b>	<b>27255</b>	<b>34181</b>	<b>16509</b>	<b>28951</b>	<b>1725</b>	<b>62685</b>

Source:SCRB N.A. Number of Accidents

NPK: No.of Persons killed

NPI :No.of persons injured

## 31.ROAD SAFETY (Contd.)

DISTRICTWISE ROAD ACCIDENTS REPORT FROM JANUARY 2020 TO DECEMBER 2020								
DISTRICT/CITY	FATAL		GRIEVOUS INJURY		MINOR INJURY		NON INJURY	TOTAL
	NA	NPK	NA	NPI	NA	NPI	NA	NA
ARIYALUR	146	152	152	173	168	240	5	471
CHENGALPATTU	426	448	219	321	678	1046	25	1348
CHENNAI CITY	886	911	2304	2655	1026	1508	174	4390
COIMBATORE	842	862	1188	1429	584	922	51	2665
CUDDALORE	488	512	1183	1373	934	1347	28	2633
DHARMAPURI	337	359	459	518	347	602	13	1156
DINDIGUL	455	486	683	848	338	627	47	1523
ERODE	537	566	739	899	502	928	27	1805
KALLKURICHI	283	302	187	316	410	705	11	891
KANCHEEPURAM	293	300	217	298	384	556	15	909
KANNIYAKUMARI	242	250	623	730	227	304	51	1143
KARUR	324	337	407	516	229	343	20	980
KRISHNAGIRI	543	576	619	797	400	702	32	1594
MADURAI	578	612	611	692	740	1115	36	1965
NAGAPATTINAM	184	187	212	243	318	432	4	718
NAMAKKAL	384	395	708	751	416	562	11	1519
PERAMBALUR	154	162	142	197	190	421	19	505
PUDUKKOTTAI	315	334	219	276	638	877	15	1187
RAMANATHAPURAM	289	305	195	246	510	674	15	1009
RANIPET	240	251	344	433	207	365	16	807
SALEM	665	700	770	889	921	1241	31	2387
SIVAGANGAI	284	290	199	246	305	469	26	814
TENKASI	143	153	328	380	263	431	37	771
THANJAVUR	445	460	570	640	661	828	30	1706
THE NILGIRIS	26	29	92	100	31	83	9	158
THENI	202	212	235	341	358	568	14	809
THIRUVALLUR	328	340	282	366	426	553	7	1043
THIRUVARUR	154	165	260	302	236	336	2	652
THOOTHUKUDI	328	351	381	512	261	502	49	1019
TIRUCHIRAPALLI	574	594	678	830	574	985	61	1887
TIRUNELVELI	282	295	436	542	273	439	23	1014
TIRUPATHUR	196	207	209	241	296	516	14	715
TIRUPPUR	743	796	996	1171	810	1115	51	2600
TIRUVANNAMALAI	471	489	448	584	451	679	24	1394
VELLORE	222	230	267	305	221	280	15	725
VILLUPURAM	507	540	678	891	731	1182	21	1937
VIRUDHUNAGAR	352	369	413	542	195	542	35	995
<b>TOTAL</b>	<b>13868</b>	<b>14527</b>	<b>18653</b>	<b>22593</b>	<b>16259</b>	<b>25025</b>	<b>1064</b>	<b>49844</b>

Source:SCRB N.A. Number of Accidents

NPK: No.of Persons killed

NPI :No.of persons injured

## 31.ROAD SAFETY (Contd.)

DISTRICTWISE ROAD ACCIDENTS REPORT FROM JANUARY 2021 TO DECEMBER 2021								
DISTRICT/CITY	FATAL		GRIEVOUS INJURY		MINOR INJURY		NON INJURY	TOTAL
	NA	NPK	NA	NPI	NA	NPI	NA	NA
ARIYALUR	161	174	190	195	184	422	10	545
CHENGALPATTU	452	472	261	298	870	1186	31	1614
CHENNAI CITY	976	999	2450	3073	1433	1947	176	5035
COIMBATORE	825	841	1403	1481	499	950	65	2792
CUDDALORE	525	550	710	767	1664	2431	28	2927
DHARMAPURI	308	317	543	647	364	558	25	1240
DINDIGUL	509	539	761	803	425	1168	52	1747
ERODE	494	525	956	999	373	917	29	1852
KALLKURICHI	255	275	211	264	594	777	10	1070
KANCHEEPURAM	233	240	185	254	472	670	20	910
KANNIYAKUMARI	307	321	644	780	224	418	50	1225
KARUR	393	413	360	383	346	646	12	1111
KRISHNAGIRI	543	589	592	667	571	916	28	1734
MADURAI	681	711	775	841	754	1432	73	2283
NAGAPATTINAM	220	225	366	375	428	627	10	1024
NAMAKKAL	413	422	864	980	440	820	17	1734
PERAMBALUR	164	173	87	94	246	565	14	511
PUDUKKOTTAI	360	380	413	428	558	876	38	1369
RAMANATHAPURAM	318	335	138	145	635	919	16	1107
RANIPET	239	242	294	370	276	383	24	833
SALEM	706	721	917	986	965	1244	18	2606
SIVAGANGAI	320	337	296	304	307	704	38	961
TENKASI	225	237	394	400	328	734	32	979
THANJAVUR	416	431	722	739	655	1068	56	1849
THE NILGIRIS	32	33	113	115	53	189	12	210
THENI	226	239	354	382	346	907	34	960
THIRUVALLUR	318	331	293	342	628	832	35	1274
THIRUVARUR	162	168	283	308	172	296	4	621
THOOTHUKUDI	371	394	429	521	406	932	47	1253
TIRUCHIRAPALLI	624	643	653	745	612	1369	64	1953
TIRUNELVELI	341	359	565	625	330	738	44	1280
TIRUPATHUR	218	226	181	188	300	520	10	709
TIRUPPUR	768	798	1130	1181	755	1244	50	2703
TIRUVANNAMALAI	490	522	523	593	394	800	28	1435
VELLORE	238	246	257	258	306	570	18	819
VILLUPURAM	503	520	895	1013	709	1270	24	2131
VIRUDHUNAGAR	413	436	535	599	273	808	55	1276
<b>TOTAL</b>	<b>14747</b>	<b>15384</b>	<b>20743</b>	<b>23143</b>	<b>18895</b>	<b>32853</b>	<b>1297</b>	<b>55682</b>

Source:SCRB

N.A. No. of Accidents

NPK=NO. OF PERSONS KILLED

NPI=NO. OF PERSONS INJURED

31.ROAD SAFETY (Contd.)

DISTRICTWISE ROAD ACCIDENTS REPORT FROM JANUARY 2022 TO DECEMBER 2022								
DISTRICT/CITY	FATAL		GRIEVOUS INJURY		MINOR INJURY		NON INJURY	TOTAL
	NA	NPK	NA	NPI	NA	NPI	NA	NA
ARIYALUR	171	184	186	189	185	459	20	562
CHENGALPATTU	884	937	383	436	1713	2641	64	3044
CHENNAI CITY	499	507	1390	1791	1413	1934	151	3453
COIMBATORE	1012	1057	1673	1734	776	1588	83	3544
CUDDALORE	459	478	568	571	2372	3495	27	3426
DHARMAPURI	376	389	507	512	460	958	14	1357
DINDIGUL	641	680	689	823	643	1296	29	2002
ERODE	637	661	893	942	602	1310	23	2155
KALLAKURICHI	271	284	224	252	634	784	18	1147
KANCHEEPURAM	289	303	217	289	484	868	21	1011
KANNIYAKUMARI	288	306	765	896	273	579	55	1381
KARUR	372	382	401	473	316	639	12	1101
KRISHNAGIRI	614	646	554	607	847	1493	14	2029
MADURAI	773	810	740	744	915	1771	61	2489
MYILADUTHURAI	145	153	163	167	340	576	12	660
NAGAPATTINAM	130	134	152	157	300	488	10	592
NAMAKKAL	518	529	925	1002	555	1120	23	2021
PERAMBALUR	208	228	138	148	189	566	15	550
PUDUKKOTTAI	474	497	473	522	747	1265	37	1731
RAMANATHAPURAM	345	374	295	295	556	989	15	1211
RANIPET	261	271	348	405	232	467	17	858
SALEM	840	868	1427	1473	1036	1355	57	3360
SIVAGANGAI	380	395	339	350	388	580	36	1143
TENKASI	270	283	397	410	393	907	43	1103
THANJAVUR	534	551	600	610	1040	1713	50	2224
THE NILGIRIS	42	44	113	115	73	295	8	236
THENI	312	338	323	349	446	1120	40	1121
THIRUVALLUR	698	727	336	376	1447	2109	114	2595
THIRUVARUR	206	216	246	290	272	429	3	727
THOOTHUKUDI	425	457	391	443	381	1003	49	1246
TIRUCHIRAPALLI	688	714	760	778	697	1880	77	2222
TIRUNELVELI	390	408	510	674	353	706	41	1294
TIRUPATHUR	195	217	197	209	365	733	9	766
TIRUPPUR	856	899	1184	1305	1043	1772	62	3145
TIRUVANNAMALAI	543	565	668	717	516	1147	35	1762
VELLORE	285	294	281	282	394	706	16	976
VILLUPURAM	564	583	784	807	1025	2057	30	2403
VIRUDHUNAGAR	485	515	512	589	404	1173	57	1458
<b>TOTAL</b>	<b>17080</b>	<b>17884</b>	<b>20752</b>	<b>22732</b>	<b>24825</b>	<b>44971</b>	<b>1448</b>	<b>64105</b>

Source:SCRB

N.A. No. of Accidents

NPK=NO. OF PERSONS KILLED

NPI=NO. OF PERSONS INJURED

31.ROAD SAFETY (Contd.)

DISTRICTWISE ROAD ACCIDENTS REPORT FROM JANUARY 2023 TO DECEMBER 2023								
DISTRICT/CITY	FATAL		GRIEVOUS INJURY		MINOR INJURY		NON INJURY	TOTAL
	NA	NPK	NA	NPI	NA	NPI	NA	NA
ARIYALUR	183	190	151	164	241	642	9	584
CHENGALPATTU	886	936	1060	1406	1367	2249	89	3402
CHENNAI CITY	499	504	1933	2470	1015	1490	207	3654
COIMBATORE	1007	1044	1605	1657	977	1802	68	3657
CUDDALORE	546	585	920	925	1633	2855	22	3121
DHARMAPURI	334	343	541	569	535	1160	10	1420
DINDIGUL	731	755	834	961	697	1510	34	2296
ERODE	658	687	1100	1159	614	1411	24	2396
KALLAKURICHI	311	327	284	300	561	1011	10	1166
KANCHEEPURAM	289	297	234	307	489	937	27	1039
KANNIYAKUMARI	332	350	731	801	342	753	66	1471
KARUR	352	362	437	500	332	744	11	1132
KRISHNAGIRI	618	656	572	721	909	1533	43	2142
MADURAI	847	890	875	877	873	1597	65	2660
MYILADUTHURAI	143	146	207	215	412	684	9	771
NAGAPATTINAM	129	134	200	204	197	357	3	529
NAMAKKAL	563	584	801	881	705	1250	20	2089
PERAMBALUR	170	188	138	152	212	496	9	529
PUDUKKOTTAI	426	447	570	582	659	1579	26	1681
RAMANATHAPURAM	405	426	283	283	602	953	20	1310
RANIPET	265	283	468	511	168	392	10	911
SALEM	764	797	1296	1356	1110	1452	29	3199
SIVAGANGAI	381	392	381	415	456	573	26	1244
TENKASI	238	252	314	316	521	1062	44	1117
THANJAVUR	589	609	593	600	1084	1874	61	2327
THE NILGIRIS	61	75	98	100	48	253	6	213
THENI	319	327	344	378	482	1064	32	1177
THIRUVALLUR	704	730	877	916	962	1495	81	2624
THIRUVARUR	218	227	250	298	410	771	15	893
THOOTHUKUDI	464	486	372	436	563	1269	41	1440
TIRUCHIRAPALLI	686	720	702	736	978	2002	60	2426
TIRUNELVELI	395	415	627	787	440	862	69	1531
TIRUPATHUR	198	217	205	212	210	557	9	622
TIRUPPUR	843	875	1385	1760	1001	1831	65	3294
TIRUVANNAMALAI	648	697	606	620	634	1311	25	1913
VELLORE	318	328	331	331	334	643	9	992
VILLUPURAM	535	564	828	853	1186	2243	42	2591
VIRUDHUNAGAR	471	502	533	612	596	1254	50	1650
<b>TOTAL</b>	<b>17526</b>	<b>18347</b>	<b>23686</b>	<b>26371</b>	<b>24555</b>	<b>45921</b>	<b>1446</b>	<b>67213</b>

Source:SCRB

N.A. No. of Accidents

NPK=NO. OF PERSONS KILLED

NPI=NO. OF PERSONS INJURED

**31.ROAD SAFETY (Contd.)**

<b>DISTRICTWISE ROAD ACCIDENTS REPORT FROM JANUARY 2024 TO DECEMBER 2024</b>								
<b>DISTRICT/CITY</b>	<b>FATAL</b>		<b>GRIEVOUS INJURY</b>		<b>MINOR INJURY</b>		<b>NON INJURY</b>	<b>TOTAL</b>
	<b>NA</b>	<b>NPK</b>	<b>NA</b>	<b>NPI</b>	<b>NA</b>	<b>NPI</b>	<b>NA</b>	<b>NA</b>
ARIYALUR	166	174	232	243	189	485	11	598
CHENGALPATTU	847	909	1304	1633	1283	2161	125	3559
CHENNAI CITY	532	542	1613	1984	1459	1973	147	3751
COIMBATORE	945	979	1722	1826	1072	1806	55	3794
CUDDALORE	542	579	879	1013	1706	2790	22	3149
DHARMAPURI	368	387	488	489	557	1013	17	1430
DINDIGUL	599	628	615	816	1028	1643	24	2266
ERODE	673	696	1278	1331	434	1212	14	2399
KALLAKURICHI	293	307	246	264	722	1297	10	1271
KANCHEEPURAM	334	344	172	226	579	991	14	1099
KANNIYAKUMARI	327	335	596	621	440	908	51	1414
KARUR	353	364	338	369	510	1005	23	1224
KRISHNAGIRI	682	713	304	309	1099	1766	29	2114
MADURAI	741	763	633	633	1090	1632	33	2497
MYILADUTHURAI	153	164	124	138	427	638	8	712
NAGAPATTINAM	123	126	209	220	179	308	9	520
NAMAKKAL	509	533	875	915	602	1199	20	2006
PERAMBALUR	165	169	126	143	260	482	12	563
PUDUKKOTTAI	437	451	461	465	647	1199	27	1572
RAMANATHAPURAM	394	425	278	289	620	1047	11	1303
RANIPET	261	265	358	425	273	519	18	910
SALEM	757	788	1121	1184	1350	1949	31	3259
SIVAGANGAI	405	417	206	251	518	748	33	1162
TENKASI	268	285	325	327	397	834	13	1003
THANJAVUR	537	563	574	589	1112	1931	45	2268
THE NILGIRIS	39	41	112	112	64	240	10	225
THENI	394	408	303	319	483	1130	44	1224
THIRUVALLUR	642	674	670	718	1215	1820	31	2558
THIRUVARUR	210	224	211	256	438	648	15	874
THOOTHUKUDI	450	477	354	380	525	1178	40	1369
TIRUCHIRAPALLI	764	793	573	588	1096	2231	42	2475
TIRUNELVELI	339	364	546	591	483	938	46	1414
TIRUPATHUR	212	224	165	169	351	733	1	729
TIRUPPUR	820	857	1496	1572	872	1460	49	3237
TIRUVANNAMALAI	665	716	682	688	661	1469	13	2021
VELLORE	298	311	219	229	433	719	17	967
VILLUPURAM	554	571	781	781	1381	2530	11	2727
VIRUDHUNAGAR	484	508	408	448	597	1254	31	1520
<b>TOTAL</b>	<b>17282</b>	<b>18074</b>	<b>21597</b>	<b>23554</b>	<b>27152</b>	<b>47886</b>	<b>1152</b>	<b>67183</b>

Source:SCRB

N.A. No. of Accidents

NPK=NO. OF PERSONS KILLED

NPI=NO. OF PERSONS INJURED

**31.ROAD SAFETY (Contd.)**

<b>DISTRICTWISE ROAD ACCIDENTS REPORT FROM JANUARY 2025 TO MARCH 2025</b>								
<b>DISTRICT/CITY</b>	<b>FATAL</b>		<b>GRIEVOUS INJURY</b>		<b>MINOR INJURY</b>		<b>NON INJURY</b>	<b>TOTAL</b>
	<b>NA</b>	<b>NPK</b>	<b>NA</b>	<b>NPI</b>	<b>NA</b>	<b>NPI</b>	<b>NA</b>	<b>NA</b>
ARIYALUR	45	46	14	16	80	168	0	139
CHENGALPATTU	191	198	313	375	432	649	30	966
CHENNAI CITY	110	111	215	271	621	792	32	978
COIMBATORE	209	215	279	310	424	580	5	917
CUDDALORE	136	145	51	55	598	941	4	789
DHARMAPURI	87	91	21	26	284	470	1	393
DINDIGUL	155	161	29	41	358	570	6	548
ERODE	148	153	168	176	278	453	7	601
KALLAKURICHI	65	70	8	9	257	313	1	331
KANCHEEPURAM	76	78	47	61	204	315	3	330
KANNIYAKUMARI	55	56	51	51	228	312	9	343
KARUR	101	107	27	27	189	295	2	319
KRISHNAGIRI	144	152	8	8	314	446	5	471
MADURAI	153	159	28	28	380	467	4	565
MYILADUTHURAI	23	24	3	3	130	185	0	156
NAGAPATTINAM	31	32	17	18	89	106	0	137
NAMAKKAL	121	125	97	106	298	427	2	518
PERAMBALUR	45	46	9	11	113	207	1	168
PUDUKKOTTAI	83	85	9	11	303	397	3	398
RAMANATHAPURAM	67	74	18	18	201	346	2	288
RANIPET	69	74	24	30	156	281	4	253
SALEM	189	193	77	82	528	693	7	801
SIVAGANGAI	95	98	12	12	185	297	7	299
TENKASI	45	45	11	13	159	288	2	217
THANJAVUR	117	118	23	23	414	604	12	566
THE NILGIRIS	8	9	14	15	28	109	2	52
THENI	85	88	18	18	176	328	5	284
THIRUVALLUR	162	171	112	123	414	592	4	692
THIRUVARUR	57	57	4	4	147	200	2	210
THOOTHUKUDI	99	100	34	37	200	352	9	342
TIRUCHIRAPALLI	185	190	21	21	404	703	11	621
TIRUNELVELI	78	82	11	11	233	336	3	325
TIRUPATHUR	53	55	6	6	127	216	1	187
TIRUPPUR	184	196	120	120	437	627	8	749
TIRUVANNAMALAI	181	182	32	34	342	541	1	556
VELLORE	101	107	11	11	201	334	2	315
VILLUPURAM	126	136	65	65	572	854	5	768
VIRUDHUNAGAR	106	109	54	63	194	311	6	360
<b>TOTAL</b>	<b>3985</b>	<b>4138</b>	<b>2061</b>	<b>2309</b>	<b>10698</b>	<b>16105</b>	<b>208</b>	<b>16952</b>

**District Wise -Comparison of Accidents and Fatalities between 2023 and 2024(P)**

Sl.No	NAME OF THE DISTRICT	TOTAL ACCIDENTS			Sl.No	NAME OF THE DISTRICT	TOTAL FATALITIES		
		During the year 2023	During the year 2024	% of Variation over 2023			During the year 2023	During the year 2024	% of Variation over 2023
1	TIRUPATHUR	622	729	17.20	1	THENI	327	408	24.77
2	KALLAKURICHI	1166	1271	9.01	2	KANCHEEPURAM	297	344	15.82
3	KARUR	1132	1224	8.13	3	TENKASI	252	285	13.10
4	PERAMBALUR	529	563	6.43	4	DHARMAPURI	343	387	12.83
5	KANCHEEPURAM	1039	1099	5.77	5	MYILADUTHURAI	146	164	12.33
6	TIRUVANNAMALAI	1913	2021	5.65	6	TIRUCHIRAPALLI	720	793	10.14
7	THE NILGIRIS	213	225	5.63	7	KRISHNAGIRI	656	713	8.69
8	VILLUPURAM	2591	2727	5.25	8	CHENNAI CITY	504	542	7.54
9	CHENGALPATTU	3402	3559	4.61	9	SIVAGANGAI	392	417	6.38
10	THENI	1177	1224	3.99	10	TIRUPATHUR	217	224	3.23
11	COIMBATORE	3657	3794	3.75	11	TIRUVANNAMALAI	697	716	2.73
12	CHENNAI CITY	3654	3751	2.65	12	ERODE	687	696	1.31
13	ARIYALUR	584	598	2.40	13	VILLUPURAM	564	571	1.24
14	TIRUCHIRAPALLI	2426	2475	2.02	14	VIRUDHUNAGAR	502	508	1.20
15	SALEM	3199	3259	1.88	15	PUDUKKOTTAI	447	451	0.89
16	CUDDALORE	3121	3149	0.90	16	KARUR	362	364	0.55
17	DHARMAPURI	1420	1430	0.70	17	RAMANATHAPURAM	426	425	-0.23
18	ERODE	2396	2399	0.13	18	CUDDALORE	585	579	-1.03
19	RANIPET	911	910	-0.11	19	SALEM	797	788	-1.13
20	RAMANATHAPURAM	1310	1303	-0.53	20	THIRUVARUR	227	224	-1.32
21	DINDIGUL	2296	2266	-1.31	21	THOOTHUKUDI	486	477	-1.85
22	KRISHNAGIRI	2142	2114	-1.31	22	TIRUPPUR	875	857	-2.06
23	NAGAPATTINAM	529	520	-1.70	23	CHENGALPATTU	936	909	-2.88
24	TIRUPPUR	3294	3237	-1.73	24	KANNIYAKUMARI	350	335	-4.29
25	THIRUVARUR	893	874	-2.13	25	VELLORE	328	311	-5.18
26	THIRUVALLUR	2624	2558	-2.52	26	NAGAPATTINAM	134	126	-5.97
27	VELLORE	992	967	-2.52	27	KALLAKURICHI	327	307	-6.12
28	THANJAVUR	2327	2268	-2.54	28	COIMBATORE	1044	979	-6.23
29	KANNIYAKUMARI	1471	1414	-3.87	29	RANIPET	283	265	-6.36
30	NAMAKKAL	2089	2006	-3.97	30	THANJAVUR	609	563	-7.55
31	THOOTHUKUDI	1440	1369	-4.93	31	THIRUVALLUR	730	674	-7.67
32	MADURAI	2660	2497	-6.13	32	ARIYALUR	190	174	-8.42
33	PUDUKKOTTAI	1681	1572	-6.48	33	NAMAKKAL	584	533	-8.73
34	SIVAGANGAI	1244	1162	-6.59	34	PERAMBALUR	188	169	-10.11
35	TIRUNELVELI	1531	1414	-7.64	35	TIRUNELVELI	415	364	-12.29
36	MYILADUTHURAI	771	712	-7.65	36	MADURAI	890	763	-14.27
37	VIRUDHUNAGAR	1650	1520	-7.88	37	DINDIGUL	755	628	-16.82
38	TENKASI	1117	1003	-10.21	38	THE NILGIRIS	75	41	-45.33
<b>TOTAL</b>		<b>67213</b>	<b>67183</b>	<b>-0.04</b>	<b>TOTAL</b>		<b>18347</b>	<b>18074</b>	<b>-1.49</b>

Source: SCRB

<b>District Wise -Comparison of Accidents and Fatalities between 2023, 2024 and 2025 (Upto March)</b>											
Sl. No	DISTRICT/CITY	TOTAL ACCIDENTS					TOTAL DEATHS				
		Upto Mar-23	Upto Mar-24	Upto Mar-25	% of Variation of 2025 over		Upto Mar-23	Upto Mar-24	Upto Mar-25	% of Variation of 2025 over	
					2023	2024				2023	2024
1	ARIYALUR	143	195	139	-2.80	-28.72	47	54	46	-2.13	-14.81
2	CHENGALPATTU	835	878	966	15.69	10.02	241	228	198	-17.84	-13.16
3	CHENNAI CITY	929	939	978	5.27	4.15	122	129	111	-9.02	-13.95
4	COIMBATORE	886	904	917	3.50	1.44	254	240	215	-15.35	-10.42
5	CUDDALORE	861	768	789	-8.36	2.73	173	159	145	-16.18	-8.81
6	DHARMAPURI	325	387	393	20.92	1.55	83	106	91	9.64	-14.15
7	DINDIGUL	607	571	548	-9.72	-4.03	217	188	161	-25.81	-14.36
8	ERODE	604	637	601	-0.50	-5.65	185	177	153	-17.30	-13.56
9	KALLAKURICHI	316	323	331	4.75	2.48	96	97	70	-27.08	-27.84
10	KANCHEEPURAM	255	268	330	29.41	23.13	68	94	78	14.71	-17.02
11	KANNIYAKUMARI	358	391	343	-4.19	-12.28	80	106	56	-30.00	-47.17
12	KARUR	265	303	319	20.38	5.28	92	103	107	16.30	3.88
13	KRISHNAGIRI	516	569	471	-8.72	-17.22	193	200	152	-21.24	-24.00
14	MADURAI	680	705	565	-16.91	-19.86	233	225	159	-31.76	-29.33
15	MYILADUTHURAI	201	226	156	-22.39	-30.97	40	37	24	-40.00	-35.14
16	NAGAPATTINAM	144	134	137	-4.86	2.24	29	37	32	10.34	-13.51
17	NAMAKKAL	492	481	518	5.28	7.69	146	131	125	-14.38	-4.58
18	PERAMBALUR	150	136	168	12.00	23.53	46	49	46	0.00	-6.12
19	PUDUKKOTTAI	453	434	398	-12.14	-8.29	122	124	85	-30.33	-31.45
20	RAMANATHAPURAM	344	373	288	-16.28	-22.79	131	118	74	-43.51	-37.29
21	RANIPET	204	209	253	24.02	21.05	58	62	74	27.59	19.35
22	SALEM	856	858	801	-6.43	-6.64	209	206	193	-7.66	-6.31
23	SIVAGANGAI	330	332	299	-9.39	-9.94	93	130	98	5.38	-24.62
24	TENKASI	282	282	217	-23.05	-23.05	68	84	45	-33.82	-46.43
25	THANJAVUR	585	549	566	-3.25	3.10	161	147	118	-26.71	-19.73
26	THE NILGIRIS	58	67	52	-10.34	-22.39	17	12	9	-47.06	-25.00
27	THENI	245	316	284	15.92	-10.13	71	101	88	23.94	-12.87
28	THIRUVALLUR	663	600	692	4.37	15.33	197	192	171	-13.20	-10.94
29	THIRUVARUR	226	228	210	-7.08	-7.89	61	65	57	-6.56	-12.31
30	THOOTHUKUDI	351	317	342	-2.56	7.89	110	103	100	-9.09	-2.91
31	TIRUCHIRAPALLI	585	637	621	6.15	-2.51	203	179	190	-6.40	6.15
32	TIRUNELVELI	312	353	325	4.17	-7.93	89	98	82	-7.87	-16.33
33	TIRUPATHUR	149	157	187	25.50	19.11	57	65	55	-3.51	-15.38
34	TIRUPPUR	827	852	749	-9.43	-12.09	233	213	196	-15.88	-7.98
35	TIRUVANNAMALAI	450	541	556	23.56	2.77	151	209	182	20.53	-12.92
36	VELLORE	260	212	315	21.15	48.58	86	79	107	24.42	35.44
37	VILLUPURAM	643	682	768	19.44	12.61	151	165	136	-9.93	-17.58
38	VIRUDHUNAGAR	403	414	360	-10.67	-13.04	113	153	109	-3.54	-28.76
<b>TOTAL</b>		<b>16793</b>	<b>17228</b>	<b>16952</b>	<b>0.95</b>	<b>-1.60</b>	<b>4726</b>	<b>4865</b>	<b>4138</b>	<b>-12.44</b>	<b>-14.94</b>

**DISTRICT WISE -ROAD WISE-TOTAL ACCIDENTS UPTO THE MONTH OF MARCH 2025 (Provisional)**

<b>DISTRICT/CITY</b>	<b>NH under NHAI</b>	<b>NH under state PWD</b>	<b>State highway</b>	<b>District road</b>	<b>Village road</b>	<b>Other roads</b>	<b>Total</b>
ARIYALUR	54	4	35	5	41	0	139
CHENGALPATTU	265	2	268	270	47	114	966
CHENNAI CITY	1	0	2	975	0	0	978
COIMBATORE	193	106	194	211	183	30	917
CUDDALORE	285	133	220	25	7	119	789
DHARMAPURI	75	0	198	46	74	0	393
DINDIGUL	116	0	110	0	103	219	548
ERODE	54	29	301	152	46	19	601
KALLKURICHI	116	9	79	111	16	0	331
KANCHEEPURAM	82	0	157	42	48	1	330
KANNIYAKUMARI	42	12	133	82	74	0	343
KARUR	127	0	99	19	46	28	319
KRISHNAGIRI	220	1	145	94	7	4	471
MADURAI	123	79	188	60	43	72	565
MYILADUTHURAI	28	0	116	0	12	0	156
NAGAPATTINAM	32	6	34	50	15	0	137
NAMAKKAL	62	8	262	166	20	0	518
PERAMBALUR	71	0	29	12	56	0	168
PUDUKKOTTAI	108	0	116	87	87	0	398
RAMANATHAPURAM	83	98	68	2	37	0	288
RANIPET	8	0	245	0	0	0	253
SALEM	216	14	271	143	79	78	801
SIVAGANGAI	83	4	3	139	69	1	299
TENKASI	0	46	93	6	66	6	217
THANJAVUR	136	0	176	118	89	47	566
THE NILGIRIS	20	0	3	0	2	27	52
THENI	86	42	83	45	28	0	284
THIRUVALLUR	212	13	308	104	38	17	692
THIRUVARUR	32	0	109	13	56	0	210
THOOTHUKUDI	92	3	123	63	44	17	342
TIRUCHIRAPALLI	291	0	138	0	127	65	621
TIRUNELVELI	68	25	131	63	36	2	325
TIRUPATHUR	103	0	36	0	32	16	187
TIRUPPUR	71	167	298	66	85	62	749
TIRUVANNAMALAI	157	0	229	93	77	0	556
VELLORE	70	32	82	0	1	130	315
VILLUPURAM	401	23	220	0	116	8	768
VIRUDHUNAGAR	124	0	136	72	13	15	360
<b>TOTAL</b>	<b>4307</b>	<b>856</b>	<b>5438</b>	<b>3334</b>	<b>1920</b>	<b>1097</b>	<b>16952</b>

Source: SCRB

**31.ROAD SAFETY (Contd.)**

**DISTRICT WISE - ROAD WISE -TOTAL FATALITIES UPTO THE MONTH OF MARCH 2025 (Provisional)**

<b>DISTRICT/CITY</b>	<b>NH under NHAI</b>	<b>NH under state PWD</b>	<b>State highway</b>	<b>District road</b>	<b>Village road</b>	<b>Other roads</b>	<b>Total</b>
ARIYALUR	18	3	9	2	14	0	46
CHENGALPATTU	62	0	56	50	14	16	198
CHENNAI CITY	1	0	1	109	0	0	111
COIMBATORE	56	17	50	45	42	5	215
CUDDALORE	53	21	37	6	1	27	145
DHARMAPURI	19	0	42	11	19	0	91
DINDIGUL	41	0	42	0	29	49	161
ERODE	16	13	66	36	18	4	153
KALLKURICHI	25	4	23	17	1	0	70
KANCHEEPURAM	19	0	32	9	18	0	78
KANNIYAKUMARI	10	4	17	13	12	0	56
KARUR	53	0	26	6	15	7	107
KRISHNAGIRI	78	0	39	31	3	1	152
MADURAI	34	19	57	17	9	23	159
MYILADUTHURAI	5	0	16	0	3	0	24
NAGAPATTINAM	9	2	8	11	2	0	32
NAMAKKAL	21	1	61	37	5	0	125
PERAMBALUR	19	0	10	2	15	0	46
PUDUKKOTTAI	26	0	24	15	20	0	85
RAMANATHAPURAM	28	23	16	0	7	0	74
RANIPET	3	0	71	0	0	0	74
SALEM	73	0	69	21	11	19	193
SIVAGANGAI	35	1	0	45	17	0	98
TENKASI	0	9	27	1	7	1	45
THANJAVUR	31	0	35	23	20	9	118
THE NILGIRIS	5	0	0	0	0	4	9
THENI	30	13	22	12	11	0	88
THIRUVALLUR	67	3	66	23	7	5	171
THIRUVARUR	8	0	29	4	16	0	57
THOOTHUKUDI	31	1	40	17	9	2	100
TIRUCHIRAPALLI	93	0	45	0	37	15	190
TIRUNELVELI	25	10	23	17	7	0	82
TIRUPATHUR	40	0	6	0	8	1	55
TIRUPPUR	22	49	70	19	22	14	196
TIRUVANNAMALAI	51	0	82	24	25	0	182
VELLORE	30	11	25	0	0	41	107
VILLUPURAM	78	5	31	0	21	1	136
VIRUDHUNAGAR	42	0	40	19	4	4	109
<b>TOTAL</b>	<b>1257</b>	<b>209</b>	<b>1313</b>	<b>642</b>	<b>469</b>	<b>248</b>	<b>4138</b>

Source: SCRB

**31. ROAD SAFETY (Contd.)**

**DISTRICT WISE- VEHICLE WISE- TOTAL ACCIDENTS UPTO THE MONTH OF MARCH 2025 ( Provisional)**

DISTRICT/CITY	Bus	Truck/ Lorry	Car, Jeep, Taxi, Van, LMV	Two Wheeler	Auto Rickshaw/ 3-wheeler	Other Vehicles	Total
ARIYALUR	9	18	34	68	1	9	139
CHENGALPATTU	69	124	301	352	46	74	966
CHENNAI CITY	34	73	286	474	100	11	978
COIMBATORE	51	89	295	399	33	50	917
CUDDALORE	65	61	218	399	29	17	789
DHARMAPURI	28	52	109	174	6	24	393
DINDIGUL	47	48	158	231	15	49	548
ERODE	36	50	189	289	8	29	601
KALLKURICHI	28	50	77	154	8	14	331
KANCHEEPURAM	26	56	90	110	14	34	330
KANNIYAKUMARI	14	19	73	200	16	21	343
KARUR	24	35	77	148	2	33	319
KRISHNAGIRI	41	59	137	187	8	39	471
MADURAI	61	39	149	232	31	53	565
MYILADUTHURAI	8	13	40	86	4	5	156
NAGAPATTINAM	5	14	28	80	7	3	137
NAMAKKAL	34	61	144	227	14	38	518
PERAMBALUR	9	32	39	74	1	13	168
PUDUKKOTTAI	26	22	108	216	3	23	398
RAMANATHAPURAM	15	23	79	137	10	24	288
RANIPET	15	41	57	111	9	20	253
SALEM	51	99	227	365	12	47	801
SIVAGANGAI	20	16	84	131	11	37	299
TENKASI	16	28	38	115	11	9	217
THANJAVUR	53	54	146	270	15	28	566
THE NILGIRIS	6	7	19	14	4	2	52
THENI	19	30	74	123	30	8	284
THIRUVALLUR	39	141	170	249	40	53	692
THIRUVARUR	18	24	56	110	2	0	210
THOOTHUKUDI	21	41	90	151	9	30	342
TIRUCHIRAPALLI	57	54	179	270	17	44	621
TIRUNELVELI	24	27	90	153	10	21	325
TIRUPATHUR	8	20	39	99	6	15	187
TIRUPPUR	43	52	211	356	23	64	749
TIRUVANNAMALAI	39	51	142	293	10	21	556
VELLORE	23	25	60	157	17	33	315
VILLUPURAM	61	78	207	358	22	42	768
VIRUDHUNAGAR	19	32	83	181	8	37	360
<b>TOTAL</b>	<b>1162</b>	<b>1758</b>	<b>4603</b>	<b>7743</b>	<b>612</b>	<b>1074</b>	<b>16952</b>

Source:SCRB

**31.ROAD SAFETY (Contd.)**

**DISTRICT WISE- VEHICLE WISE -TOTAL FATALITIES UPTO THE MONTH OF MARCH 2025 (Provisional)**

DISTRICT/CITY	Bus	Truck/ Lorry	Car, Jeep, Taxi, Van, LMV	Two Wheeler	Auto Rickshaw/ 3-wheeler	Other Vehicles	Total
ARIYALUR	3	9	9	22	0	3	46
CHENGALPATTU	24	31	38	77	5	23	198
CHENNAI CITY	4	20	16	59	11	1	111
COIMBATORE	14	28	52	95	5	21	215
CUDDALORE	17	17	38	63	3	7	145
DHARMAPURI	9	20	18	36	1	7	91
DINDIGUL	17	17	42	65	2	18	161
ERODE	11	15	36	81	2	8	153
KALLKURICHI	10	14	18	18	2	8	70
KANCHEEPURAM	3	19	16	29	1	10	78
KANNIYAKUMARI	1	4	18	29	1	3	56
KARUR	8	11	24	52	1	11	107
KRISHNAGIRI	12	34	31	52	3	20	152
MADURAI	17	14	36	66	6	20	159
MYILADUTHURAI	0	7	2	13	1	1	24
NAGAPATTINAM	2	3	3	23	1	0	32
NAMAKKAL	7	15	22	67	2	12	125
PERAMBALUR	2	9	11	20	0	4	46
PUDUKKOTTAI	5	2	24	42	0	12	85
RAMANATHAPURAM	9	14	13	31	0	7	74
RANIPET	9	14	14	28	1	8	74
SALEM	16	41	38	77	4	17	193
SIVAGANGAI	8	6	27	44	2	11	98
TENKASI	7	12	6	19	0	1	45
THANJAVUR	13	14	26	51	3	11	118
THE NILGIRIS	1	4	3	1	0	0	9
THENI	10	8	21	37	8	4	88
THIRUVALLUR	15	59	23	54	5	15	171
THIRUVARUR	7	12	11	27	0	0	57
THOOTHUKUDI	6	16	25	40	3	10	100
TIRUCHIRAPALLI	18	16	40	93	1	22	190
TIRUNELVELI	8	11	27	29	2	5	82
TIRUPATHUR	2	7	16	24	1	5	55
TIRUPPUR	13	19	54	85	5	20	196
TIRUVANNAMALAI	16	19	35	94	3	15	182
VELLORE	10	13	16	51	5	12	107
VILLUPURAM	16	16	45	53	1	5	136
VIRUDHUNAGAR	10	13	21	54	3	8	109
<b>TOTAL</b>	<b>360</b>	<b>603</b>	<b>915</b>	<b>1801</b>	<b>94</b>	<b>365</b>	<b>4138</b>

Source:SCRB

ROAD WISE, ROAD LENGTH WISE, DISTRICT WISE NUMBER OF ROAD ACCIDENTS AND FATALITIES UPTO THE MONTH OF MARCH 2025																	
SL. No	Name of the District	Vehicle Population	NHAI					NH					SH				
			Road length (in Kms)	Total Accidents in 2025 (Upto March)	Fatalities in 2025 (Upto March)	Number of Accidents per KM of Roads	Number of Killed per KM of Roads	Road length (in Kms)	Total Accidents in 2025 (Upto March)	Fatalities in 2025 (Upto March)	Number of Accidents per KM of Roads	Number of Killed per KM of Roads	Road length (in Kms)	Total Accidents in 2025 (Upto March)	Fatalities in 2025 (Upto March)	Number of Accidents per KM of Roads	Number of Killed per KM of Roads
1	Ariyalur	214634	80	54	18	1	0	27	4	3	0	0	171	35	9	0	0
2	Chengalpet	2309200	76	265	62	3	1	-	2	0	NA	NA	233	268	56	1	0
3	Chennai	5412260	0	1	1	NA	NA	-	0	0	NA	NA	186	2	1	0	0
4	Coimbatore	3274162	55	193	56	4	1	159	106	17	1	0	472	194	50	0	0
5	Cuddalore	997962	118	285	53	2	0	93	133	21	1	0	324	220	37	1	0
6	Dharmapuri	632227	51	75	19	1	0	53	0	0	0	0	236	198	42	1	0
7	Dindigul	722735	171	116	41	1	0	46	0	0	0	0	497	110	42	0	0
8	Erode	1290264	70	54	16	1	0	100	29	13	0	0	493	301	66	1	0
9	Kallakurichi	331049	92	116	25	1	0	18	9	4	1	0	287	79	23	0	0
10	Kanchipuram	646645	62	82	19	1	0	-	0	0	NA	NA	282	157	32	1	0
11	Kanniyakumari	872636	83	42	10	1	0	-	12	4	NA	NA	260	133	17	1	0
12	Karur	512870	124	127	53	1	0	33	0	0	0	0	267	99	26	0	0
13	Krishnagiri	802753	103	220	78	2	1	62	1	0	0	0	301	145	39	0	0
14	Madurai	1562559	222	123	34	1	0	62	79	19	1	0	387	188	57	0	0
15	Mayiladuthurai	280981	47	28	5	1	0	-	0	0	NA	NA	159	116	16	1	0
16	Nagapattinam	266873	15	32	9	2	1	-	6	2	NA	NA	138	34	8	0	0
17	Namakkal	1105162	76	62	21	1	0	25	8	1	0	0	409	262	61	1	0
18	Perambalur	243247	41	71	19	2	0	57	0	0	0	0	139	29	10	0	0
19	Pudukottai	649333	52	108	26	2	1	2	0	0	0	0	354	116	24	0	0
20	Ramanathapuram	493495	237	83	28	0	0	96	98	23	1	0	258	68	16	0	0
21	Ranipet	421561	65	8	3	0	0	-	0	0	NA	NA	294	245	71	1	0
22	Salem	1773153	173	216	73	1	0	48	14	0	0	0	423	271	69	1	0
23	Sivagangai	833823	162	83	35	1	0	102	4	1	0	0	224	3	0	0	0
24	Tenkasi	1029184	0	0	0	NA	NA	-	46	9	NA	NA	316	93	27	0	0
25	Thanjavur	157132	181	136	31	1	0	19	0	0	0	0	447	176	35	0	0
26	The Nilgiris	412878	0	20	5	NA	NA	108	0	0	0	0	115	3	0	0	0
27	Theni	501589	98	86	30	1	0	68	42	13	1	0	243	83	22	0	0
34	Tiruvallur	2127719	101	212	67	2	1	-	13	3	NA	NA	514	308	66	1	0
30	Thiruvaur	782772	47	32	8	1	0	-	0	0	NA	NA	300	109	29	0	0
31	Thoothukudi	421970	113	92	31	1	0	64	3	1	0	0	349	123	40	0	0
35	Trichirapalli	732417	106	291	93	3	1	35	0	0	0	0	255	138	45	1	0
28	Tirunelveli	1346789	101	68	25	1	0	52	25	10	0	0	450	131	23	0	0
32	Tirupathur	718656	59	103	40	2	1	31	0	0	0	0	187	36	6	0	0
33	Tiruppur	330914	61	71	22	1	0	115	167	49	1	0	714	298	70	0	0
29	Tiruvannamalai	1513078	112	157	51	1	0	90	0	0	0	0	617	229	82	0	0
36	Vellore	710448	57	70	30	1	1	81	32	11	0	0	231	82	25	0	0
37	Villupuram	523689	268	401	78	1	0	32	23	5	1	0	388	220	31	1	0
38	Virudhunagar	6,50,346	143	124	42	1	0	-	0	0	NA	NA	358	136	40	0	0
TOTAL		3,76,09,165	3,622	4,307	1,257	1	0	1,678	856	209	1	0	12,278	5,438	1313	0	0

Source: SCRB

**NUMBER OF FATALITIES IN ROAD ACCIDENTS ACCORDING TO TYPE OF VEHICLES  
FROM THE YEAR 2006 TO 2020 IN TAMIL NADU**

TYPE OF VEHICLES	2006	2007	2008	2009	2010	2011	2012	2013	2014	2015	2016	2017	2018	2019	2020
Bus : GOVT	1410	1543	1534	1539	1550	1318	1280	1175	1185	1217	1276	1029	818	617	235
: PRIVATE	928	917	942	987	1003	999	916	884	798	854	865	827	653	518	191
Truck /Lorry	2604	2851	2925	3042	3105	3108	3027	2885	2674	2633	2783	2506	1938	1663	1507
Car/Jeep/Taxi/Tempo	2288	2574	2717	2975	3651	3617	3910	3708	3505	3611	4053	3994	3068	2620	1958
Two wheelers	2172	2451	2655	3251	3835	3862	4466	4467	4704	4887	5666	5322	3965	3537	2997
Three wheelers	554	513	538	498	474	430	390	415	313	359	366	478	274	296	196
Others	1053	1187	1473	1454	1791	2088	2186	2029	2011	2081	2209	2001	1500	1274	976
<b>Total</b>	<b>11009</b>	<b>12036</b>	<b>12784</b>	<b>13746</b>	<b>15409</b>	<b>15422</b>	<b>16175</b>	<b>15563</b>	<b>15190</b>	<b>15642</b>	<b>17218</b>	<b>16157</b>	<b>12216</b>	<b>10525</b>	<b>8060</b>
<b>NUMBER OF FATALITIES IN ROAD ACCIDENTS ACCORDING TO TYPE OF ROADS</b>															
TYPE OF ROADS	2006	2007	2008	2009	2010	2011	2012	2013	2014	2015	2016	2017	2018	2019	2020
National Highways	3982	4430	4509	5208	6120	5829	5671	5710	5344	5533	6255	5892	4492	3956	3037
State Highways	3418	3731	4362	4510	5250	5025	5526	5027	5090	5528	5825	5691	4285	3418	2535
Other District Roads	2667	2816	2848	2638	2624	3001	3403	3251	3079	2893	3253	2812	2282	2071	1608
Other Village Roads	942	1059	1065	1390	1415	1567	1575	1575	1677	1688	1885	1762	1157	1080	880
<b>Total</b>	<b>11009</b>	<b>12036</b>	<b>12784</b>	<b>13746</b>	<b>15409</b>	<b>15422</b>	<b>16175</b>	<b>15563</b>	<b>15190</b>	<b>15642</b>	<b>17218</b>	<b>16157</b>	<b>12216</b>	<b>10525</b>	<b>8060</b>
<b>NUMBER OF FATALITIES IN ROAD ACCIDENTS ACCORDING TO CAUSES</b>															
TYPE OF CAUSES	2006	2007	2008	2009	2010	2011	2012	2013	2014	2015	2016	2017	2018	2019	2020
Fault of Driver	10378	11446	11358	12438	14078	14347	15080	14795	14203	14536	16101	15548	11720	10258	7912
Fault of passenger other than Driver	159	140	248	287	272	204	312	230	324	348	313	151	100	96	5
Fault of Pedestrian	134	172	582	479	636	553	467	319	275	238	303	250	194	46	20
Fault of Mechanical Defect	86	88	143	108	69	34	91	49	196	242	221	61	34	7	2
Bad Road	86	53	108	121	139	108	70	52	27	53	19	5	4	1	0
Bad Weather	66	1	9	13	17	9	14	37	13	13	2	19	1	0	10
Others	100	136	336	300	198	167	141	81	152	212	259	123	163	117	111
<b>Total</b>	<b>11009</b>	<b>12036</b>	<b>12784</b>	<b>13746</b>	<b>15409</b>	<b>15422</b>	<b>16175</b>	<b>15563</b>	<b>15190</b>	<b>15642</b>	<b>17218</b>	<b>16157</b>	<b>12216</b>	<b>10525</b>	<b>8060</b>

**Note:** Revised data for vehicle wise, Road wise and Cause wise from 2017-2020 is yet to be received from SCRB.

## 31. ROAD SAFETY (Contd.)

**REPORT ON TOTAL NUMBER OF FATALITIES ACCORDING TO TYPE OF VEHICLE  
FOR THE YEAR 2021, 2022 , 2023 , 2024 (P) and 2025 (P)**

<b>TYPE OF VEHICLES</b>	<b>2021</b>	<b>2022</b>	<b>2023</b>	<b>2024 (P)</b>	<b>2025(P) (Upto Mar'25)</b>
Bus-Govt.	658	869	833	873	201
Bus-Pvt.	333	558	659	637	159
Truck/Lorry/HMV	2192	2255	2703	2447	603
Car, Jeep, Taxi, Van, Tempo/LMV	3728	4438	4199	4301	915
Two Wheeler	6493	7626	8113	7857	1801
Auto Rickshaw/3- wheeler	307	411	380	439	94
Other Vehicles	1673	1727	1460	1520	365
<b>Total</b>	<b>15384</b>	<b>17884</b>	<b>18347</b>	<b>18074</b>	<b>4138</b>
<b>NUMBER OF FATALITIES IN ROAD ACCIDENTS ACCORDING TO TYPE OF ROADS</b>					
<b>TYPE OF ROADS</b>	<b>2021</b>	<b>2022</b>	<b>2023</b>	<b>2024 (P)</b>	<b>2025(P) (Upto Mar'25)</b>
NH under NHAI	4248	4980	5316	5297	1257
NH under state PWD	1015	998	942	930	209
State highway	5112	6362	6325	5895	1313
District road	2307	2571	2824	2902	642
Village road	2320	2279	2039	1849	469
Others	382	694	901	1201	248
<b>Total</b>	<b>15384</b>	<b>17884</b>	<b>18347</b>	<b>18074</b>	<b>4138</b>
<b>NUMBER OF FATALITIES IN ROAD ACCIDENTS ACCORDING TO TYPE OF CAUSES</b>					
<b>TYPE OF CAUSES</b>	<b>2021</b>	<b>2022</b>	<b>2023</b>	<b>2024 (P)</b>	<b>2025(P) (Upto Mar'25)</b>
Pedestrian	43	33	215	530	103
Cyclist	7	2	13	19	10
Driver	11680	17556	17603	16898	3894
Passenger	73	40	36	41	14
Animal Crossing	200	192	205	241	57
Self	3321	NA	NA	NA	NA
Mechanical defect	4	14	45	15	15
Bad road	4	8	54	14	4
Bad weather	1	3	24	33	1
Other Causes	51	36	152	283	40
<b>Total</b>	<b>15384</b>	<b>17884</b>	<b>18347</b>	<b>18074</b>	<b>4138</b>

**TOTAL NUMBER OF ROAD ACCIDENTS ACCORDING TO TYPE OF VEHICLES**

**FROM THE YEAR 2006 TO 2020 IN TAMIL NADU**

TYPE OF VEHICLES	2006	2007	2008	2009	2010	2011	2012	2013	2014	2015	2016	2017	2018	2019	2020
Bus : GOVT	5422	5557	5279	5231	4898	4378	3809	3765	3657	3829	3504	2796	2449	1930	748
PRIVATE	4185	4029	4227	4100	3992	3918	3670	3564	3316	3675	3533	3238	2773	2412	846
Truck /Lorry	10255	10355	11201	10555	10712	10556	10160	9192	8876	8668	8666	7373	6760	5930	5062
Car/Jeep/Taxi/Tempo	13404	14908	15380	15943	18038	18248	19533	18658	18616	19189	19797	18748	17478	15748	12277
Two wheelers	13955	16070	15820	17274	19086	19492	21947	22496	24008	25147	27815	25393	26470	23813	20928
Three wheelers	4799	4857	4357	3747	3777	3758	3260	2983	2910	3080	2793	3000	2797	2680	1751
Others	3125	3364	4145	3944	4493	5523	5378	5580	5867	5471	5323	5014	5193	4715	3877
<b>Total</b>	<b>55145</b>	<b>59140</b>	<b>60409</b>	<b>60794</b>	<b>64996</b>	<b>65873</b>	<b>67757</b>	<b>66238</b>	<b>67250</b>	<b>69059</b>	<b>71431</b>	<b>65562</b>	<b>63920</b>	<b>57228</b>	<b>45489</b>
<b>TOTAL NUMBER OF ROAD ACCIDENTS ACCORDING TO TYPE OF ROADS</b>															
TYPE OF ROADS	2006	2007	2008	2009	2010	2011	2012	2013	2014	2015	2016	2017	2018	2019	2020
National Highways	17763	19910	20054	20916	23023	22168	21262	20686	20109	21048	22573	20696	19583	17633	14366
State Highways	17013	17848	19498	18944	20722	20920	21810	20984	21441	23165	23405	22527	22849	19279	15378
Other District Roads	14613	15566	15763	14375	14257	15020	17555	17401	17952	16726	16993	14256	13932	12583	9985
Other Village Roads	5756	5816	5094	6559	6994	7765	7130	7167	7748	8120	8460	8083	7556	7733	5760
<b>Total</b>	<b>55145</b>	<b>59140</b>	<b>60409</b>	<b>60794</b>	<b>64996</b>	<b>65873</b>	<b>67757</b>	<b>66238</b>	<b>67250</b>	<b>69059</b>	<b>71431</b>	<b>65562</b>	<b>63920</b>	<b>57228</b>	<b>45489</b>
<b>TOTAL NUMBER OF ROAD ACCIDENTS ACCORDING TO CAUSES</b>															
TYPE OF CAUSES	2006	2007	2008	2009	2010	2011	2012	2013	2014	2015	2016	2017	2018	2019	2020
Fault of Driver	51938	56490	53687	54952	59992	61664	63909	63658	63964	65144	67685	63705	62249	56374	44838
Fault of passenger other than Driver	804	812	1438	1255	1240	898	982	779	1200	1262	1179	440	366	267	25
Fault of Pedestrian	651	712	2444	2329	2094	1747	1697	1007	943	807	1034	808	591	199	109
Fault of Mechanical Defect	469	376	629	621	440	112	265	206	519	945	753	201	103	23	8
Bad Road	424	260	712	614	552	472	274	140	118	181	72	21	31	4	0
Bad Weather	395	14	69	88	80	63	59	97	36	35	10	52	13	3	26
Others	464	476	1430	935	598	917	571	351	470	685	698	335	567	358	483
<b>Total</b>	<b>55145</b>	<b>59140</b>	<b>60409</b>	<b>60794</b>	<b>64996</b>	<b>65873</b>	<b>67757</b>	<b>66238</b>	<b>67250</b>	<b>69059</b>	<b>71431</b>	<b>65562</b>	<b>63920</b>	<b>57228</b>	<b>45489</b>

**Note:** Revised data for vehicle wise, Road wise and Cause wise from 2017-2020 is yet to be received from SCRB.

**REPORT ON TOTAL NUMBER OF ROAD ACCIDENTS ACCORDING TO TYPE OF VEHICLE  
FOR THE YEAR 2021, 2022 , 2023 , 2024(P) and 2025 (P)**

<b>TYPE OF VEHICLES</b>	<b>2021</b>	<b>2022</b>	<b>2023</b>	<b>2024 (P)</b>	<b>2025(P) (Upto Mar'25)</b>
Bus-Govt.	1542	2172	2024	2199	566
Bus-Pvt.	1223	1987	2353	2334	596
Truck/Lorry/HMV	6043	6270	7556	7030	1758
Car, Jeep, Taxi, Van, Tempo/LMV	15708	18482	18882	19249	4603
Two Wheeler	24831	29033	30504	29916	7743
Auto Rickshaw/3- wheeler	1913	2172	2358	2474	612
Other Vehicles	4422	3989	3536	3981	1074
<b>Total</b>	<b>55682</b>	<b>64105</b>	<b>67213</b>	<b>67183</b>	<b>16952</b>

**NUMBER OF ROAD ACCIDENTS ACCORDING TO TYPE OF ROADS**

<b>TYPE OF ROADS</b>	<b>2021</b>	<b>2022</b>	<b>2023</b>	<b>2024 (P)</b>	<b>2025(P) (Upto Mar'25)</b>
NH under NHAI	13132	15686	17064	17255	4307
NH under state PWD	3737	3286	3518	3302	856
State highway	18656	22633	23166	21668	5438
District road	9926	11086	12582	13032	3334
Village road	8635	8476	7491	6911	1920
Others	1596	2938	3392	5015	1097
<b>Total</b>	<b>55682</b>	<b>64105</b>	<b>67213</b>	<b>67183</b>	<b>16952</b>

**NUMBER OF ROAD ACCIDENTS ACCORDING TO TYPE OF CAUSES**

<b>TYPE OF CAUSES</b>	<b>2021</b>	<b>2022</b>	<b>2023</b>	<b>2024 (P)</b>	<b>2025(P) (Upto Mar'25)</b>
Pedestrian	124	95	715	2023	448
Cyclist	35	16	50	119	47
Driver	47867	63318	64971	63463	16100
Passenger	241	141	118	133	43
Animal Crossing	461	408	499	493	139
Self	6785	NA	NA	NA	NA
Mechanical defect	10	34	116	74	27
Bad road	8	18	171	25	13
Bad weather	3	5	81	23	6
Other Causes	148	70	492	830	129
<b>Total</b>	<b>55682</b>	<b>64105</b>	<b>67213</b>	<b>67183</b>	<b>16952</b>

**31. ROAD SAFETY (Contd.)**  
**Comparative Statement between Number of Accidents and Vehicular Strength**  
**in Tamil Nadu**

Year	Road Accidents In Tamil Nadu					Total No. of Vehicles (As on 31st Dec)	% of Accidents to total vehicles	% of Fatal Accidents to total vehicles	FATALITIES PER 10,000 VEHICLES
	Total Accidents	Fatal Accidents	Non Fatal Accidents	No. of persons injured	No. of persons dead				
2000	48923	8269	40654	53406	9300	5012810	0.98	0.16	19
2001	51978	8579	43399	54282	9571	5559731	0.93	0.15	17
2002	53503	9012	44491	55130	9939	6041312	0.89	0.15	16
2003	51025	8393	42632	55242	9275	6591224	0.77	0.13	14
2004	52508	8733	43775	57283	9507	7205847	0.73	0.12	13
2005	53878	8844	45034	61967	9760	7966200	0.68	0.11	12
2006	55145	10055	45090	64341	11009	8851672	0.62	0.11	12
2007	59140	11034	48106	71099	12036	9807155	0.60	0.11	12
2008	60409	11813	48596	70251	12784	10789970	0.56	0.11	12
2009	60794	12727	48067	70504	13746	11820613	0.51	0.11	12
2010	64996	14241	50755	75445	15409	13220752	0.49	0.11	12
2011	65873	14359	51514	74245	15422	14861695	0.44	0.10	10
2012	67757	15072	52685	78348	16175	16625653	0.41	0.09	10
2013	66238	14504	51734	75681	15563	18286774	0.36	0.08	9
2014	67250	14165	53085	77725	15190	19995382	0.34	0.07	8
2015	69059	14524	54535	79701	15642	21558272	0.32	0.067	7
2016	71431	16092	55339	82163	17218	23354026	0.31	0.07	7.4
2017	66763	16899	49864	68426	17918	25147056	0.27	0.07	7
2018	67279	17387	49892	69834	18392	27141431	0.25	0.06	7
2019	62685	17196	45489	63132	18129	29012556	0.22	0.06	6
2020	49844	13868	35976	47618	14527	30450289	0.16	0.05	5
2021	55682	14747	40935	55996	15384	31910687	0.17	0.05	5
2022	64105	17080	47025	67703	17884	33505611	0.19	0.05	5
2023	67213	17526	49687	72292	18347	35271882	0.19	0.05	5
2024 (P)	67183	17282	49901	71440	18074	37103489	0.18	0.05	5
2025(P) (Upto Mar'25)	16952	3985	12967	18414	4138	*37609165	0.05	0.01	1

FATALITIES PER 10,000 VEHICLES:

% FATAL ACCIDENTS :

% TOTAL ACCIDENTS :

\* As on 01.04.2025

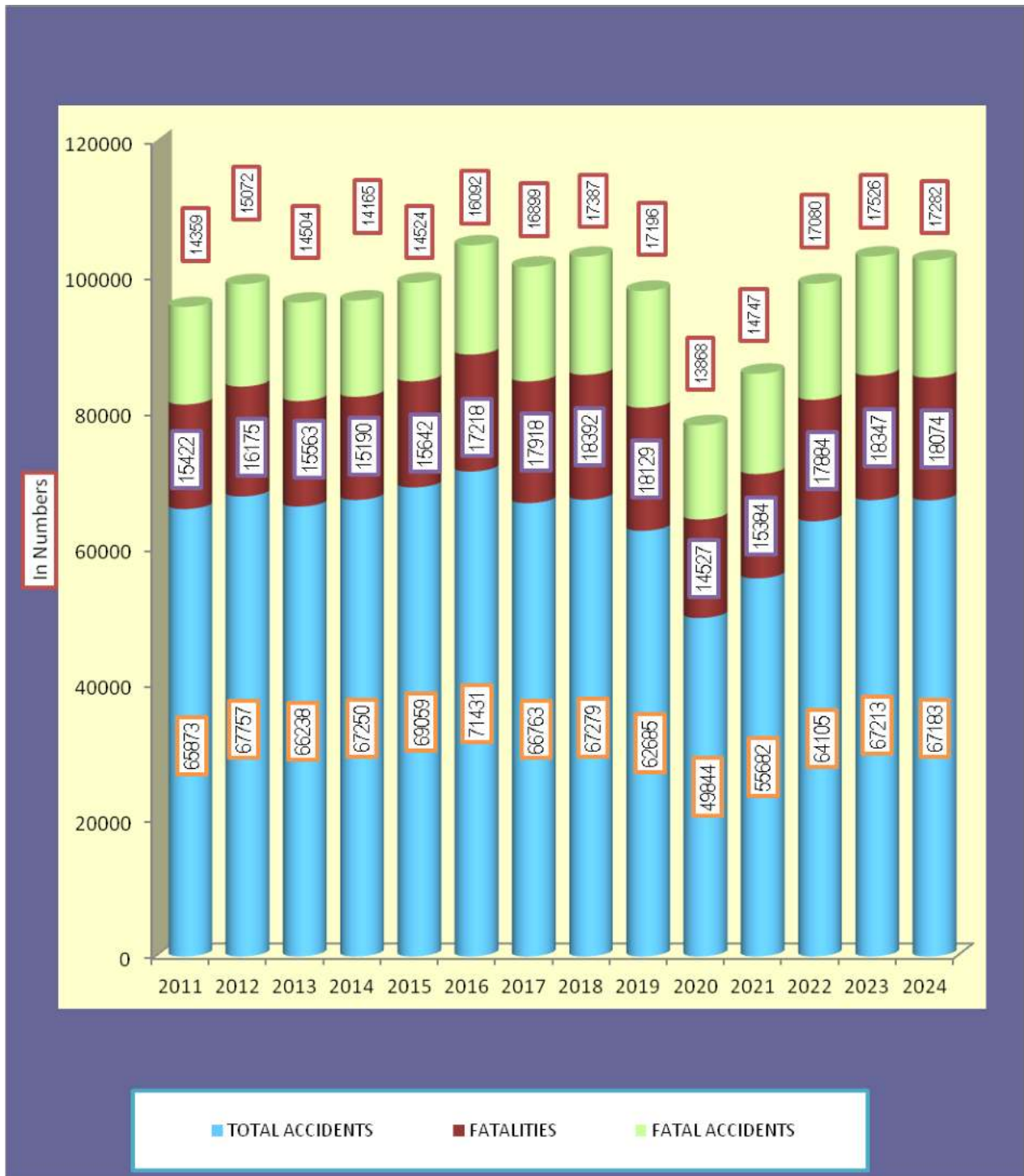
( No. of Deaths \* 10000 ) / Vehicular Strength

( Fatal Accidents \* 100 ) / Vehicular Strength

( Total Accidents \* 100 ) / Vehicular Strength

### 31. ROAD SAFETY (Contd.)

#### ACCIDENTS IN TAMILNADU



### 31. ROAD SAFETY IN TAMIL NADU (Contd)

<b>ACCIDENTS DETAILS IN TAMILNADU-2017</b>							
Month and Year	Total Accidents	Fatal Accidents	Fatalities	Non-Fatal	Grievously injury	Minor injury	No.of persons involved
January 2017	5877	1460	1531	4417	3042	2999	7572
February 2017	5296	1347	1416	3949	2770	2712	6898
March 2017	5800	1381	1479	4419	2973	2941	7393
April 2017	5380	1373	1455	4007	2915	2683	7053
May 2017	5773	1544	1647	4229	3088	2902	7637
June 2017	5733	1479	1560	4254	3022	2825	7407
July 2017	5837	1437	1518	4400	2999	2864	7381
August 2017	5669	1497	1593	4172	3045	2633	7271
September 2017	5403	1415	1510	3988	2851	2640	7001
October 2017	5609	1446	1551	4163	3068	2651	7270
November 2017	5046	1223	1267	3823	2751	2448	6466
December 2017	5340	1297	1391	4043	2964	2640	6995
<b>TOTAL</b>	<b>66763</b>	<b>16899</b>	<b>17918</b>	<b>49864</b>	<b>35488</b>	<b>32938</b>	<b>86344</b>
<b>ACCIDENTS DETAILS IN TAMILNADU-2018</b>							
Month and Year	Total Accidents	Fatal Accidents	Fatalities	Non-Fatal	Grievously injury	Minor injury	No.of persons involved
January 2018	5990	1525	1606	4465	3469	2913	7988
February 2018	5435	1360	1444	4075	3043	2602	7089
March 2018	5541	1448	1542	4093	3065	2614	7221
April 2018	5832	1477	1575	4355	3280	2798	7653
May 2018	5856	1568	1682	4288	3306	2937	7925
June 2018	5699	1480	1578	4219	3109	2836	7523
July 2018	5702	1452	1540	4250	3103	2778	7421
August 2018	5638	1473	1549	4165	3216	2557	7322
September 2018	5516	1381	1435	4135	3088	2676	7199
October 2018	5391	1398	1478	3993	3043	2553	7074
November 2018	5288	1373	1458	3915	3001	2449	6908
December 2018	5391	1452	1505	3939	2941	2457	6903
<b>TOTAL</b>	<b>67279</b>	<b>17387</b>	<b>18392</b>	<b>49892</b>	<b>37664</b>	<b>32170</b>	<b>88226</b>
<b>ACCIDENTS DETAILS IN TAMILNADU-2019</b>							
Month and Year	Total Accidents	Fatal Accidents	Fatalities	Non-Fatal	Grievously injury	Minor injury	No.of persons involved
January 2019	5856	1563	1655	4293	3285	2729	7669
February 2019	5244	1445	1548	3799	2890	2441	6879
March 2019	5617	1506	1594	4111	3142	2473	7209
April 2019	5139	1448	1533	3691	2790	2317	6640
May 2019	5347	1577	1655	3770	2875	2533	7063
June 2019	5502	1557	1626	3945	3034	2540	7200
July 2019	5130	1349	1430	3781	2822	2223	6475
August 2019	5242	1422	1487	3820	2818	2439	6744
September 2019	4983	1329	1418	3654	2730	2372	6520
October 2019	5064	1419	1477	3645	2759	2303	6539
November 2019	4753	1257	1313	3496	2432	2320	6065
December 2019	4808	1324	1393	3484	2604	2261	6258
<b>Total</b>	<b>62685</b>	<b>17196</b>	<b>18129</b>	<b>45489</b>	<b>34181</b>	<b>28951</b>	<b>81261</b>

### ACCIDENTS DETAILS IN TAMILNADU-2020

Month and Year	Total Accidents	Fatal Accidents	Fatalities	Non-Fatal	Grievously injury	Minor injury	No.of persons involved
January 2020	5332	1446	1534	3886	2947	2503	6984
February 2020	5054	1311	1397	3743	2665	2632	6694
March 2020	4395	1187	1236	3208	2239	1995	5470
April 2020	1180	319	331	861	537	581	1449
May 2020	2860	899	942	1961	1315	1177	3434
June 2020	3390	955	1001	2435	1538	1590	4129
July 2020	3618	1015	1060	2603	1616	1678	4354
August 2020	4573	1373	1434	3200	1965	2224	5623
September 2020	4743	1338	1398	3405	1949	2436	5783
October 2020	5082	1418	1487	3664	2111	2680	6278
November 2020	4950	1406	1455	3544	1935	2803	6193
December 2020	4667	1201	1252	3466	1776	2726	5754
<b>TOTAL</b>	<b>49844</b>	<b>13868</b>	<b>14527</b>	<b>35976</b>	<b>22593</b>	<b>25025</b>	<b>62145</b>

### ACCIDENTS DETAILS IN TAMILNADU-2021

Month and Year	Total Accidents	Fatal Accidents	Fatalities	Non-Fatal	Grievously injury	Minor injury	No.of persons involved
January 2021	5322	1422	1483	3900	2618	2808	6909
February 2021	5300	1434	1502	3866	2486	2717	6705
March 2021	5543	1557	1624	3986	2571	2913	7108
April 2021	4628	1272	1329	3356	2153	2569	6051
May 2021	2384	706	746	1678	1039	1250	3035
June 2021	3291	964	1017	2327	1323	1919	4259
July 2021	4592	1249	1281	3343	1958	2609	5848
August 2021	4977	1310	1365	3667	2070	2909	6344
September 2021	4941	1254	1313	3687	1990	2967	6270
October 2021	4899	1180	1221	3719	1870	3297	6388
November 2021	4741	1181	1237	3560	1626	3142	6005
December 2021	5064	1218	1266	3846	1439	3753	6458
<b>TOTAL</b>	<b>55682</b>	<b>14747</b>	<b>15384</b>	<b>40935</b>	<b>23143</b>	<b>32853</b>	<b>71380</b>

### ACCIDENTS DETAILS IN TAMILNADU-2022

Month and Year	Total Accidents	Fatal Accidents	Fatalities	Non-Fatal	Grievously injury	Minor injury	No.of persons involved
January 2022	4972	1439	1489	3538	2284	2542	6315
February 2022	5115	1468	1541	3653	2341	2738	6620
March 2022	5771	1582	1643	4219	2651	3288	7582
April 2022	5305	1450	1538	3854	2215	3511	7264
May 2022	5546	1548	1615	4020	2193	3690	7498
June 2022	5704	1529	1608	4199	2240	3747	7595
July 2022	5518	1469	1535	4064	2019	3982	7536
August 2022	5560	1453	1531	4133	1868	3997	7396
September 2022	5321	1378	1444	3994	1736	4198	7378
October 2022	5628	1507	1582	4158	1554	4330	7466
November 2022	4515	1058	1085	3485	1004	3798	5887
December 2022	5150	1199	1273	3805	627	5150	7050
<b>TOTAL</b>	<b>64105</b>	<b>17080</b>	<b>17884</b>	<b>47122</b>	<b>22732</b>	<b>44971</b>	<b>85587</b>

### ACCIDENTS DETAILS IN TAMILNADU-2023

Month and Year	Total Accidents	Fatal Accidents	Fatalities	Non-Fatal	Grievously injury	Minor injury	No.of persons involved
January 2023	6024	1706	1793	4318	3083	3231	8107
February 2023	5301	1385	1452	3916	2697	2950	7099
March 2023	5468	1423	1481	4045	2742	3016	7239
April 2023	5661	1545	1605	4116	2704	3248	7557
May 2023	5811	1565	1663	4246	2690	3798	8151
June 2023	5620	1480	1551	4140	2417	3473	7441
July 2023	5709	1485	1561	4224	2366	3706	7633
August 2023	6070	1554	1617	4516	2425	4332	8374
September 2023	5484	1381	1454	4103	1977	4058	7489
October 2023	5644	1413	1485	4231	1601	4483	7569
November 2023	5369	1371	1432	3998	1117	4755	7304
December 2023	5052	1218	1253	3834	552	4871	6676
<b>TOTAL</b>	<b>67213</b>	<b>17526</b>	<b>18347</b>	<b>49687</b>	<b>26371</b>	<b>45921</b>	<b>90639</b>

### ACCIDENTS DETAILS IN TAMILNADU-2024 (P)

Month and Year	Total Accidents	Fatal Accidents	Fatalities	Non-Fatal	Grievously injury	Minor injury	No.of persons involved
January 2024	5977	1635	1715	4342	2956	3525	8196
February 2024	5379	1476	1539	3903	2629	2984	7152
March 2024	5872	1556	1611	4316	2790	3445	7846
April 2024	5595	1515	1607	4080	2576	3425	7608
May 2024	5633	1562	1636	4071	2386	3683	7705
June 2024	5525	1511	1571	4014	2166	3739	7476
July 2024	5377	1404	1454	3973	1967	3594	7015
August 2024	5863	1434	1498	4429	1971	4301	7770
September 2024	5959	1468	1552	4491	1721	4461	7734
October 2024	5799	1414	1470	4385	1277	4794	7541
November 2024	5205	1210	1268	3995	756	4824	6848
December 2024	4999	1097	1153	3902	359	5111	6623
<b>TOTAL</b>	<b>67183</b>	<b>17282</b>	<b>18074</b>	<b>49901</b>	<b>23554</b>	<b>47886</b>	<b>89514</b>

### ACCIDENTS DETAILS IN TAMILNADU-2025 (P)

Month and Year	Total Accidents	Fatal Accidents	Fatalities	Non-Fatal	Grievously injury	Minor injury	No.of persons involved
January 2025	5752	1360	1409	4392	1229	5170	7808
February 2025	5611	1322	1376	4289	696	5245	7317
March 2025	5589	1303	1353	4286	384	5690	7427
<b>TOTAL</b>	<b>16952</b>	<b>3985</b>	<b>4138</b>	<b>12967</b>	<b>2309</b>	<b>16105</b>	<b>22552</b>

### COMPARATIVE STATEMENT OF ACCIDENT DETAILS IN TAMIL NADU

Month and Year	Total Accidents	Fatal Accidents	Fatalities	Non-Fatal	Grievously injury	Minor injury	No.of persons involved
March 2025	5589	1303	1353	4286	384	5690	7427
March 2024	5872	1556	1611	4316	2790	3445	7846
March 2023	5468	1423	1481	4045	2742	3016	7239

Source: SCRB

### ACCIDENTS COMPARISON BETWEEN 2021 AND 2022 IN TAMILNADU

MONTH	Total Accidents		% of (+) or (-)	Fatal Accidents		% of (+) or (-)	Fatalities		% of (+) or (-)	No of Persons Grievously injured		% of (+) or (-)	No of Persons Minorly injured		% of (+) or (-)
	2021	2022		2021	2022		2021	2022		2021	2022		2021	2022	
Jan	5322	4972	-6.58	1422	1439	1.20	1483	1489	0.40	2618	2284	-12.76	2808	2542	-9.47
Feb	5300	5115	-3.49	1434	1468	2.37	1502	1541	2.60	2486	2341	-5.83	2717	2738	0.77
March	5543	5771	4.11	1557	1582	1.61	1624	1643	1.17	2571	2651	3.11	2913	3288	12.87
April	4628	5305	14.63	1272	1450	13.99	1329	1538	15.73	2153	2215	2.88	2569	3511	36.67
May	2384	5546	132.63	706	1548	119.26	746	1615	116.49	1039	2193	111.07	1250	3690	195.20
June	3291	5704	73.32	964	1529	58.61	1017	1608	58.11	1323	2240	69.31	1919	3747	95.26
July	4592	5518	20.17	1249	1469	17.61	1281	1535	19.83	1958	2019	3.12	2609	3982	52.63
Aug	4977	5560	11.71	1310	1453	10.92	1365	1531	12.16	2070	1868	-9.76	2909	3997	37.40
Sep	4941	5321	7.69	1254	1378	9.89	1313	1444	9.98	1990	1736	-12.76	2967	4198	41.49
Oct	4899	5628	14.88	1180	1507	27.71	1221	1582	29.57	1870	1554	-16.90	3297	4330	31.33
Nov	4741	4515	-4.77	1181	1058	-10.41	1237	1085	-12.29	1626	1004	-38.25	3142	3798	20.88
Dec	5064	5150	1.70	1218	1199	-1.56	1266	1273	0.55	1439	627	-56.43	3753	5150	37.22
<b>Total</b>	<b>55682</b>	<b>64105</b>	<b>15.13</b>	<b>14747</b>	<b>17080</b>	<b>15.82</b>	<b>15384</b>	<b>17884</b>	<b>16.25</b>	<b>23143</b>	<b>22732</b>	<b>-1.78</b>	<b>32853</b>	<b>44971</b>	<b>36.89</b>
<b>DIFF</b>		<b>8423</b>			<b>2333</b>			<b>2500</b>			<b>-411</b>			<b>12118</b>	

### ACCIDENTS COMPARISON BETWEEN 2022 AND 2023 IN TAMILNADU

MONTH	Total Accidents		% Over Previous Year	Fatal Accidents		% Over Previous Year	Fatalities		% Over Previous Year	No. of persons Grievously injured		% Over Previous Year	No. of persons Minorly injured		% Over Previous Year
	2022	2023		2022	2023		2022	2023		2022	2023		2022	2023	
January	4972	6024	21.16	1439	1706	18.55	1489	1793	20.42	2284	3083	34.98	2542	3231	27.10
February	5115	5301	3.64	1468	1385	-5.65	1541	1452	-5.78	2341	2697	15.21	2738	2950	7.74
March	5771	5468	-5.25	1582	1423	-10.05	1643	1481	-9.86	2651	2742	3.43	3288	3016	-8.27
April	5305	5661	6.71	1450	1545	6.55	1538	1605	4.36	2215	2704	22.08	3511	3248	-7.49
May	5546	5811	4.78	1548	1565	1.10	1615	1663	2.97	2193	2690	22.66	3690	3798	2.93
June	5704	5620	-1.47	1529	1480	-3.20	1608	1551	-3.54	2240	2417	7.90	3747	3473	-7.31
July	5518	5709	3.46	1469	1485	1.09	1535	1561	1.69	2019	2366	17.19	3982	3706	-6.93
August	5560	6070	9.17	1453	1554	6.95	1531	1617	5.62	1868	2425	29.82	3997	4332	8.38
September	5321	5484	3.06	1378	1381	0.22	1444	1454	0.69	1736	1977	13.88	4198	4058	-3.33
October	5628	5644	0.28	1507	1413	-6.24	1582	1485	-6.13	1554	1601	3.02	4330	4483	3.53
November	4515	5369	18.91	1058	1371	29.58	1085	1432	31.98	1004	1117	11.25	3798	4755	25.20
December	5150	5052	-1.90	1199	1218	1.58	1273	1253	-1.57	627	552	-11.96	5150	4871	-5.42
<b>Total</b>	<b>64105</b>	<b>67213</b>	<b>4.85</b>	<b>17080</b>	<b>17526</b>	<b>2.61</b>	<b>17884</b>	<b>18347</b>	<b>2.59</b>	<b>22732</b>	<b>26371</b>	<b>16.01</b>	<b>44971</b>	<b>45921</b>	<b>2.11</b>
<b>DIFF</b>		<b>3108</b>			<b>446</b>			<b>463</b>			<b>3639</b>			<b>950</b>	

**ACCIDENTS COMPARISON BETWEEN 2023 AND 2024 IN TAMILNADU**

MONTH	Total Accidents		% of (+) or (-)	Fatal Accidents		% of (+) or (-)	Fatalities		% of (+) or (-)	No of Persons Grievously injured		% of (+) or (-)	No of Persons Minorly injured		% of (+) or (-)
	2023	2024		2023	2024		2023	2024		2023	2024		2023	2024	
Jan	6024	5977	-0.78	1706	1635	-4.16	1793	1715	-4.35	3083	2956	-4.12	3231	3525	9.10
Feb	5301	5379	1.47	1385	1476	6.57	1452	1539	5.99	2697	2629	-2.52	2950	2984	1.15
Mar	5468	5872	7.39	1423	1556	9.35	1481	1611	8.78	2742	2790	1.75	3016	3445	14.22
Apr	5661	5595	-1.17	1545	1515	-1.94	1605	1607	0.12	2704	2576	-4.73	3248	3425	5.45
May	5811	5633	-3.06	1565	1562	-0.19	1663	1636	-1.62	2690	2386	-11.30	3798	3683	-3.03
Jun	5620	5525	-1.69	1480	1511	2.09	1551	1571	1.29	2417	2166	-10.38	3473	3739	7.66
Jul	5709	5377	-5.82	1485	1404	-5.45	1561	1454	-6.85	2366	1967	-16.86	3706	3594	-3.02
Aug	6070	5863	-3.41	1554	1434	-7.72	1617	1498	-7.36	2425	1971	-18.72	4332	4301	-0.72
Sep	5484	5959	8.66	1381	1468	6.30	1454	1552	6.74	1977	1721	-12.95	4058	4461	9.93
Oct	5644	5799	2.75	1413	1414	0.07	1485	1470	-1.01	1601	1277	-20.24	4483	4794	6.94
Nov	5369	5205	-3.05	1371	1210	-11.74	1432	1268	-11.45	1117	756	-32.32	4755	4824	1.45
Dec	5052	4999	-1.05	1218	1097	-9.93	1253	1153	-7.98	552	359	-34.96	4871	5111	4.93
<b>Total</b>	<b>67213</b>	<b>67183</b>	<b>-0.04</b>	<b>17526</b>	<b>17282</b>	<b>-1.39</b>	<b>18347</b>	<b>18074</b>	<b>-1.49</b>	<b>26371</b>	<b>23554</b>	<b>-10.68</b>	<b>45921</b>	<b>47886</b>	<b>4.28</b>
<b>DIFF</b>		<b>-30</b>			<b>-244</b>			<b>-273</b>			<b>-2817</b>			<b>1965</b>	

**ACCIDENTS COMPARISON BETWEEN 2024(P) AND 2025(P) IN TAMILNADU**

MONTH	Total Accidents		% of (+) or (-)	Fatal Accidents		% of (+) or (-)	Fatalities		% of (+) or (-)	No of Persons Grievously injured		% of (+) or (-)	No of Persons Minorly injured		% of (+) or (-)
	2024	2025		2024	2025		2024	2025		2024	2025		2024	2025	
January	5977	5752	-3.76	1635	1360	-16.82	1715	1409	-17.84	2956	1229	-58.42	3525	5170	46.67
February	5379	5611	4.31	1476	1322	-10.43	1539	1376	-10.59	2629	696	-73.53	2984	5245	75.77
March	5872	5589	-4.82	1556	1303	-16.26	1611	1353	-16.01	2790	384	-86.24	3445	5690	65.17
<b>Total</b>	<b>17228</b>	<b>16952</b>	<b>-1.60</b>	<b>4667</b>	<b>3985</b>	<b>-14.61</b>	<b>4865</b>	<b>4138</b>	<b>-14.94</b>	<b>8375</b>	<b>2309</b>	<b>-72.43</b>	<b>9954</b>	<b>16105</b>	<b>61.79</b>
<b>DIFF</b>		<b>-276</b>			<b>-682</b>			<b>-727</b>			<b>-6066</b>			<b>6151</b>	

**CHENNAI**

**ACCIDENTS DETAILS IN CHENNAI - 2017**

Month and Year	Total Accidents	Fatal Accidents	Fatalities	Non-Fatal	Grievously injured	Minor injured	No.of persons involved
January 2017	626	109	110	517	114	507	731
February 2017	558	100	104	458	87	420	611
March 2017	625	101	105	524	101	487	693
April 2017	582	105	105	477	99	460	664
May 2017	564	111	114	453	101	411	626
June 2017	576	94	97	482	130	414	641
July 2017	695	134	137	561	163	486	786
August 2017	614	108	113	506	126	488	727
September 2017	620	107	109	513	178	426	713
October 2017	640	110	114	530	166	475	755
November 2017	515	85	86	430	124	373	583
December 2017	642	100	105	542	204	435	744
<b>TOTAL</b>	<b>7257</b>	<b>1264</b>	<b>1299</b>	<b>5993</b>	<b>1593</b>	<b>5382</b>	<b>8274</b>

**ACCIDENTS DETAILS IN CHENNAI - 2018**

Month and Year	Total Accidents	Fatal Accidents	Fatalities	Non-Fatal	Grievously injury	Minor injury	No.of persons involved
January 2018	611	102	103	509	188	421	712
February 2018	605	90	93	515	143	455	691
March 2018	683	129	134	554	142	513	789
April 2018	698	99	102	599	176	527	805
May 2018	614	116	119	498	153	437	709
June 2018	646	113	118	533	160	463	741
July 2018	619	121	122	498	150	419	691
August 2018	641	104	106	537	181	450	737
September 2018	603	98	102	505	195	399	696
October 2018	642	110	111	532	219	398	728
November 2018	560	85	85	475	201	350	636
December 2018	658	64	65	594	198	500	763
<b>TOTAL</b>	<b>7580</b>	<b>1231</b>	<b>1260</b>	<b>6349</b>	<b>2106</b>	<b>5332</b>	<b>8698</b>

**ACCIDENTS DETAILS IN CHENNAI - 2019**

Month and Year	Total Accidents	Fatal Accidents	Fatalities	Non-Fatal	Grievously injury	Minor injury	No.of persons involved
January 2019	687	108	113	579	202	501	816
February 2019	627	106	106	521	196	418	720
March 2019	674	119	121	555	203	472	796
April 2019	586	111	114	475	197	378	689
May 2019	618	105	109	513	128	463	700
June 2019	620	126	128	494	171	440	739
July 2019	587	117	118	470	137	422	677
August 2019	520	95	96	425	110	405	611
September 2019	511	99	100	412	107	387	594
October 2019	488	97	97	391	108	341	546
November 2019	476	81	84	395	93	360	537
December 2019	477	65	66	412	121	342	529
<b>TOTAL</b>	<b>6871</b>	<b>1229</b>	<b>1252</b>	<b>5642</b>	<b>1773</b>	<b>4929</b>	<b>7954</b>

**ACCIDENTS DETAILS IN CHENNAI - 2020**

Month and Year	Total Accidents	Fatal Accidents	Fatalities	Non-Fatal	Grievously injury	Minor injury	No.of persons involved
January 2020	471	87	88	384	134	345	567
February 2020	476	85	86	391	99	337	522
March 2020	456	76	78	380	123	326	527
April 2020	85	16	16	69	19	51	86
May 2020	201	47	48	154	53	126	227
June 2020	188	42	44	146	41	137	222
July 2020	291	67	70	224	63	202	335
August 2020	382	90	93	292	81	274	448
September 2020	447	82	83	365	97	363	543
October 2020	477	89	92	388	80	387	559
November 2020	468	91	91	377	78	386	555
December 2020	452	84	84	368	69	389	542
<b>TOTAL</b>	<b>4394</b>	<b>856</b>	<b>873</b>	<b>3538</b>	<b>937</b>	<b>3323</b>	<b>5133</b>

### ACCIDENTS DETAILS IN CHENNAI - 2021

Month and Year	Total Accidents	Fatal Accidents	Fatalities	Non-Fatal	Grievously injury	Minor injury	No.of persons involved
January 2021	441	77	81	364	281	190	552
February 2021	509	95	97	414	321	174	592
March 2021	510	112	114	398	319	158	591
April 2021	426	92	92	334	291	150	533
May 2021	209	50	51	159	139	48	238
June 2021	321	62	63	259	219	102	384
July 2021	425	81	81	344	264	161	506
August 2021	446	98	98	348	279	148	525
September 2021	424	86	94	338	255	158	507
October 2021	476	84	86	392	290	200	576
November 2021	369	63	63	306	189	183	435
December 2021	479	76	79	403	226	275	580
<b>TOTAL</b>	<b>5035</b>	<b>976</b>	<b>999</b>	<b>4059</b>	<b>3073</b>	<b>1947</b>	<b>6019</b>

### ACCIDENTS DETAILS IN CHENNAI - 2022

Month	Total Accidents	Fatal Accidents	Fatalities	Non-Fatal	Grievously injury	Minor injury	No.of persons involved
Jan-22	259	42	43	217	189	85	317
Feb-22	281	39	40	242	197	119	356
Mar-22	353	46	46	307	295	99	440
Apr-22	282	38	38	244	205	97	340
May-22	260	39	39	221	173	92	304
Jun-22	277	43	43	234	193	113	349
Jul-22	304	36	36	268	171	187	394
Aug-22	288	53	54	235	118	194	366
Sep-22	309	52	53	257	123	182	334
Oct-22	285	43	44	242	49	257	350
Nov-22	260	32	33	228	46	226	305
Dec-22	295	36	38	259	32	283	353
<b>TOTAL</b>	<b>3453</b>	<b>499</b>	<b>507</b>	<b>2954</b>	<b>1791</b>	<b>1934</b>	<b>4208</b>

### ACCIDENTS DETAILS IN CHENNAI - 2023

Month	Total Accidents	Fatal Accidents	Fatalities	Non-Fatal	Grievously injury	Minor injury	No.of persons involved
Jan-23	302	42	43	260	224	106	373
Feb-23	313	43	43	270	222	133	398
Mar-23	314	36	36	278	221	106	363
Apr-23	300	34	35	266	245	88	368
May-23	315	44	44	271	212	111	367
Jun-23	288	42	43	246	206	96	345
Jul-23	363	42	42	321	243	158	443
Aug-23	333	45	45	288	237	123	405
Sep-23	322	46	46	276	232	134	412
Oct-23	308	51	52	257	209	126	387
Nov-23	254	42	43	212	128	144	315
Dec-23	242	32	32	210	91	165	288
<b>TOTAL</b>	<b>3654</b>	<b>499</b>	<b>504</b>	<b>3155</b>	<b>2470</b>	<b>1490</b>	<b>4464</b>

### ACCIDENTS DETAILS IN CHENNAI - 2024 (P)

Month	Total Accidents	Fatal Accidents	Fatalities	Non-Fatal	Grievously injury	Minor injury	No.of persons involved
Jan-24	321	50	52	271	222	116	390
Feb-24	271	37	38	234	227	74	339
Mar-24	347	39	39	308	251	115	405
Apr-24	335	49	51	286	249	113	413
May-24	292	38	38	254	189	146	373
Jun-24	284	52	53	232	160	112	325
July-24	303	45	46	258	137	181	364
Aug-24	348	41	41	307	132	239	412
Sep-24	332	51	51	281	111	214	376
Oct-24	332	49	50	283	103	236	389
Nov-24	279	48	49	231	104	181	334
Dec-24	307	33	34	274	99	246	379
<b>TOTAL</b>	<b>3751</b>	<b>532</b>	<b>542</b>	<b>3219</b>	<b>1984</b>	<b>1973</b>	<b>4499</b>

### ACCIDENTS DETAILS IN CHENNAI - 2025 (P)

Month	Total Accidents	Fatal Accidents	Fatalities	Non-Fatal	Grievously injury	Minor injury	No.of persons involved
Jan-25	335	35	35	300	84	298	417
Feb-25	313	35	35	278	82	255	372
Mar-25	330	40	41	290	105	239	385
<b>TOTAL</b>	<b>978</b>	<b>110</b>	<b>111</b>	<b>868</b>	<b>271</b>	<b>792</b>	<b>1174</b>

### COMPARATIVE STATEMENT OF ACCIDENT DETAILS IN CHENNAI

Month and Year	Total Accidents	Fatal Accidents	Fatalities	Non-Fatal	Grievously injured	Minor injured	No.of persons involved
Mar-25	330	40	41	290	105	239	385
Mar-24	347	39	39	308	251	115	405
Mar-23	314	36	36	278	221	106	363

### ACCIDENTS COMPARISON BETWEEN 2023 AND 2024 IN CHENNAI

MONTH	Total Accidents		% of (+) or (-)	Fatal Accidents		% of (+) or (-)	Fatalities		% of (+) or (-)	No of Persons Grievously injured		% of (+) or (-)	No of Persons Minorly injured		% of (+) or (-)
	2023	2024		2023	2024		2023	2024		2023	2024		2023	2024	
January	302	321	6.29	42	50	19.05	43	52	20.93	224	222	-0.89	106	116	9.43
February	313	271	-13.42	43	37	-13.95	43	38	-11.63	222	227	2.25	133	74	-44.36
March	314	347	10.51	36	39	8.33	36	39	8.33	221	251	13.57	106	115	8.49
April	300	335	11.67	34	49	44.12	35	51	45.71	245	249	1.63	88	113	28.41
May	315	292	-7.30	44	38	-13.64	44	38	-13.64	212	189	-10.85	111	146	31.53
June	288	284	-1.39	42	52	23.81	43	53	23.26	206	160	-22.33	96	112	16.67
July	363	303	-16.53	42	45	7.14	42	46	9.52	243	137	-43.62	158	181	14.56
August	333	348	4.50	45	41	-8.89	45	41	-8.89	237	132	-44.30	123	239	94.31
September	322	332	3.11	46	51	10.87	46	51	10.87	232	111	-52.16	134	214	59.70
October	308	332	7.79	51	49	-3.92	52	50	-3.85	209	103	-50.72	126	236	87.30
November	254	279	9.84	42	48	14.29	43	49	13.95	128	104	-18.75	144	181	25.69
December	242	307	26.86	32	33	3.13	32	34	6.25	91	99	8.79	165	246	49.09
<b>Total</b>	<b>3654</b>	<b>3751</b>	<b>2.65</b>	<b>499</b>	<b>532</b>	<b>6.61</b>	<b>504</b>	<b>542</b>	<b>7.54</b>	<b>2470</b>	<b>1984</b>	<b>-19.68</b>	<b>1490</b>	<b>1973</b>	<b>32.42</b>
<b>DIFF</b>		<b>97</b>			<b>33</b>			<b>38</b>			<b>-486</b>			<b>483</b>	

### ACCIDENTS COMPARISON BETWEEN 2024 AND 2025 IN CHENNAI

MONTH	Total Accidents		% of (+) or (-)	Fatal Accidents		% of (+) or (-)	Fatalities		% of (+) or (-)	No of Persons Grievously injured		% of (+) or (-)	No of Persons Minorly injured		% of (+) or (-)
	2024	2025		2024	2025		2024	2025		2024	2025		2024	2025	
January	321	335	4.36	50	35	-30.00	52	35	-32.69	222	84	-62.16	116	298	156.90
February	271	313	15.50	37	35	-5.41	38	35	-7.89	227	82	-63.88	74	255	244.59
March	347	330	-4.90	39	40	2.56	39	41	5.13	251	105	-58.17	115	239	107.83
<b>Total</b>	<b>939</b>	<b>978</b>	<b>4.15</b>	<b>126</b>	<b>110</b>	<b>-12.70</b>	<b>129</b>	<b>111</b>	<b>-13.95</b>	<b>700</b>	<b>271</b>	<b>-61.29</b>	<b>305</b>	<b>792</b>	<b>159.67</b>
<b>DIFF</b>		<b>39</b>			<b>-16</b>			<b>-18</b>			<b>-429</b>			<b>487</b>	

### COMPARISON OF ACCIDENTS/FATALITIES/INJURIES OVER PREVIOUS YEARS FROM 2016 TO 2024-CHENNAI CITY

YEAR	TOTAL ACCIDENTS		FATAL ACCIDENTS		FATALITIES		GRIEVOUSLY INJURED		MINORLY INJURED	
	DURING THE YEAR	% OF VARIATION OVER PREVIOUS YEAR	DURING THE YEAR	% OF VARIATION OVER PREVIOUS YEAR	DURING THE YEAR	% OF VARIATION OVER PREVIOUS YEAR	DURING THE YEAR	% OF VARIATION OVER PREVIOUS YEAR	DURING THE YEAR	% OF VARIATION OVER PREVIOUS YEAR
<b>2016</b>	7486	<b>2.16</b>	1155	<b>34.46</b>	1183	<b>33.52</b>	2227	<b>-34.62</b>	5122	<b>30.86</b>
<b>2017</b>	7721	<b>3.14</b>	1352	<b>17.06</b>	1382	<b>16.82</b>	4844	<b>117.51</b>	2110	<b>-58.81</b>
<b>2018</b>	7806	<b>1.10</b>	1336	<b>-1.18</b>	1371	<b>-0.80</b>	5039	<b>4.03</b>	2491	<b>18.06</b>
<b>2019</b>	6881	<b>-11.85</b>	1290	<b>-3.44</b>	1324	<b>-3.43</b>	4079	<b>-19.05</b>	2359	<b>-5.30</b>
<b>2020</b>	4390	<b>-36.20</b>	886	<b>-31.32</b>	911	<b>-31.19</b>	2655	<b>-34.91</b>	1508	<b>-36.07</b>
<b>2021</b>	5035	<b>14.69</b>	976	<b>10.16</b>	999	<b>9.66</b>	3073	<b>15.74</b>	1947	<b>29.11</b>
<b>2022</b>	3453	<b>-31.42</b>	499	<b>-48.87</b>	507	<b>-49.25</b>	1791	<b>-41.72</b>	1934	<b>-0.67</b>
<b>2023</b>	3654	<b>5.82</b>	499	<b>0.00</b>	504	<b>-0.59</b>	2470	<b>37.91</b>	1490	<b>-22.96</b>
<b>2024</b>	3751	<b>2.65</b>	532	<b>6.61</b>	542	<b>7.54</b>	1984	<b>-19.68</b>	1973	<b>32.42</b>

### ACCIDENT DETAILS IN CHENNAI CITY FROM 2010-2025

Year	Total Accidents	Fatal Accidents	Fatalities	Non Fatal	No. of persons injured
2010	5133	604	621	4529	4413
2011	6566	906	929	5660	5663
2012	9663	1367	1401	8296	8628
2013	9710	1215	1247	8495	8700
2014	9465	1020	1046	8445	9255
2015	7328	859	886	6469	7320
2016	7486	1155	1183	6331	7349
2017	7721	1352	1382	6369	6954
2018	7806	1336	1371	6470	7530
2019	6881	1290	1324	5591	6438
2020	4390	886	911	3504	4163
2021	5035	976	999	4059	5020
2022	3453	499	507	2954	3725
2023	3654	499	504	3155	3960
2024 (P)	3751	532	542	3219	3957
2025 (P) (Upto Mar'25)	978	110	111	868	1063

## Tamil Nadu Population Census 2011 and Vehicular position as on 01.04.2025

Tamil Nadu Population as per 2011-Census	Total Vehicle Population as on 01.04.2025	No. of Transport Vehicles as on 01.04.2025	No. of Non Transport Vehicles as on 01.04.2025	
			Two wheeler	Other all Vehicles
72147030	37609165	1448269	31581062	4579834

S.No.	STATES	Population (Census 2011)	Area (Sq.Km.)	Total Registered Motor vehicles as on 01.04.2025 (in thousands)	Vehicle Density Per Sq.Km (in thousands)	Total No. of Road Accidents 2022
1	Tamil Nadu	72147030	130060	37609	0.29	64105
2	Maharashtra	112374333	307713	39453	0.13	33383
3	Karnataka	61095297	191791	32967	0.17	39762
4	Madhya Pradesh	72626809	308252	24060	0.08	54432
5	Kerala	33406061	38852	18194	0.47	43910
6	Rajasthan	68548437	342239	21996	0.06	23614
7	Andhra Pradesh	49386799	160205	18182	0.11	21249
8	Telangana (*)	35193978	114840	12128(*)	0.11	21269

(\*)As on 31.03.2019

Source: VAHAN Dashboard, CENSUS 2011

To curb the menace of the Drunken Drivers, stringent enforcement measures are being taken by this department. As and when the cases received from the police, action will be taken under section 19 of the MV Act ,1988 and suspended the Driving License for a period of six months in case of first instance and cancel the Driving License in case of repeated offence of Drunken Driving and if the Driver is a habitual offender, the license is liable for cancellation even in the first instance itself .The details of Drivers License suspension / cancellation for the period from April 2008 to March 2025 are annexed. Similarly, the Drivers who have committed the offence of fatal accidents, the stringent action is taken against them and suspend their license for the maximum period of six months under section 19 (1) of the Motor Vehicle Act, 1988. The details of Drivers License suspension/cancellation for a period from April 2008 to March 2025 are given below.

## ANNEXURE

### Action against the drivers involved in fatal accidents From 2008-09 to 2024-25

Year	Driving Licences Suspended	Driving Licences Cancelled
2008-09	6742	358
2009-10	5699	99
2010-11	4866	50
2011-12	4987	178
2012-13	5030	117
2013-14	5872	110
2014-15	5871	72
2015-16	6293	23
2016-17	6723	64
2017-18	8538	1066
2018-19	7905	238
2019-20	5655	77
2020-21	5054	40
2021-22	7583	86
2022-23	7413	52
2023-24	8068	145
2024-25	9511	6

Source: Zonal Booklet

## 31. ROAD SAFETY (Contd.)

### DRIVING LICENSE SUSPENSION FOR THE OFFENCES NOTIFIED BY THE SUPREME COURT COMMITTEE ON ROAD SAFETY

From 2017 to 2025

OFFENCES/ YEAR	Over Speeding	Over Load in Goods Carriage	Carrying Persons in Goods Carriage	Using Mobile Phone whiling Driving	Drunken Driving	Red Light Jumping	Total
2017	17615	8897	23486	57158	30393	19145	156694
2018	33263	14283	64949	126181	45113	51363	335152
2019	10151	4718	24321	35834	20212	18297	113533
2020	13373	5178	26393	32067	7290	23893	108257
2021	13559	7937	17126	21840	3699	28336	92497
2022	10920	4586	13934	17031	3156	16520	66147
2023	15244	4565	7249	15439	5094	17886	65477
2024	18589	5233	6956	19505	9402	20818	80503
2025 (upto Mar'25)	5029	1676	2345	5712	2894	6639	24295

Source: Zonal Booklet

**BREAK UP DETAILS FOR DRIVING LICENSE SUSPENSION FOR THE OFFENCES NOTIFIED BY  
THE SUPREME COURT COMMITTEE ON ROAD SAFETY**

OFFENCES	Over Speeding	Over Load in Goods Carriage	Carrying Persons in Goods Carriage	Using Mobile Phone whiling Driving	Drunken Driving	Red Light Jumping	Total
<b>2017</b>							
Jan to July-17	907	460	464	2373	5086	199	9489
August 2017	728	365	479	2292	4856	385	9105
September 2017	4201	2390	3703	11909	6656	2330	31189
November 2017	4271	1605	5939	13773	5691	5811	37090
November 2017	3892	1892	7184	14757	4603	5830	38158
December 2017	3616	2185	5717	12054	3501	4590	31663
<b>TOTAL</b>	<b>17615</b>	<b>8897</b>	<b>23486</b>	<b>57158</b>	<b>30393</b>	<b>19145</b>	<b>156694</b>
<b>2018</b>							
OFFENCES	Over Speeding	Over Load in Goods Carriage	Carrying Persons in Goods Carriage	Using Mobile Phone whiling Driving	Drunken Driving	Red Light Jumping	Total
January 2018	3194	1808	6207	11100	4106	4104	30519
February 2018	3135	1168	5306	10090	2837	2607	25143
March 2018	1249	540	2801	4832	1745	1287	12454
April 2018	556	405	1315	1644	1848	1172	6940
May 2018	452	237	408	1485	1227	428	4237
June 2018	1194	383	1791	3635	2001	1184	10188
July 2018	7921	2682	12136	31319	5658	7505	67221
August 2018	4355	1857	9148	16691	4433	5464	41948
September 2018	3349	1437	8259	18470	10066	7131	48712
November 2018	2659	1179	5546	9238	4255	7696	30573
November 2018	2808	1325	7374	9202	4139	7122	31970
December 2018	2391	1262	4658	8475	2798	5663	25247
<b>TOTAL</b>	<b>33263</b>	<b>14283</b>	<b>64949</b>	<b>126181</b>	<b>45113</b>	<b>51363</b>	<b>335152</b>
<b>2019</b>							
OFFENCES	Over Speeding	Over Load in Goods Carriage	Carrying Persons in Goods Carriage	Using Mobile Phone whiling Driving	Drunken Driving	Red Light Jumping	Total
January 2019	716	223	1347	1988	1036	1903	7213
February 2019	373	93	1237	1074	626	1289	4692
March 2019	417	161	1870	2964	733	1038	7183
April 2019	1143	192	1359	3404	3070	1336	10504
May 2019	380	68	2327	4057	1613	1338	9783
June 2019	733	125	2270	2663	1219	1170	8180
July 2019	605	53	1098	2481	1936	1135	7308
August 2019	714	42	1593	2830	2473	2245	9897
September 2019	1227	960	2987	3813	1901	1673	12561
November 2019	1613	851	2417	3291	1759	976	10907
November 2019	821	821	2740	3065	1718	1632	10797
December 2019	1409	1129	3076	4204	2128	2562	14508
<b>TOTAL</b>	<b>10151</b>	<b>4718</b>	<b>24321</b>	<b>35834</b>	<b>20212</b>	<b>18297</b>	<b>113533</b>

2020							
OFFENCES	Over Speeding	Over Load in Goods Carriage	Carrying Persons in Goods Carriage	Using Mobile Phone whiling Driving	Drunken Driving	Red Light Jumping	Total
January 2020	995	581	2648	3288	1299	1639	10450
February 2020	1504	708	3387	5575	1272	2606	15052
March 2020	1320	627	3755	4483	1514	2112	13811
April& May2020	269	175	851	1680	360	714	4049
June 2020	570	207	1719	1982	312	1734	6524
July 2020	962	259	2208	2411	450	1857	8147
August 2020	756	252	1361	1896	554	1727	6545
September 2020	1220	448	2246	2820	267	2443	9508
November 2020	2669	770	3812	3076	573	3663	14563
November 2020	1896	578	2884	2424	353	3119	11254
December 2020	1212	573	1522	2432	336	2279	8354
<b>TOTAL</b>	<b>13373</b>	<b>5178</b>	<b>26393</b>	<b>32067</b>	<b>7290</b>	<b>23893</b>	<b>108257</b>
2021							
OFFENCES	Over Speeding	Over Load in Goods Carriage	Carrying Persons in Goods Carriage	Using Mobile Phone whiling Driving	Drunken Driving	Red Light Jumping	Total
January 2021	1348	438	1757	1814	274	2484	8115
February 2021	1101	377	1192	1721	332	2523	7246
March 2021	1247	493	1031	1777	377	3290	8215
April 2021	1077	489	2152	2190	347	2571	8826
May 2021	185	121	586	483	41	218	1634
June 2021	513	165	573	948	112	1238	3549
July 2021	1611	1099	2566	2695	274	3332	11577
August 2021	1623	462	1885	2879	379	3049	10277
September 2021	2092	3033	2203	2575	298	3306	13507
November 2021	947	496	1043	1817	465	2510	7278
November 2021	1018	391	1148	1749	361	2374	7041
December 2021	797	373	990	1192	439	1441	5232
<b>TOTAL</b>	<b>13559</b>	<b>7937</b>	<b>17126</b>	<b>21840</b>	<b>3699</b>	<b>28336</b>	<b>92497</b>
2022							
OFFENCES	Over Speeding	Over Load in Goods Carriage	Carrying Persons in Goods Carriage	Using Mobile Phone whiling Driving	Drunken Driving	Red Light Jumping	Total
January 2022	696	295	796	1095	206	1497	4585
February 2022	693	254	574	765	264	1248	3798
March 2022	548	360	848	982	61	1171	3970
April 2022	343	165	977	891	101	493	2970
May 2022	173	105	865	496	151	209	1999
June 2022	717	544	1209	1250	168	1028	4916
July-2022	1536	599	2007	2554	423	2467	9586
August -2022	1148	525	1456	2060	379	2055	7623
September-2022	1544	693	1644	1648	369	1760	7658
November-2022	1433	375	1612	2145	323	1807	7695
November-2022	1106	371	1250	2013	267	1766	6773
December -2022	983	300	696	1132	444	1019	4574
<b>TOTAL</b>	<b>10920</b>	<b>4586</b>	<b>13934</b>	<b>17031</b>	<b>3156</b>	<b>16520</b>	<b>66147</b>

2023							
OFFENCES	Over Speeding	Over Load in Goods Carriage	Carrying Persons in Goods Carriage	Using Mobile Phone whiling Driving	Drunken Driving	Red Light Jumping	Total
January 2023	882	272	569	1000	380	1117	4220
February 2023	1279	428	759	1189	293	1367	5315
March 2023	1290	390	781	1142	458	1613	5674
April 2023	1303	318	594	1207	450	1587	5459
May 2023	1146	316	606	1119	299	1386	4872
June 2023	1157	338	599	1091	392	1266	4843
July 2023	1080	467	604	1324	333	1613	5421
August 2023	1181	448	616	1322	452	1417	5436
September 2023	1608	391	629	1836	539	2080	7083
November 2023	1452	546	571	1305	420	1386	5680
November 2023	1627	355	495	1358	521	1697	6053
December 2023	1239	296	426	1546	557	1357	5421
<b>TOTAL</b>	<b>15244</b>	<b>4565</b>	<b>7249</b>	<b>15439</b>	<b>5094</b>	<b>17886</b>	<b>65477</b>
2024							
OFFENCES	Over Speeding	Over Load in Goods Carriage	Carrying Persons in Goods Carriage	Using Mobile Phone whiling Driving	Drunken Driving	Red Light Jumping	Total
January 2024	1298	311	428	1355	504	1305	5201
February 2024	1168	371	457	1230	349	1199	4774
March 2024	1148	387	431	1594	499	1730	5789
April 2024	1300	378	452	1450	443	1532	5555
May 2024	1329	405	487	1296	523	1521	5561
June 2024	1253	392	468	1506	785	1590	5994
July 2024	1757	512	626	1614	943	1598	7050
August 2024	1736	415	591	1324	636	1404	6106
September 2024	1437	475	776	1681	929	1839	7137
October 2024	1944	615	811	2529	1160	2411	9470
November 2024	2239	584	777	2144	1685	2459	9888
December 2024	1980	388	652	1782	946	2230	7978
<b>TOTAL</b>	<b>18589</b>	<b>5233</b>	<b>6956</b>	<b>19505</b>	<b>9402</b>	<b>20818</b>	<b>80503</b>
2025							
OFFENCES	Over Speeding	Over Load in Goods Carriage	Carrying Persons in Goods Carriage	Using Mobile Phone whiling Driving	Drunken Driving	Red Light Jumping	Total
January 2025	1308	485	712	1453	808	1844	6610
February 2025	1904	506	769	2167	1039	2310	8695
March 2025	1817	685	864	2092	1047	2485	8990
<b>TOTAL</b>	<b>5029</b>	<b>1676</b>	<b>2345</b>	<b>5712</b>	<b>2894</b>	<b>6639</b>	<b>24295</b>

Source: Zonal Booklet

**Action against the Permits involved in Fatal Accidents for the period  
from April 2017 to March 2020**

<b>2017-18</b>			
<b>Month &amp; Year</b>	<b>Suspension</b>	<b>Cancellation</b>	<b>Total</b>
April -2017	13	0	13
May- 2017	5	0	5
June -2017	4	0	4
July -2017	0	1	1
August -2017	6	5	11
September- 2017	33	2	35
November -2017	44	7	51
November -2017	57	11	68
December -2017	45	12	57
January- 2018	19	4	23
February -2018	35	11	46
March -2018	32	0	32
<b>TOTAL</b>	<b>293</b>	<b>53</b>	<b>346</b>
<b>2018-19</b>			
<b>Month &amp; Year</b>	<b>Suspension</b>	<b>Cancellation</b>	<b>Total</b>
April -2018	20	1	21
May- 2018	29	0	29
June -2018	14	2	16
July -2018	26	0	26
August-2018	19	0	19
September- 2018	10	1	11
November- 2018	10	1	11
November- 2018	10	0	10
December- 2018	7	0	7
January-2019	12	0	12
February– 2019	0	6	6
March – 2019	23	0	23
<b>TOTAL</b>	<b>180</b>	<b>11</b>	<b>191</b>
<b>2019–2020</b>			
<b>Month &amp; Year</b>	<b>Suspension</b>	<b>Cancellation</b>	<b>Total</b>
April 2019	15	0	15
May 2019	13	0	13
June 2019	10	0	10
July 2019	0	0	0
August 2019	0	0	0
Sep 2019	2	0	2
November 2019	0	0	0
Nov 2019	1	0	1
Dec 2019	0	0	0
Jan 2020	19	0	19
Feb 2020	5	0	5
March 2020	2	0	2
<b>Total</b>	<b>67</b>	<b>0</b>	<b>67</b>

Comparison statement of Action against the Permits involved in Fatal Accidents			
Month & Year	Suspension	Cancellation	Total
March -2020	2	0	2
March-2019	23	0	23
March -2018	32	0	32

Source: Zonal Booklet

### Compensation to Road Accident Victims:

The Motor Vehicles Act, 1988 provides for payment of compensation to the victims of road accidents with reference to their age, earning capacity, cause of the accident etc. The Act also provides for a minimum amount of compensation irrespective of the fact as to who was at fault. These claims are settled by the Motor Vehicles Accident Claims Tribunals established throughout the State.

In addition, under Chief Minister's Accident Relief Fund an ex-gratia payment is now revised from 24.2.2014 for the road accident victims and their legal heirs at the following rate:-

Sl. No.	Nature of Loss	Compensation (in Rs)
1	Death	1,00,000
2	Permanent disability	50,000
3	Grievous injuries	50,000
4	Loss of one eye or one limb i.e. one hand or one leg	30,000
5	Other small injuries	10,000

Sl.No.	Year	Amount Sanctioned (in Crore)	Sl.No.	Year	Amount Sanctioned (in Crore)
1	2011-12	9.9995	8	2018-19	80
2	2012-13	10	9	2019-20	100
3	2013-14	20	10	2020-21	100
4	2014-15	40	11	2021-22	100
5	2015-16	70	12	2022-23	100
6	2016-17	50	13	2023-24	120
7	2017-18	80	14	2024-25	176

Besides, ex-gratia payments are also sanctioned to the victims and bereaved persons involved in the road accidents traveling in buses belonging to State Transport Undertakings from the Chief Ministers Public Relief Fund. To enable the victims' family to get this relief quickly powers have since been delegated to the respective District Collectors

Emitting smoke from Motor Vehicle is a major factor contributing to pollute the air in Metropolitan Cities, to avert the excess smoke emitting from the Motor Vehicle, specific standards for the permissible limits for such emission have been prescribed in the Motor Vehicles Act 1988. Further, Rule 115 of Central Motor Vehicles Rules 1989 also specifies that all the vehicles which are over one year of age should undergo emission tests for every six months. The Government has authorized 517 Private Emission Testing Centres throughout Tamil Nadu as per rule 116(B) of Tamil Nadu Motor Vehicles Rules 1989 and have made it mandatory that Certificate of Pollution Under Control will be checked at the time of every transaction with Regional Transport Offices.

## Private Emission Testing Centres

No. of Emission Testing Centres in Chennai City	-	100
No. of Emission Testing Centres in Tamil Nadu Other than Chennai City	-	455
Total	-	555

### **Zone Wise Pollution Under Control centres**

<b>S.No</b>	<b>Zone</b>	<b>No.of PUC Centres</b>
1.	Chennai (North)	48
2.	Chennai (South)	52
3.	Villupuram	34
4.	Vellore	26
5.	Salem	37
6.	Thanjavur	96
7.	Trichy	54
8.	Erode	49
9.	Coimbatore	52
10.	Madurai	26
11.	Virudhunagar	49
12.	Tirunelveli	32
	<b>Total</b>	<b>555</b>

It has been made mandatory to establish PUC Centre's in all the fuelling stations and all the authorized service centre's of OEMs based on the Orders of the Hon'ble Supreme Court of India in W.P. (Civil) No. 13029 of 1985, dated 10.08.2017. As on date, 61 PUC Centre's have been authorized in Fuel stations.

### **Inspection of Vehicles involved in Accidents**

The officers of the Transport Department not below the rank of Motor Vehicle Inspectors Grade II are empowered to inspect any motor vehicles involved in an accident and for that purpose to enter at any reasonable time any premises where the vehicle is kept and to remove the vehicle for examination.

The inspecting officers shall issue the inspection report in the Form – AIR (Accident Inspection Report) as required under Rule 377 and 378 of Tamilnadu Motor Vehicle Rules, 1989. This report is issued to ascertain whether the accident has occurred due to mechanical defect or due to manual defect and to claim insurance.

### **32. Brief Note On implementation of Smart Card Project in the remaining offices of the Transport Department**

- The Government has given permission to extend the issuance of Smart Card based Driving Licence and Registration Certificates in the remaining offices of the Transport Department vide G.O.Ms.No.532, Home (Tr.VII) Dated 27.05.2010
- The issue of Smart Card based Driving licences and Registration Certificates has been implemented in all offices.

### 33. ENFORCEMENT WORK CARRIED OUT FROM 2012-2013 TO 2021-2022

S. No	Particulars	2012-13	2013-14	2014-15	2015-16	2016-17	2017-18	2018-19	2019-20	2020-21	2021-22
1	Vehicles checked (in lakhs)	14.01	13.25	13.28	14.62	15.03	13.53	14.10	12.86	5.06	9.3
2	Check-reports issued (in lakhs)	1.82	1.77	2.43	2.38	2.47	2.24	2.54	2.31	0.94	1.67
3	C.F.X. issued	12815	15713	6527	5827	6762	6021	6743	9149	1662	1858
4	Vehicles detained	18327	27427	24867	38188	22981	22666	26373	29750	13399	20116
5	Tax collected (Rs. in lakhs)	2752.31	2803.83	2531.60	2251.22	2501.44	2173.05	1762.36	1613.12	570.48	1563.03
6	C.F. collected (Rs. in lakhs)	1010.49	1089.46	1905.16	2605.40	2719.77	2700.49	2915.68	2595.31	969.48	2080.94
7	C.F. proposed (Rs. in lakhs)	1949.00	2156.13	2596.64	3190.74	3978.35	2987.66	3051.37	4025.39	3304.04	7370.53
8	Overload by persons	42395	25659	29936	23738	25439	21423	21928	19602	7698	14308
9	Carried overload by Goods	28101	26978	29484	39789	40055	32300	29895	21592	8622	13265
10	Without permit	4536	4401	5230	5165	4330	3427	3773	4482	1306	2927
11	Plied without F.C.	6948	9780	11388	12408	12509	9300	11897	12422	3033	7188
12	Without I.C.	27576	29623	33001	36808	36653	30864	37275	33556	18759	29163
13	Non payment of Tax	70282	8767	8023	28857	8743	6742	6200	5500	10353	4390
14	Late payment of Tax	45738	1746	1686	2119	2747	2580	2296	2567	510	1429
15	Red Reflector	13993	21103	21818	27149	29674	31167	33750	31806	11058	20420
16	Danger light	6865	11918	11983	14347	14725	15411	17424	16349	5823	10253
17	Left side particulars	11934	14775	18061	20412	22807	24212	24928	23860	6504	13066
18	Without DL	32770	36713	39633	44446	44368	40930	46733	41367	21254	31438
19	Trip Sheet	19808	19741	24885	27255	29852	30143	31110	26042	8040	14471
20	Over Height	5107	5289	5096	6201	6660	7450	6869	6606	2693	4860
21	Rear Overhang	2472	2924	2736	3999	4042	4646	4500	4388	1437	2794
22	Left side overhang	2274	2140	2368	3291	3052	3122	2892	2487	724	1319
23	Fare Metre Tampered	2061	2598	1817	1854	1190	918	1428	1104	274	603
24	Mis-use of Permit	3422	2741	4699	4916	4293	9353	11069	7186	931	1562
25	Over Speed	1286	1294	4352	9877	12252	9625	12035	8343	1709	10654
26	Excess fare Demanded	680	2090	1918	2448	1448	1440	1443	1114	144	267
27	Removal of air horns	9933	13443	13070	17939	20790	23837	26672	21033	4087	6498
28	Unauthorised route	1531	1508	1342	1831	1817	1858	1450	1823	265	408
29	Sand Lorries	3913	5445	3578	4548	4718	4363	4050	4249	1961	4299
30	Dazzling light	10366	11357	11433	14691	17481	18980	23616	21420	5296	8716
31	Smoke certificate	36003	36928	44748	46697	44847	39485	47876	41451	13505	18602
32	Drunken Driving	664	834	951	844	723	896	471	1608	353	220
33	LPG Kit	327	1031	204	417	321	118	213	220	12	34
34	EIB load of children	2736	1826	1628	2404	1972	2213	2092	1276	77	303
35	Others	80044	69272	89575	109643	103545	103757	131329	89699	32209	58645
36	Not wearing Helmet		807*	7124	24105	13263	12353	32526	19783	3846	11349
37	Use of Mobile phones while driving		396*	3566	5103	4440	3929	4495	3217	1021	2774
38	Not wearing seat belts		813*	8834	15635	16845	17156	27129	29470	4582	16948

SOURCE: ZONAL JTCS/DTCS

### 33. ENFORCEMENT WORK CARRIED OUT DURING 2022-2023 , 2023-2024 and 2024-25

Sl. No	Particulars	2022-2023	2023-2024	2024-25
1	Total No of Vehicles Checked (in lakhs)	11.61	11.91	11.44
2	No of Check Report issued(in lakhs)	2.1	2.18	2.25
3	No of Vehicles detained	27436	29826	26152
4	Amount of Tax Collected (in lakhs)	1738.73	1724.66	1834.28
5	Amount of C F Collected (in lakhs)	3144.89	3368.76	2832.74
6	Amount of TAX and C F proposed (in lakhs)	9523.69	11055.69	10486.30
7	Overload by Person	17426	20224	18963
8	Overload by Goods	16525	18575	17023
9	Piled w/o Permit	4659	5694	4824
10	Piled w/o F C	12727	14509	13020
11	Piled w/o I C	35291	35978	34591
12	Piled w/o D L	39986	38130	35279
13	Tripsheet not maintained	16788	14850	14370
14	Non Payment of Tax	5621	5724	5022
15	Late Payment of Tax	2625	2509	2428
16	Red reflector not fitted	22518	23730	24535
17	Danger Light not fitted	11400	12135	13097
18	Side Particulars not painted	16064	13341	12748
19	Over Height	4233	2150	1569
20	Rear projection	2906	1858	1495
21	Lateral Projection	1541	898	722
22	Fare Metre Tampered	726	834	691
23	W/o Fare Metre	2063	2625	2065
24	Excess fare demanded	507	483	355
25	Misuse of Permit	1878	2410	2037
26	Over Speed	9248	9518	7697
27	Removal of Air Horn	9425	9437	9643
28	Unauthorised Route	1003	979	868
29	Tarpaulin ( Sand lorry)	5318	4988	4745
30	Dazzling Head Light	13008	17881	18450
31	W/o Pollution Certificate	15929	12729	13019
32	Drunken Driving	603	115	242
33	Unauthorised LPG Kits	300	84	108
34	EIB carrying Over load of Children	687	879	777
35	Improper Number plate	9759	9415	10100
36	W/o Emergency Exit	628	281	676
37	Emergency Exit blocked by Seat/Berth	643	460	505
38	W/o Hammer	3719	1951	3017
39	Others	70542	73710	67222
40	No of CFX issued	3117	2574	2530
41	Not wearing Seat Belt	22717	23016	23357
42	Using mobile while driving	4886	5782	7177
43	Carrying Animals	2253	2520	2450
44	Black Film Pasted On Glass	1936	2490	2291
45	Carrying Unaccompanied Luggage	1180	2504	3076
46	Non wearing Helmet	13868	13481	15676
47	Sun Cool Paper	1135	938	1027
48	Unauthorised CNG Kits	541	157	746

SOURCE: ZONAL JTCS/DTCS

### 33. MONTH-WISE ENFORCEMENT WORK CARRIED OUT DURING 2024-25

Sl. No	Particulars	Apr-24	May-24	Jun-24	Jul-24	Aug-24	Sep-24	Oct-24	Nov-24	Dec-24	Jan-25	Feb-25	Mar-25	TOTAL 2024-25
1	Total No of Vehicles Checked (in lakhs)	0.98	0.98	0.98	0.96	1.00	1.03	1.00	0.99	0.97	0.95	0.79	0.81	11.44
2	No of Check Report issued(in lakhs)	0.18	0.18	0.18	0.18	0.20	0.19	0.18	0.33	0.18	0.17	0.14	0.15	2.25
3	No of Vehicles detained	2104	2448	2243	2505	2234	2332	2176	2332	2252	1736	1677	2113	26152
4	Amount of Tax Collected (in lakhs)	202.74	145.2	110.74	147.14	188.90	159.23	169.16	160.90	175.32	167.98	89.67	117.30	1834.28
5	Amount of C F Collected (in lakhs)	282.19	271.38	240.9	249.45	245.50	254.91	229.97	234.74	221.10	198.93	191.60	212.07	2832.74
6	Amount of TAX and C F proposed (in lakhs)	904	928.39	938.13	958.19	983.03	1006.24	881.35	871.31	853.13	763.01	739.79	659.73	10486.30
7	Overload by Person	1540	1687	1761	1725	1776	1742	1361	1602	1630	1591	1244	1304	18963
8	Overload by Goods	1501	1566	1559	1553	1633	1632	1381	1392	1348	1188	1124	1146	17023
9	Piled w/o Permit	404	406	426	427	478	416	411	431	448	321	247	409	4824
10	Piled w/o F C	1099	1249	1143	1245	1133	1086	1039	1075	1138	849	846	1118	13020
11	Piled w/o I C	2594	3062	2937	3346	3064	3078	2841	3004	2904	2552	2421	2788	34591
12	Piled w/o D L	2760	3302	3069	3458	3119	3178	3031	2864	2936	2520	2457	2585	35279
13	Tripsheet not maintained	1246	1314	1356	1310	1359	1291	1291	1299	1124	1117	793	870	14370
14	Non Payment of Tax	746	518	383	477	485	436	378	405	389	374	184	247	5022
15	Late Payment of Tax	328	207	222	213	208	137	265	211	184	113	133	207	2428
16	Red reflector not fitted	2098	2054	2072	1941	2319	2246	2144	2169	2161	1996	1606	1729	24535
17	Danger Light not fitted	1106	1032	1097	1070	1285	1188	1195	1170	1152	1076	831	895	13097
18	Side Particulars not painted	1120	1206	1119	1069	1089	1100	1201	1068	1124	1030	817	805	12748
19	Over Height	162	154	173	151	159	153	110	102	135	101	83	86	1569
20	Rear projection	145	144	137	134	135	156	122	125	122	116	90	69	1495
21	Lateral Projection	68	84	71	59	62	74	64	61	53	54	38	34	722
22	Fare Metre Tampered	55	76	54	48	75	57	48	55	79	36	46	62	691
23	W/o Fare Metre	191	178	213	160	182	179	162	181	194	143	146	136	2065
24	Excess fare demanded	47	75	23	52	35	10	19	22	39	12	7	14	355
25	Misuse of Permit	171	190	237	177	217	147	169	135	171	154	89	180	2037
26	Over Speed	503	435	637	602	708	797	614	734	699	790	607	571	7697
27	Removal of Air Horn	872	826	809	706	896	949	1068	695	672	902	585	663	9643
28	Unauthorised Route	72	66	74	81	69	71	67	72	76	101	46	73	868
29	Tarpaulin ( Sand lorry)	463	377	416	372	443	457	436	418	407	293	279	384	4745
30	Dazzling Head Light	1733	1528	1767	1444	1760	1714	2008	1390	1249	1717	1010	1130	18450
31	W/o Pollution Certificate	924	910	918	1271	1200	1335	1160	1117	1145	1011	937	1091	13019
32	Drunken Driving	0	19	19	6	5	18	13	39	69	42	8	4	242
33	Unauthorised LPG Kits	6	11	3	7	7	11	11	9	5	3	0	35	108
34	EIB carrying Over load of Children	42	54	104	74	72	100	71	60	47	33	39	81	777
35	Improper Number plate	785	838	843	885	879	990	872	923	878	836	643	728	10100
36	W/o Emergency Exit	20	11	68	72	79	90	93	111	38	51	17	26	676
37	Emergency Exit blocked by Berth	35	31	33	23	27	77	51	36	34	37	75	46	505
38	W/o Hammer	297	215	267	214	160	175	263	277	379	169	295	306	3017
39	Others	6360	6225	6127	5906	6427	5988	5673	5517	5338	5008	4169	4484	67222
40	No of CFX issued	186	230	238	238	213	267	198	264	190	174	111	221	2530
41	Not wearing Seat Belt	2006	1795	1766	1675	2203	2255	2474	1930	2013	2105	1464	1671	23357
42	Using mobile while driving	473	473	416	462	745	749	692	667	725	670	546	559	7177
43	Carrying Animals	211	236	245	219	230	210	161	187	226	190	158	177	2450
44	Black Film Pasted On Glass	205	200	189	170	204	222	235	191	202	188	129	156	2291
45	Carrying Unaccompanied Luggage	280	175	317	252	261	336	355	180	214	296	206	204	3076
46	Non wearing Helmet	963	1086	959	1069	1652	1754	1466	1440	1670	1287	1163	1167	15676
47	Sun Cool Paper	83	81	109	81	74	142	77	88	93	103	51	45	1027
48	Unauthorised CNG Kits	6	22	7	1	2	18	116	119	52	383	20	0	746

SOURCE: ZONAL JTCS/DTCS

CLASS WISE ENFORCEMENT WORK 2024-2025														
S N	Particulars	Stage Carriage		Spare/ Mini Bus	Goods Carriages	Omni Bus	Maxi Cab	Tourist Mort Cab	Auto	Share Auto	EIB	PSV	OTHERS	Total
		STU	Pvt											
1	Total No of Vehicles Checked	18593	18776	11586	387800	153314	95532	55173	67895	9253	36264	25317	264181	1143684
2	No of Check Report issued	1453	1767	637	88468	27268	18082	8158	10777	1078	4059	2744	60784	225275
3	No of Vehicles detained	26	22	65	6815	295	817	319	2423	21	203	137	15009	26152
4	Amount of Tax Collected (Rs. In Lakhs)	2.52	2.97	0.50	393.80	374.29	112.02	10.63	3.10	0.32	12.85	40.80	880.49	1834.28
5	Amount of C F Collected (Rs. In Lakhs)	3.04	2.92	0.67	1318.56	213.50	73.95	30.34	134.55	1.33	20.10	17.77	1016.01	2832.74
6	Amount of TAX and C F proposed (Rs. In Lakhs)	22.34	29.45	16.39	7586.76	515.70	267.98	113.14	279.51	11.18	99.76	80.19	1463.91	10486.30
7	Overload by Person	7	23	23	2520	131	9778	378	3467	723	249	267	1397	18963

SOURCE: ZONAL JTCS/DTCS

### 33 (A) ENFORCEMENT SOFTWARE APPLICATIONS (e-Challan)

E-Challan is a software application comprising Android based mobile app and web interface, developed for the purpose of providing a comprehensive solution for Transport enforcement officers and Traffic Police. This app cum application is integrated with Vahan and Sarathi applications. Enforcement officials are collecting the penalties by online payment through Point of Sale (POS) machines. Connecting all the stakeholders through a common system will ensure data integrity, reliability and transparency.

#### E-challan Amount collected by POLICE Officials through POS machines from 2019 to 2025

Year	Total Challans (in nos)	Challan Disposed (in nos)	Challans Pending (in nos)	Total Chalan Amount (Rs.in cr)	Revenue Collected (Rs.in cr)	Revenue Pending (Rs.in cr)	% of Collection
2019	3228147	2169795	1058352	69.76	48.96	20.80	70.18
2020	13457766	6158626	7299140	283.23	129.45	153.77	45.71
2021	16040339	6109754	9930585	320.25	125.34	194.91	39.14
2022	11498100	4201497	7296603	347.61	120.60	227.01	34.69
2023	10740548	2289024	8451524	1166.00	241.08	924.93	20.68
2024	10714503	1542797	9171706	1181.38	133.09	1048.29	11.27
2025 (Upto Mar'25)	2802308	377390	2424918	319.44	30.37	289.07	9.51
<b>Total as on Mar-25</b>	<b>68481711</b>	<b>22848883</b>	<b>45632828</b>	<b>3687.67</b>	<b>828.89</b>	<b>2858.78</b>	<b>22.48</b>

#### E-challan Amount collected by TRANSPORT Officials through POS machines from 2019 to 2025

Year	Total Challans (in nos)	Challan Disposed (in nos)	Challans Pending (in nos)	Total Chalan Amount (Rs.in cr)	Revenue Collected (Rs.in cr)	Revenue Pending (Rs.in cr)	% of Collection
2019	10498	9478	1020	1.33	1.19	0.14	89.55
2020	24071	19837	4234	3.23	2.71	0.52	83.88
2021	42474	30300	12174	4.58	3.50	1.08	76.39
2022	73876	47011	26865	11.81	8.04	3.77	68.05
2023	228781	143489	85292	79.33	49.53	29.80	62.44
2024	274581	116757	157824	99.26	40.75	58.51	41.05
2025 (Upto Mar'25)	63773	13149	50624	22.26	4.82	17.44	21.67
<b>Total as on Mar-25</b>	<b>718054</b>	<b>380021</b>	<b>338033</b>	<b>221.80</b>	<b>110.54</b>	<b>111.26</b>	<b>49.84</b>

### **34. NOTES ON HIGH SECURITY REGISTRATION PLATES**

In accordance to the Notification No.S.O.814 (E) dated 22.08.2001 issued by the Government of India and in obedience to the direction of Hon'ble Supreme Court of India, the process of implementing the High Security Registration Plate Scheme in this State is going on. It will be implemented in our State shortly.

The High Security Registration Plates will be fitted on the new and as well as old vehicles at the Regional Transport Offices and Unit Offices premises itself. The Registration Number Plate in the existing vehicles should be replaced with the "HSRP" plates within the period of 2 years from the date of implementation. For the new vehicles HSRP plates will be fitted at the time of registration.

The High Security Registration Plates will eradicate the practice of counterfeiting of the Registration Number Plates and using such vehicles for anti-social activities.

#### **Regulation and control of School buses**

To ensure safest journey of the students using the School Buses Government have framed TamilNadu Motor Vehicles (Regulation and Control of School Buses) Special rules 2012 as per the guidelines and directions of Hon'ble Supreme Court of India and Hon'ble High Court of Madras. These rules came into force from 01.10.2012.

### **35. MODERNISATION OF CHECK POST AT PETHIKUPPAM AT A GLANCE**

In order to modernize the Check Posts, the Government has issued orders by sanctioning an amount to the extent of Rs.131.75 crore for the formation of Modernized Integrated Check Posts (Incoming and Outgoing) at Pethikuppam in Tiruvallur District on NH 5. It will also house the Check Posts of other Departments viz. Revenue Department, Police Department, Prohibition and Excise Department and Civil Supplies and Consumer Protection Department. The above Checkposts have been inaugurated and functioning.

In the above checkposts, ten entry lanes for the incoming vehicles to Tamil Nadu from Andhra Pradesh and six exit lanes for outgoing vehicles are being provided for free flow of vehicles to ease traffic congestion at the Checkposts. Violations such as overloading, excess projections, excess dimensions, evasion of road tax and other irregularities can be easily detected without any loss of time. Checking of vehicles by various Departments at a single point will considerably save the time of vehicle owners. Hence, stopping and checking of vehicles at multiple points will not be required.

# PERMITS

### 36. MINI BUS

**MINI BUS:** Mini bus means a stage carriage constructed on a wheel base of not exceeding 390cms and carrying or adapted to carry more than six passengers but not more than 25 passengers excluding the driver and the conductor.

#### Mini Bus Scheme

Recognizing the need to provide public transport facilities to the people of unserved semi-urban and rural areas, the Government introduced the "Mini Bus Services Scheme" to be operated by private individuals from 1997. Considering the benefits of this scheme, Government modified this scheme in 1999 enabling operations of mini buses in the rural areas for a total distance of 20 kms, with an overlapping distance not exceeding 4 kms on the served areas. There after the Government considered the need to draw up a Comprehensive Scheme to operate Mini Buses by solving all administrative and legal issues. In G.O.Ms.No. 136 Home (Tr.III) Dept. dated 23.02.2011; the Government issued orders in this regard and also issued guidelines to the Regional Transport Authorities in G.O.Ms.No.146 Home (Tr.III) Dept. Dated 25.02.2011. At present 2857 mini buses are plying in the entire State. The District wise Mini bus details are as follows:-

SL.No.	NAME OF THE DISTRICT	MINI BUS
1	Chennai	0
2	Kancheepuram	35
3	Thiruvallur	0
4	Cuddalore	112
5	Villupuram	53
6	Vellore	50
7	Thiruvannamalai	91
8	Salem	147
9	Namakkal	45
10	Dharmapuri	49
11	Krishnagiri	33
12	Erode	107
13	Coimbatore	111
14	Tiruppur	78
15	The Nilgiris	97
16	Tiruchirappalli	153
17	Karur	97
18	Perambalur	65
19	Ariyalur	37
20	Pudukkottai	22

21	Thanjavur	164
22	Nagapattinam	22
23	Thiruvavur	51
24	Madurai	189
25	Theni	84
26	Dindigul	108
27	Ramanathapuram	36
28	Virudhunagar	122
29	Sivagangai	51
30	Tirunelveli	172
31	Thoothukudi	120
32	Kanyakumari	157
33	Chengalpet	14
34	Ranipet	13
35	Thenkasi	53
36	Tirupathur	0
37	kallakurichi	57
38	Mayiladuthurai	62
	<b>Grand Total</b>	<b>2857</b>

**Salient features of the G.O.Ms.No.136, Home (Tr.VII) dated: 23.02.2011 New Comprehensive Scheme for Mini Buses**

- Notifying a single modified scheme in relation to the area comprising the entire state of Tamil Nadu instead of the existing separate scheme for 28 Districts and Chennai Metropolitan Area.
- Provision for the protection of the existing Mini Bus permits issued under the schemes 1997 and 1999.
- Formulation of Mini bus routes without any restrictions with reference to rural/urban area and as per the guidelines issued by the government from time to time so as to provide direct bus facilities to the people of villages/hamlets/habitations that have a population of 100 or more families, so as to reach the nearest bus stand of nearest town / city where adequate bus services are provided to various places.
- Mini bus routes should be viable and not more than 30% of the route length should overlap on any existing served routes.
- Delegating the powers to the Regional Transport Authorities for identifying such mini bus routes and to issue permits according to the need.

Issuing guidelines by means of Government Orders from time to time as and when necessary without modifying the scheme.

### 37. FRESH PERMIT ISSUED FOR THE MONTH OF MARCH 2025

Sl.No.	NAME OF THE ZONES	Stage Carriage Permit	Contract Carriage Permit	All India Tourist Permit	Private Service Vehicle Permit	Goods Permit	National Permit	Total
1	CHENNAI (NORTH)	0	1653	1	30	1009	303	2996
2	CHENNAI (SOUTH)	0	1915	3	143	706	68	2835
3	VILLUPURAM	2	755	0	8	552	163	1480
4	VELLORE	0	454	1	24	405	142	1026
5	MADURAI	1	578	0	17	479	54	1129
6	SALEM	4	235	0	2	544	318	1103
7	TRICHY	1	628	1	12	431	59	1132
8	THANJAVUR	3	683	0	2	391	48	1127
9	TIRUNELVELI	2	1160	0	8	682	136	1988
10	VIRUDHUNAGAR	1	587	0	27	301	28	944
11	COIMBATORE	9	777	0	32	903	154	1875
12	ERODE	1	220	0	15	572	390	1198
13	STA	0	22	45	0	0	0	67
	<b>GRAND TOTAL</b>	<b>24</b>	<b>9667</b>	<b>51</b>	<b>320</b>	<b>6975</b>	<b>1863</b>	<b>18900</b>

Source: VAHAN report

### 38. SURRENDER PERMIT ISSUED FOR THE MONTH OF MARCH 2025

Sl.No.	NAME OF THE ZONES	Stage Carriage Permit	Contract Carriage Permit	All India Tourist Permit	Private Service Vehicle Permit	Goods Permit	National Permit	Total
1	CHENNAI (NORTH)	128	606	5	25	760	293	1817
2	CHENNAI (SOUTH)	8	993	5	226	484	69	1785
3	VILLUPURAM	35	528	1	10	407	178	1159
4	VELLORE	36	350	1	23	250	154	814
5	MADURAI	107	854	0	3	333	62	1359
6	SALEM	17	238	0	2	400	410	1067
7	TRICHY	28	370	0	9	400	130	937
8	THANJAVUR	53	375	1	2	261	35	727
9	TIRUNELVELI	23	725	0	8	576	119	1451
10	VIRUDHUNAGAR	39	415	0	30	217	34	735
11	COIMBATORE	48	705	5	30	676	180	1644
12	ERODE	26	198	0	18	551	639	1432
13	STA	1	33	8	0	0	0	42
	<b>GRAND TOTAL</b>	<b>549</b>	<b>6390</b>	<b>26</b>	<b>386</b>	<b>5315</b>	<b>2303</b>	<b>14969</b>

Source: VAHAN report

## **39. Driving Schools**

### **DRIVING SCHOOLS**

- As to modify the Driving Schools licensing and Regulation and to have a good performance of the Driving School, the Circular No.43/2007 have been introduced by the Transport Commissioner. Necessary instructions have already been issued to all Zonal Officers to follow the regulation and to act upon according to Circular No. 43/2007.
- The Area and space of Driving School, the model of the vehicles imparting instructions Solvency Certificate, required amenities, infrastructure are to be made available based on the Motor Vehicle Act and Central Motor Vehicle Rules, 1989 and also as said in the Circulars
- At present a total number of 2195 authorised Driving Schools are functioning in Tamil Nadu.
- In order to regularise and improve the Driving School infrastructure facilities and to enhance the number of skilled drivers, certain requirements were laid down in circular No.43/2007, dated: 31.10.2007.
- Various Driving School Associations have challenged the Circular No.43/2007 before the Hon'ble Madras High Court. The Hon'ble High court has granted time up to 31.12.2010 to fulfill the requirements mentioned in the circular.
- The Driving School Association has filed a Special Leave Petition before the Hon'ble Supreme Court of India challenging the order of the Hon'ble High Court. The Hon'ble Supreme Court dismissed at the time of admission and granted a grace period up to 30.06.2011 to fulfill the requirements.
- The Hon'ble Supreme Court has granted time upto 30.06.2011 to fulfill the requirements laid down in circular No.43/2007.
- As per the directions of the Hon'ble Madras High Court, a revised circular was issued in Circular No.62/2011 dated 11.11.2011 with a minimum space of 600 sq.ft. and granted time upto 31.03.2012.
- The age of Motor Cycle and Light Motor Vehicle should not be more than 8 years old.
- The age of the Heavy Motor Vehicle shall not be more than 10 years old.

### **MINIMUM EDUCATIONAL QUALIFICATION FOR OBTAINING BADGE TO DRIVE A TRANSPORT VEHICLE**

As per Notifiation GSR No.681 (E) dated 23/9/2019, MORTH, New Delhi has omitted the rule 8 of Central Motor Vehicle Rules 1989 for the requisite minimum educational qualification of 8<sup>th</sup> standard to obtain a licence to drive Heavy Transport Vehicle. In this connection, all the Licensing Authorities and Assitant Licensing Authorities not to insit upon any educational qualifications to the applicants applying for Heavy Transport Vehicle Driving Licence vide Transport Commissioner's letter R.No.19137/E1/2018 dated 29.10.2019.

## **40. WEB RATNA AWARDS**

Web Ratna Awards have been founded by National Informatics center, Department of Electronics and Information Technology to give a thrust to exemplary initiatives in e-Government using the medium of Web. These awards are being conferred in different categories which touch upon different aspect of e-Governance right from web presence to delivery of citizen services to public participation and innovation in use of Technology.

### **Web Ratna Awards 2009**

**Platinum Icon for Comprehensive Web Presence for Government of Tamil Nadu.**

The Government of Tamil Nadu has pioneered in delivering services to the citizens online by hosting a number of Services for many useful citizen centric services and the Government of Tamil Nadu Website proved it. The website services include dissemination of information, facilitating e-filing of returns, **filing of Grievances online and monitoring the status of the same, booking of various services** and making payments online.

### **Web Ratna Awards 2012**

**Platinum Icon for Comprehensive Web Presence for Government of Tamil Nadu.**

The gamut of services includes e-Services for Commercial Taxes and Transport Department and many more e-Governance Projects.

### **Web Ratna Awards 2014**

**Golden Icon for Comprehensive Web Presence for Government of Tamil Nadu.**

The Government of Tamil Nadu has implemented several e-Governance orihects aimed at delivering various citizen-centric online services cover every aspect of a citizen's daily life and can be accessed on anytime, anywhere basis.

### **Associated with this Publication**

1. Thiru S.K.M.Sivakumaran  
Additional Transport commissioner
2. Thiru. M.K.Suresh Kumar,  
Joint Transport Commissioner (Road Safety)
3. Thiru K.Nellaiyappan  
Deputy Transport Commissioner-I (i/c)
4. Tmt R. Malarvizhi  
Assistant Director of Statistics
5. Tmt .K.Geetha,  
Statistical Inspector
6. Tmt .S. Rabiya Basri,  
Statistical Inspector

e-mail id : [sta.tn@nic.in](mailto:sta.tn@nic.in)